

## God made water & fish! (January/July)

**Supplies:** Bible; water mats with fish (*place water mats around the table for children to share*)


**Song:** "My God is so Big" by Studio Musicians (*play song during snack*)

### **Lesson:**

- Look what God made! He made the water.
- Can you touch the water and make it move? *Allow children to push on the water mats.*
- In my Bible (*show Bible*), we learn that God made water.
- God also made fish to swim in the water. Can you see fish in our water? *Have children point to the fish.*
- In my Bible (*show Bible*), we learn that God made different colored fish. *Refer to the different colored fish that are floating in the water mats.*
- Let's clap and thank God for making fish and water!

(Lesson based on Genesis 1:1 and 1:20)

**DISCOVERY LAND**



## God made me! (February/August)

**Supplies:** Bible; hand mirrors (*give each child a mirror*)


**Song:** "I Am Special" by Jacquelyn Negus and Jon Negus (*play song during snack*)

### **Lesson:**

- God made you!
- God made boys (*point to the boys*), and God made girls (*point to the girls*).
- God made your eyes to see (*point to your own eyes*). Can you point to your eyes? *Have children look in the mirror and point to their eyes. God gave you eyes to see all the beautiful things He created.*
- God made your ears to hear (*point to your own ears*). Where are your ears? *Have children look in the mirror and point to their ears. God gave you ears to hear.*
- In my Bible (*show Bible*), we learn that God made you!
- Let's clap and worship God for making you!
- Thank You, God, for making me.

(Lesson based on Genesis 1:27)

**DISCOVERY LAND**




## God made food! (March/September)

**Supplies:** Bible; plastic fruit - apples, bananas, and oranges (*give each child a piece of fruit*)


**Song:** "God is Good to Me" by Little Praise Party (*play song during snack*)

### **Lesson:**


- Look what God made! He made food.
- Who has a red apple? *Highlight the red apples.*
- God made apples.
- Who has an orange? *Highlight the oranges.*
- God made oranges.
- Who has a yellow banana? *Highlight the bananas.*
- God made bananas.
- In my Bible (*show Bible*), we learn that God made all food!
- Let's clap and thank God for making food.



DISCOVERY LAND



## God made music! (April/October)



**Supplies:** Bible; music shakers or instruments (*give each child an instrument*)

**Song:** "Jesus Love Me" (disco version) by Listener Kids

### **Lesson:**

- *Play song while children shake the instruments and praise Jesus.*
- We can praise and sing to God because He loves us so much.
- In my Bible (*show Bible*), there is a verse about singing to God, "From the lips of children and infants you have ordained praise..." Psalm 8:2
- This means we can use our music to praise God.
- Let's clap and thank God for music!

DISCOVERY LAND



## God made animals! (May/November)

**Supplies:** Bible; plastic animals (*give each child an animal*)

**Song:** "Thank You, Lord, for Making Me" by Willow Creek Music (*play song at the end of the lesson and during snack*)

### **Lesson:**

- God made the animals! Let's look at all the animals God made.
- Wow, each animal has a name. We have elephants, cows, horses, sheep, etc. *Name each animal depending on your animal resources.*
- What sound does each animal make? *Make the sound of each animal with the children.*
- God made the animals. In my Bible (*show Bible*), we learn that God made all the animals. He made BIG animals, like elephants, and small animals, like rabbits.
- Let's clap and thank God for all the animals.
- *Have children look at the animals as you play the song.*



DISCOVERY LAND

## God made babies! (June/December)

**Supplies:** Bible; baby dolls (*give each child a baby doll*)

**Songs:** "Jesus Loves Me" by Listener Kids and "I Am Special" by Jacquelyn Negus and Jon Negus (*play songs during snack*)

### **Lesson:**

- God made babies.
- My baby has eyes (*point to the eyes*). Does your baby have eyes? *Have children point to the eyes.* God gave us eyes.
- My baby has a nose (*point to the nose*). Does your baby have a nose? *Have children point to the nose.* God gave us a nose.
- *If time, repeat with ears and mouth.*
- In my Bible (*show Bible*), we learn that God made all babies, and He made them very special!
- Let's hug our babies.
- Thank You, God, for making babies.



(Lesson based on Psalm 139:13-16)

DISCOVERY LAND



# Jesus is born! (Special Christmas Lesson)

**Supplies:** Bible; child-safe nativity set (like Fisher-Price)

**Song:** "Away in a Manger" and "Joy to the World" (play song during snack)



## **Lesson:**

- In the Bible, we can learn about the day Jesus was born.
- Can you see a baby? *Show baby Jesus.*
- Baby Jesus had a mom and dad. They were named Mary and Joseph. *Place Mary and Joseph by Jesus.*
- When Jesus was a baby, many people came to see Him. These people walked a long way to see Jesus. *Walk the Shepherd and Wise Men across the table to baby Jesus.*
- When they saw baby Jesus, they were very happy to see Him! *Have children clap.*

(Lesson based on Luke 2:1-16)



DISCOVERY LAND

# Jesus is alive! (Special Easter Lesson)

**Supplies:** Donkey, palm branches (one for each child), cross, angel, empty tomb

**Song:** "Hosanna Rock" by Yancy & Little Praise Party (play song during snack)



## **Lesson:**

- Here comes Jesus riding on a donkey. *Have the donkey walk past the children.*
- The people shouted "Hosanna!" and waved palm branches because Jesus is very important. *Have children wave the palm branches and the donkey and Jesus walk past them.*
- But something happened; people became angry and mean. *They took Jesus and put Him on a cross, and He died.*
- They put his body in a tomb. But three days later He rose again!
- Jesus is alive! *Have children clap and wave their palm branches.*

(Lesson based on John 12:12-15, 1 Corinthians 15:3-4)



DISCOVERY LAND