

DISCOVERY LAND

Year 3 – Quarter 1

Preschool Curriculum

Adapted for use in Africa



Year 3 – Quarter 1

Preschool Curriculum

Adapted for use in Africa

A Note About Curriculum Adaptations

With permission from Discovery Land Global, the original creator of this curriculum and resources, a team from Awana Africa has adapted the content, contextualizing it for use across Africa.



A Message from Kris Smoll

Dear Leaders,

Have you ever had a true “heart to heart” talk with someone? The following verses are a record of King David’s “heart to heart” talk with his son, Solomon.

“And you, my son Solomon, acknowledge the God of your father, and serve Him with wholehearted devotion and with a willing mind, for the Lord searches every heart and understands every motive behind the thoughts. If you seek Him, He will be found by you; but if you forsake Him, He will reject you forever. Consider now, for the Lord has chosen you to build a temple as a sanctuary. Be strong and do the work.”

1 Chronicles 28:9-10

The same passionate wisdom and love can flow out of you as you teach, lead, or assist each week. Make it a priority to prepare with excellence, point your children to God, and challenge them to have a close, personal relationship with God so their actions flow out of a loving, meaningful relationship with Him.

Each Bible lesson includes the 4 Rights: Know Right, Think Right, Do Right, Feel Right. If we truly *know* God and *think* about His Word, the outcome will be what we *do* and how we *feel* before Him. We want our children to have a biblical worldview, just like David - not just to have head knowledge, but true, authentic life transformation. Effective discipleship is not always easy; it takes time, prayer, and advanced preparation.

Whatever your position, you are important - important to God and to our kids. We are praying that He will work in mighty ways both in your life and in theirs.

Serving an incredible and powerful God,

Kris Smoll
Executive Director of Discovery Land Global

Table of Contents

Year 3 – Quarter 1

Understanding the Curriculum	5
Syllabus	9
Quarter Overview	11
Lesson 1: Review of David and the Israelites	13
Lesson 2: David and Jonathan's friendship begins with God	19
Lesson 3: King Saul tries to kill David	25
Lesson 4: David keeps his promise to Jonathan	33
Lesson 5: King David confesses his sin of counting his troops	40
Lesson 6: Solomon asks for wisdom	47
Lesson 7: Solomon sins	54
Lesson 8: God provides for the needs of Elijah and the widow	60
Lesson 9: Elijah challenges the prophets of Baal	67
Lesson 10: Elijah flees out of fear	73
Lesson 11: Elijah and Elisha see God's power	79
Lesson 12: True wisdom comes from God's Word	85
Appendix	
Topical Lesson: Fruit of the Spirit	90
Previous Quarter Overview	95
Printable Resources Overview	97
Wordless Book – Presenting the Gospel	99
Acknowledgements and Permissions	101

Understanding the Curriculum

Overview

The curriculum is designed to be a FUN, ENGAGING, and EFFECTIVE way to inspire kids to know and love God. It is strategic and purposeful and considers the spiritual development of children beginning at six months of age and continuing through their transition to middle school ministry.

The curriculum was developed to teach children:

1. **The Bible:** the big picture of the Old Testament and New Testament as a whole, unified revelation of God's truth to us.
2. **The Gospel of Jesus:** salvation by grace through faith as presented throughout the entire Bible.
3. **The Basics of Christianity:** life transformation through prayer, worship, evangelism, Scripture memory, baptism, communion, tithing, fellowship, serving, missions, etc. (complete list, by age, available in the On Track Map).

Preschool Lessons are based on a KNOW RIGHT → THINK RIGHT → DO RIGHT → FEEL RIGHT structure

Know Right:	A key passage from Scripture – 2 Timothy 2:15
Think Right:	A key Scripture verse to meditate on during the week – Psalm 1:2
Do Right:	The challenge to live God's Word – James 1:22
Feel Right:	The result of applying the lesson and having a biblical worldview rather than a secular worldview – Psalm 23

Leaders

Each class typically has three leaders: Lead Teacher, Discover Time Leader, and Shepherd.

LEADER TIPS

All leaders remain with their class throughout the entire morning, engaging with children and assisting as needed.

Smaller classes may combine the DT Leader and Shepherd positions.

Lead Teacher: Responsible for teaching a solid Bible lesson that captures the children's attention and creates spiritual growth by following the curriculum, as well as providing leadership of the children and other volunteers throughout the morning.

Discover Time Leader: Responsible for leading a 15-minute educational, energetic, and interactive Discover Time activity as stated in the curriculum.

Shepherd: Responsible for encouraging and coaching children throughout the morning, including connecting children with friends and helping first-time visitors feel welcome.

Preschool Program Overview

The program for preschool children is made up of six components:

1. Pre-Service Review Game
2. Large Group Opening Time
3. Bible Lesson
4. Discover Time
5. Know Right Review Activity
6. Think Right Review Activity

These pieces all tightly connect to produce an environment of Total Time Teaching where every minute matters and children are engaged in learning the main point of the lesson or an On Track Map objective.

SUGGESTED SCHEDULE

-:20	Volunteers ready and prepared to welcome children as they arrive
-:15	Pre-Service Review Game
:00	Large Group Time
:15	Bible Lesson
:35	Discover Time
:50	Know Right Review Activity
:60	Think Right Review Activity
:65	Parents pick up children

Pre-Service Review Game

LEADER TIPS

Leaders who are not welcoming children as they enter should assist and encourage all children during the pre-game.

Make sure visitors feel welcomed and match them up with a new friend from your class.

The pre-service review game is designed to be a fun way to review previous lessons and topics from the On Track Map. It makes the most of that time when children are trickling in, and it is the first thing the parents see!

The pre-service review game instructions are found in the Resources Booklet.

Large Group Time

Large Group Time is designed to:

- Introduce the concept of tithing and provide children with the opportunity to give
- Introduce the lesson of the day through music and puppets
- Teach children the Top 12 Verses

LEADER TIPS

During worship through music, encourage children to be respectful and participate by doing the hand motions and/or just standing out of respect. Leaders should prevent and correct any disruptive behavior.

Bible Lesson

The Bible lesson is a teacher-led, classroom experience that brings the Bible to life for children. The Gospel is woven into every lesson. There is a Scripture outline to help guide the lesson:

Section heading: This is for the teacher's information only (not dialogue).

Read: Scripture to read out loud to the class from your Bible.

Recap: After reading the portion of Scripture, take time to explain what it means. The "recap" often asks a question, defines key words, or restates the big picture of what you read at a child's level.

Paraphrase: This means you do not need to read it straight from the Bible (due to time, length of verses, or it is covering a difficult topic that needs to be made more child friendly). Please do not read the paraphrased text to your class directly from the curriculum.

Suggested steps for preparing your Bible lesson:

1. Pray for God's direction and leading. Also spend time praying for your children by name.
2. Read the Scripture from your Bible and highlight key points. This curriculum is developed on the foundation of God's Word and the teaching of His truth by the Holy Spirit. It is critical that all leaders read the Scripture passage before reading the Bible Lesson Outline. Curriculum may contain errors, but the Bible is inerrant.
3. Read the review questions for the lesson.
4. Read the curriculum.
5. Plan your lesson.
6. Make your lesson come alive with props, pictures, or actions, utilizing the creative ideas in the curriculum.
7. Practice the lesson so you can bring the Bible to life with excitement in your voice and good eye contact with your children.
8. Teachers should always have their Bibles open during the entire lesson, so children know the account is coming from the Bible. Due to a limited amount of time and the value we place on teaching children that the narratives come directly from the Bible, please do not read the lesson from a Bible storybook.

Discover Time

Discover Time (DT) activities are simple, non-competitive activities designed to engage and challenge children through hands-on learning. The preschool DT reinforces the main point of the Bible lesson. Occasionally, the DT activity will be used to make a "memorable picture" of the Bible lesson for children such as the feel, smell, or taste of something in the Bible narrative.

LEADER TIPS

Make sure that you understand in advance how the DT connects to the lesson and how the activity is going to work. If you are unsure, contact your ministry leader. And remember, lead with enthusiasm; DTs are an exciting part of the morning for the kids!

Know Right and Think Right Activities

Each lesson concludes with simple Know Right and Think Right activities. The Know Right activity reviews the content that was taught. The Think Right activity, which reviews the Scripture verse, is led by the DT Leader and/or Shepherd as children are dismissed, while the Lead Teacher hands out Tracker Jr. and connects with the parents.

LEADER TIP

Reword review questions, turn them into True/False questions or offer multiple choice answers to better suit the age level of the class. The goal is to review and reinforce understanding.

Classroom Resources

The following teaching tools are provided in the classroom:

- Bible Timeline
- Wordless Book
- Top 12 verses
- *Coaching Kids for Salvation* cards
- *Believe it or Not?* booklets
- *I Believe* bookmarks
- *Now What?* booklets
- Old and New Testament books of the Bible posters
- Feel Right poster

Tracker Jr.

Tracker Jr. is our colorful, kid-friendly take-home paper for families of preschool children. It is an important way that we partner with parents. It educates them about what their child is learning and challenges them to apply the lesson in their home throughout the week. After completing the family challenge activity, children can return the coupon on the Tracker Jr. for a small prize.

Preschool Syllabus

Year 3 – Quarter 1

Lesson 1

Quarter Review

Know Right:	Review of David and the Israelites.
Think Right:	Romans 3:23 (Top 12)
Do Right:	I will learn God's Word.
Feel Right:	I can feel happy when I learn God's Word.

Lesson 2

1 Samuel 18:1-9, 19:1-9, 20:1-42

Know Right:	David and Jonathan's friendship begins with God.
Think Right:	Romans 3:23 (Top 12)
Do Right:	I will find friends who love God.
Feel Right:	I can feel excited when I have friends who love God.

Lesson 3

1 Samuel 24, 26, 31; 2 Samuel 1:1-16, 5:1-4

Know Right:	King Saul tries to kill David.
Think Right:	Romans 3:23 (Top 12)
Do Right:	I will patiently trust God when I have problems.
Feel Right:	I can feel calm (peaceful) when I patiently trust God with my problems.

Lesson 4

2 Samuel 4:4, 9:1-13

Know Right:	David keeps his promise to Jonathan.
Think Right:	Romans 3:23 (Top 12)
Do Right:	I will keep my promises.
Feel Right:	I can feel good when I keep my promises.

Lesson 5

2 Samuel 24 (Parallel account in 1 Chronicles 21)

Know Right:	King David confesses his sin of counting his troops.
Think Right:	Romans 3:23 (Top 12)
Do Right:	I will tell Jesus when I sin.
Feel Right:	I can feel loved when I tell Jesus that I have sinned.

Lesson 6

1 Chronicles 28:1-20; 2 Chronicles 1:1-12, 3:1 - 7:22

Know Right:	Solomon asks for wisdom.
Think Right:	Romans 3:23 (Top 12)
Do Right:	I will ask God for help.
Feel Right:	I can feel safe when I ask God for help.

Lesson 7

1 Kings 9 and 11

Know Right: Solomon sins.
Think Right: Romans 3:23 (Top 12)
Do Right: I will say “no” to sin.
Feel Right: I can feel good when I say “no” to sin.

Lesson 8

1 Kings 17

Know Right: God provides for the needs of Elijah and the widow.
Think Right: Romans 3:23 (Top 12)
Do Right: I will trust that God will give me what I need.
Feel Right: I can feel calm (peaceful) when I trust God to give me what I need.

Lesson 9

1 Kings 18

Know Right: Elijah challenges the prophets of Baal.
Think Right: John 3:16 (Top 12)
Do Right: I will only believe in the one true God.
Feel Right: I can feel excited knowing there is one true God.

Lesson 10

1 Kings 19:1-18

Know Right: Elijah flees out of fear.
Think Right: John 3:16 (Top 12)
Do Right: I will know that God is always with me.
Feel Right: I can feel loved because I know God is with me.

Lesson 11

1 Kings 19:19-21; 2 Kings 2:1-18

Know Right: Elijah and Elisha see God’s power.
Think Right: John 3:16 (Top 12)
Do Right: I will look for God’s power and tell others about it.
Feel Right: I can feel amazed when I see God’s power.

Lesson 12

Review Day

Know Right: True wisdom comes from God’s Word.
Think Right: Romans 3:23 and John 3:16 (Top 12)
Do Right: I will remember God’s Word.
Feel Right: I can feel wise when I remember God’s Word.

Topical Lesson

Fruit of the Spirit

Know Right: God helps me to become more like Jesus.
Think Right: 2 Peter 3:18a (Top 12)
Do Right: I will ask God to help me grow to become more like Jesus.
Feel Right: I can feel joyful when I grow to be more like Jesus.

Quarter Overview

Year 3 – Quarter 1

This past quarter we saw how Gideon, Ruth, Hannah, Samuel, and David followed God. We also learned from Samson, the Israelites, and Saul as they showed what it means to reject God's way and reap the consequences. We continue our journey with the Israelites in our quest to learn God's Word.

In this lesson, we learn what it means to have true friendship. King Saul was on a mission to destroy David, his anointed successor. Amazingly, Saul's son, Jonathan, allowed his best friend, David, to escape from his father's jealous wrath, even though he himself could have been hurt. David and Jonathan's friendship teaches us the value of finding friends who love God.

David remained on the run, with Saul and his men in hot pursuit. Twice God allowed David to find Saul in vulnerable positions to see if David would take matters into his own hands. Each time David remained loyal to Saul and patiently trusted God to take care of his enemy. In God's perfect timing, Saul died in battle with the Philistines. Saul's death prepared the way for David to take the throne as the new king of Israel. From David, we learn that when we have problems, we should patiently trust God.

King Saul did not die alone in battle with the Philistines. David's loyal friend, Jonathan, was also killed. David had promised Jonathan that he would always be kind to Jonathan's family. After Saul and Jonathan were killed, David became the king. David kept his promise to Jonathan's son, Mephibosheth, who couldn't walk because of a disability. In order to make sure he would always be taken care of, David gave him everything that had belonged to Saul. David also showed great honor to Mephibosheth by inviting him to eat at his table. David showed us the importance of keeping our promises.

David is the only person in the Bible that God calls "a man after my own heart." Even with this incredible distinction, we learn that David, like all people, was sinful. One occasion of David's sin took place when he ordered a census of Israel. When he realized his sin, David admitted it, confessed it to God, and repented of it. David's response to his sin shows us that we, too, should tell Jesus when we sin.

David's love for God led to his desire to build the temple in Jerusalem. God, however, had another plan. God told David He had chosen his son Solomon to be the next king and the one to build His earthly house. David gave Solomon God's plan, the materials, and the instructions for the temple. He implored his son to be strong and courageous and do the work that God had planned. God was with Solomon and allowed him to ask for whatever he wanted. Instead of asking for wealth, honor, or long life, Solomon selflessly asked for wisdom and knowledge to lead God's people. In turn, God gave Solomon all he asked for and more. This display of God's infinite grace encourages us to be like Solomon and ask God for help.

Solomon had a huge job to do for God. Not only was he to build the new temple, but he was also the man God chose to be Israel's new king. God's desire was for Solomon to walk in the ways of his father, David, by loving God and obeying Him from the heart. God promised perpetual leadership in Israel for Solomon and his descendants, if they would be obedient and not turn from God's ways. God also warned Solomon of the consequences if he or his sons rebelled. This included Israel's removal from the Promised Land and destruction of the temple. Unfortunately, Solomon failed to heed God's clear warning and he turned away to follow other gods. Solomon's failure clearly illustrates that we should always say "no" to sin.

One consequence of King Solomon's unfaithfulness was the division of Israel into two separate kingdoms, Judah and Israel. As Israel's leadership and people sank further into rebellion against God by worshiping false gods, prophets were sent to pronounce the punishment. One of these prophets was Elijah, who was sent to tell evil King Ahab about the impending three years of drought. In spite of the drought and resulting famine, God took miraculous care of His obedient servant by using ravens at a brook in the wilderness and a widow in enemy territory. Through Elijah's experience in difficult circumstances, we can trust that God will give us what we need.

When Israel remained in rebellion and continued to worship foreign gods, Elijah's job continued. God told Elijah to go present himself to Ahab, and He would send rain to end the three years of drought. To ensure that Ahab and all the Israelites understood that it was the one true God who was in control, Elijah challenged the prophets of Baal to a duel of the altars. God gave Elijah the victory by sending fire from heaven to consume His altar and by sending the rain to end the drought. When we have seen God's power, it helps us believe only in the one true God.

When King Ahab told his wicked queen, Jezebel, about Elijah's victory from God, she vowed to kill the faithful prophet. In spite of his prior courage in the face of danger, Elijah became afraid and ran for his life. As God's discouraged servant retreated into the desert, his Heavenly Father took care of him and, in gentleness, told him that there was still work for him to do in the world. Elijah witnessed God's mercy and discovered that God is always with us.

Elijah's next assignment was to find and anoint Elisha to be his successor. Elijah obeyed God's command, and Elisha left his home and family to be Elijah's apprentice and attendant. Through the ensuing years, Elijah continued to do God's work and experience the power of his God. He trained Elisha to take over to become the next faithful prophet in Israel. When Elijah's time came to depart this world, God sent for him with a chariot and horses of fire and took Elijah to heaven in a whirlwind. Elijah's ministry challenges us to look for God's power and tell others about it.

As we come to the close of our Old Testament study and move on to the New Testament in the next quarter, we take a day to recall all God has taught us and make sure that His truth is firmly planted in our hearts. We praise the one true God for all He has done and ask Him to help us remember His Word.

Lesson 1

Quarter Review

Know Right:	Review of David and the Israelites.
Think Right:	“For all have sinned and fall short of the glory of God.” Romans 3:23 (Top 12)
Do Right:	I will learn God’s Word.
Feel Right:	I can feel happy when I learn God’s Word.

GET READY!

We are excited to watch God work in your life and in the lives of your children this school year. As you study Scripture and prepare to serve, spend time in prayer for your classroom team and your children.

Pray: Spend time praying for the children in your class. Ask God to bless them with physical, emotional, and spiritual protection. Also pray that their families will make it a priority for them to attend church on a regular basis and be an involved part of the church family.

Read: Review the lessons from the previous quarter (see the Previous Quarter Overview in the appendix)

Know Right: Review of David and the Israelites

This past quarter we saw how Gideon, Ruth, Hannah, Samuel, and David followed God. We also learned from Samson, the Israelites, and Saul as they showed what it means to reject God’s way and reap the consequences. We continue our journey with the Israelites in our quest to learn God’s Word.

GET SET!

Lead Teacher’s Notes:

- This week is a quick review of our previous quarter, so children can continue to build on this foundation for future lessons. It will also help connect new children to our ongoing three-year curriculum. Please note that the outline is different than during a regular week.
- It is very important to set expectations in your classroom during the Bible lesson. Children should be encouraged to sit cross-legged and quietly during the lessons. If children have questions, they should raise their hands and wait to be called on. Teaching children specific guidelines during the first week will impact the rest of the school year and any other ministry to preschoolers that you offer.
- Use the five count to teach respect for leadership and gain the attention of your preschoolers. Start with one and slowly count to five. Your goal is that children should be silent by three. The more you use this method, the quicker your children will respond which will result in more time for learning.
- Please know your lesson well. The text below is to help guide you as you prepare. Be very familiar with your lesson, so you can have good eye contact with the children. During this lesson, we will refer to many different people from the Bible. Children should be somewhat familiar with these people if they attended class on a regular basis during the previous quarter.

Creative Idea for the Bible Lesson:

Place pictures of the following people each in a separate envelope: Gideon, Samson, Ruth/Naomi/Boaz, Hannah, Samuel, King Saul, and David. (Download free pictures at freebibleimages.org or <https://www.unfoldingword.org/sweet-publishing/>) Place the envelopes in your Bible (not a Bible storybook) according to where you would find them. When you open to specific books of the Bible, different envelopes with pictures should be pulled out and opened with suspense. The pictures will also be used during review time. *This idea is written into the lesson.*

GO!

Pre-Service Review Game

Worship Leaders will lead children in a review game. Game details are in the Resources Booklet.

Large Group Opening Time

Offering: We are going to worship God right now by giving our money. When we give our money to God, our church will use it to tell others about Jesus. *Or insert a specific way your church will use the offering.*

Think Right verse: Romans 3:23

Have children listen carefully as you read the verse directly from the Bible. We have a new verse, and it teaches us about sin. Is sin good or bad? (Bad) Sin is the total opposite of good. The Bible tells us we have all sinned. Review the actions for the verse. Let's see if you can say the whole verse as we do the hand motions together. Repeat several times.

“For all (hands from center going outward) have sinned (two thumbs down and look sad) and fall short (squat) of the glory of God (stand up while pointer fingers twirl pointing up).” Romans 3:23

Transition: The Good News is that Jesus died and rose again. He is the winner over sin! If we believe that Jesus did that for us, He forgives our sin, and we get to be a part of God's family forever. Jesus must love us very much!

Song 1: “Jesus Loves Me”

Puppet Skit: Know God's Word!

(Tracker comes up with a swimming tube and goggles on his eyes)

WL: Hi, Tracker! How was your summer vacation?

T: I went swimmin' everyday this summer!

WL: You must be a great swimmer if you swam every single day.

T: I sure am! I can do the back float and doggy paddle, and I can even jump off the diving board with a life jacket on!

WL: That is amazing! How did you learn to be such a great swimmer?

T: Well, my mom told me that I had to go to swimmin' lessons. So I did. I went every day for a FULL week...even when it was cold. *(shiver)* I listened real carefully to the teachers, so I would know what to do, and then I practiced swimmin'. And ta da! Look at me...I'm a super-de-duper swimmer!

WL: Isn't it amazing that if you listen to your teachers and practice, you can become good at almost anything?

T: Yep. That's why I'm comin' here every week. I want to listen, learn, an' practice things from the Bible, so I can be more like Jesus.

WL: That is great! Hey kids, is that why you come to church every week?

T: I've gotta huge idea. Let's learn God's Word together by studyin' the Bible in our classrooms. Our Bible teaches us about our great God. I love God! I hope you do, too!

WL: Yes, studying God's Word, so we can learn to love and live for God, is very important!

T: I can't wait!!! *(jump up and down)* I'll see ya in class!

WL: Sounds good, Tracker. Bye!

Transition: Tracker was talking about how important it is to learn what's in our Bible. Speaking of the Bible, that reminds me of a song. It's called the "B-I-B-L-E Bible." B-I-B-L-E is how you spell the word "Bible."

Song 2: "B-I-B-L-E Bible"

Pray

Bible Lesson Introduction

Pray: *When you pray in class, always remind children that you are talking to God. Have children bow their heads, close their eyes, and fold their hands so they can completely focus on God.*

Find It: There are two parts of the Bible. *Have children make a Bible with their hands together.* They are called Testaments. Can you say that with me? (Test-a-ments) There is the Old Testament (*highlight your left hand*), and the New Testament (*highlight your right hand*). Today, we are going to look in the Old Testament to learn about some people who loved God.

Timeline: Look at all the people that we can find in our Bible. Today, we are going to learn about some of these people from the Old Testament. *Point to the OT pictures on the timeline. Ask children to point to a person from the Old Testament that they may recognize.*

Introduction to the Quarter and the Bible Lesson:

Hold up your Bible. Do you have a Bible at your house? Bibles come in different colors and sizes, but on the inside the words are the same. *Hold up several Bibles (not Bible storybooks).* The Bible is like a letter that God wrote to us. When I read my Bible, I learn that God loves me very much. He also says that He loves _____. *Insert names of children.* Because God loves us very much, He wrote us letters in the Bible, so we can know Him more. I'm sure glad God gave us the Bible.

Previous Quarter Review

Hold up your Bible. Let's look in the Bible to remember some people that we have already learned about. These people can help us learn important things about God and about us!

Gideon was a regular guy. *Open your Bible to Judges and pull out the envelope with the picture of Gideon.* God gave him a big job! The big job was to protect the Israelites, God's special people, from the bad guys. Gideon didn't think he could do it, and he was right! He wasn't strong enough all by himself. But God is strong enough. Gideon trusted God, and God helped Gideon's very small army defeat the Midianites' big army! God is with you, just like He was with Gideon. He is with you when you go to bed, when you wake up, when you go to the park, if you have a good day, and if you have a bad day.

Samson was also given an important job, but he chose not to do things God's way. *Show the picture of Samson.* He told Delilah his secret, so he lost the amazing strength God had given him. That's sad, isn't it? Samson had a sin problem, and so do I. So do you. Romans 3:23 tells us that we have all sinned. Sin is anything we think, say, or do that is against God. Jesus is the only one that can help us with our sin problem. I'm so thankful for Jesus.

I'm also thankful we got to learn about **Ruth, Boaz, and Naomi** because they showed us what it means to truly love and honor others the way God wants us to. *Open your Bible to Ruth and pull out the*

envelope with the picture of Ruth/Boaz/Naomi. Each of these three people could have put themselves first, but each of them put others first. That is true love. When we love other people like God wants us to love them, we have real joy.

We also learned about **Hannah**. *Open your Bible to 1 Samuel and pull out the envelope with the picture of Hannah.* Does anyone remember why Hannah was so sad? (Because she couldn't have a baby) Hannah knew that God could help her. She prayed to God, and He heard her and answered her prayer with a 'yes'. Her baby was named Samuel, and he served God when he was a kid and when he was a grown up. Sometimes we have good days, and sometimes we have bad days. No matter what kind of a day we have, we can pray and talk to God. Because we know God loves us and can hear us, He can give us peace on the inside.

God spoke to **Samuel** in a special way. *Show the picture of Samuel.* God called out to him in an actual voice. That's amazing! God talks to us, too. The way He usually talks to us today is through the Bible. The Bible is like a bunch of letters that God wrote to us. We can learn about Him, and our world, and ourselves when we read the Bible.

When Samuel was leading the people, they chose to follow their way, not God's way. They said they wanted a man to be their king. God said that wasn't a good idea, but they wanted their own way. So, God gave them a king, **King Saul**. *Show the picture of King Saul; have children pretend to put on a crown.* Sadly, King Saul was selfish and chose to put himself first. The punishment was that Saul would no longer be king. Even though the Israelites were not following God with their whole hearts, God was patient with them and showed them mercy. He was going to give them a new king who loved God. Does anyone remember who it is?

It's **David**! *Show the picture of David.* David was a shepherd, a musician, a poet, and a brave warrior. God saw him and knew that he loved God from the inside out. God knows us on the inside, too. He knows what makes us happy, what makes us sad, and what we are afraid of. No matter what, God loves us very much. This makes me feel excited. It makes me want to praise God because He is an awesome God who knows everything!

David had to face a very big soldier. Do you remember what his name was? (Goliath) David trusted that God could help him beat the soldier. Sometimes we face hard problems. Maybe we are afraid during a storm, or someone is mean to us; we can be sure that God will help us if we ask Him. He is our strength. This makes me so happy and thankful!

Conclusion

David will be the new king, but not quite yet. When you come to church next week, we will open the Bible again and begin our adventure by finding out more about David and his friend, Jonathan, who was King Saul's son.

Do Right and Feel Right

God is great and super powerful. We can be excited to learn more about God every time we come to church. We can even learn more at home by doing our Tracker Jr. with our parents and asking our parents to read the Bible to us. We learn more because we love God.

Review Questions: What did we discover today?

1. What book tells us about Gideon, Hannah, and David? (The Bible)
2. Did God have enough power to help Gideon beat the bad guys? (Yes)
3. How did Ruth, Boaz, and Naomi treat each other? (They loved and honored each other)
4. What did Hannah pray for? (A baby)
5. Was Saul a good king all the time? (No)
6. Who was going to be the new king after Saul? (David)

Discover Time

Transition to Discover Time: *Children should line up before leaving the classroom and then walk in a straight line to their DT Station. When you get to the DT Station, praise the children for listening and walking in a straight line.*

Do Right: I will learn God's Word.

Goal: To have children focus on the value of learning the Bible, God's Word.

Location A: LEGO® Station

Supplies:

- Poster boards with a large Bible outlined with a thick marker (or use one long piece of roll paper with a large Bible outlined with a thick marker and have the whole class work together)
- Song "B-I-B-L-E Bible"

Instructions for the DT Leader:

1. Have children guess what book is on the poster. (The Bible)
2. Say: Let's make our posters super special by adding LEGO bricks.
3. Tell children they should line up the LEGO bricks to match the lines on the posters.
4. As the class works together to fill in the posters, play the song "B-I-B-L-E Bible".
5. Occasionally stop the music, have children freeze and ask, "Where can we learn more about God?" Children should answer, "From the Bible!"
6. Remind children that to know God, we can learn about Him from His Word.



Location B: Box Station

Supplies:

- 50 boxes with pictures of Bibles in various colors (tape pictures on boxes; scatter boxes on floor) (see appendix)
- Song "B-I-B-L-E Bible"
- Optional: camera

Instructions for the DT Leader:

1. Show children all the boxes with Bibles on them.
2. Ask, "What are on all these boxes?" (Bibles)
3. Say: Let's see if we can make a tall wall of Bibles while the music is playing. When the music stops, everyone must freeze. (Hint: stack boxes against the wall to keep them stable)
4. When children freeze, count how many Bibles are on the wall.
5. When the wall of boxes is completed, do a final count as a class. Remind children that to know God, we can learn about Him from His Word.
6. If time permits, restack the Bibles in towers of specific colors.

Optional: Take a class picture of the children in front of the wall of Bibles.



Classroom Review Time

Lead Teachers ~ Connecting the DT to the Lesson: Do you have a Bible at home? What color is your Bible? What color is your parents' or grandparents' Bible? When you are at home or at church, you can learn more about God when you read your Bible. When we learn, we can grow to be more like God.

Reviewing the Know Right:

Supplies:

- Pictures from the Bible lesson (tape these to the walls around the classroom, just above preschool height)

Instructions:

1. **Say:** Let's play a fun review game. I have some pictures of people from the Bible hanging on the walls of our classroom. When I name them, can you find them and stand by them?
 - a. Gideon
 - b. Samson
 - c. Ruth/Naomi/Boaz
 - d. Hannah
 - e. Samuel
 - f. King Saul
 - g. David
2. **Say:** God loved all these people and wrote a letter to you about them in our Bible. When we read our Bible, we are learning how to be more like Him.

Think Right Activity while waiting for parents:

Option 1

Supplies:

- Chairs
- Song "The Wages and the Gift"

Instructions:

1. Play musical chairs. When the music stops, have children sit in a chair and then do the hand motions for the verse (be sure to know the hand motions for the verse in advance).
2. Whoever does not sit on the chair quickly enough can help push the button to stop the music for the next round of the game.

Options:

- When a child is out, begin to create a second circle of chairs where they continue to play as children get "out" of the first circle of chairs.
- Position the chairs tightly together for little movement or spread them out to create more movement.

Option 2

Supplies:

- Six cups
- Two beanbags
- Song "The Wages and the Gift"

Instructions:

1. Have children sit or stand in a circle with two three-cup stacked towers in the center of the circle, but apart from each other.
2. Have children pass around the beanbags as the music plays.
3. When the music stops, have the class say Romans 3:23 with actions.
4. Then, the two children with bean bags can each throw their beanbag at a three-cup stacked tower.
5. Repeat.

Lesson 2

1 Samuel 18:1-9, 19:1-9, 20:1-42

Know Right:	David and Jonathan's friendship begins with God.
Think Right:	"For all have sinned and fall short of the glory of God." Romans 3:23 (Top 12)
Do Right:	I will find friends who love God.
Feel Right:	I can feel excited when I have friends who love God.

GET READY!

Serving is a great way to develop friendships with other leaders. As you serve, we pray you find godly, life-giving community. This week, take a few minutes to reach out to a co-leader to encourage them. This could be the first step in building a true, Christ-centered friendship!

Pray: As you prepare to serve, ask God to lead you and to bless you with effective teaching/shepherding. Pray that the children in your class will attend consistently, so they will find good, life-long friends.

Read: 1 Samuel 18:1-9, 19:1-9, 20:1-42

Know Right: David and Jonathan's friendship begins with God

In this lesson, we learn what it means to have true friendship. King Saul was on a mission to destroy David, his anointed successor. Amazingly, Saul's son, Jonathan, allowed his best friend, David, to escape from his father's jealous wrath, even though he himself could have been hurt. David and Jonathan's friendship teaches us the value of finding friends who love God.

GET SET!

Lead Teacher's Notes:

- Remind children of the basic sitting rules and how to answer questions. Set boundaries and clear expectations for learning.
- With preschoolers, you need to keep their attention. This means you must be prepared and know your lesson well. Do not read it to them. Instead, use your energy and creativity to teach the lesson in a way that really brings the Bible to life!
- It's important for preschoolers to understand that each week's lesson comes from the Bible, so when the curriculum says "read," you literally read those specific verses from your Bible and then "recap" what was read. The rest of the lesson is paraphrased for you to explain the Scripture to the children. Please do not directly read from the curriculum. Use sticky notes or bookmarks in your Bible, so you can quickly find the verse you want to read.
- If you ever have questions or need assistance, please contact your ministry leader who will be happy to help.

Creative Ideas for the Bible Lesson:

1. Draw an outline of David and Jonathan on your whiteboard (or on manila paper). As you teach the lesson, color in features on David and Jonathan, such as clothing (Jonathan gave David clothes), a smile when they are happy, a sad face when they are sad, a tear when they cry. You can also add Saul in the distance (he could have an angry/jealous face). Or create a poster board "paper doll" of David and Jonathan and add clothes and main features as you teach.
2. Use a flannel board (or manila paper cutouts) to teach the lesson. If you can mostly darken your room (do not turn out the lights completely), use a black light at the base of your flannelgraph. Your lesson will really light up!
3. Use action figures to represent David, Jonathan, and King Saul. Use a brown sheet to cover a table and use a box for King Saul's house.

GO!

Pre-Service Review Game

Worship Leaders will lead children in a review game. Game details are in the Resources Booklet.

Large Group Opening Time

Offering: We are going to worship God right now by giving our money. When we give our money to God, our church will use it to tell others about Jesus. *Or insert a specific way your church will use the offering.*

Think Right verse: Romans 3:23

Have children listen carefully as you read the verse out of the Bible before you have the children say it. We want them to know it comes directly from the Word of God! Optional: pause a few times as you read it and have children tell you the next word.

What is sin? Sin is anything we think (*point to head/temple*), say (*point to mouth*), or do (*pound fist down into palm*) that is against God.

Have you sinned? (Yes) What color of the Wordless Book reminds us of sin? (Dark) What does the red page remind us of? (Jesus' blood) Jesus came, lived a perfect life on this earth, and then died for our sin. But wait, did He stay dead? (No, He rose again and now lives in heaven!) Let's stand up and say Romans 3:23 with actions.

"For all (hands from center going outward) have sinned (two thumbs down and look sad) and fall short (squat) of the glory of God (stand up while pointer fingers twirl pointing up)." Romans 3:23

Transition: We all fall short of the glory of God because we sin, but there is Good News! Jesus came to forgive our sins!

Song 1: "Good News"

Puppet Skit: Tracker finds a good friend

WL: Let's call up my very good friend Tracker! (*call Tracker*) Tracker! Come and say hi to everyone!

T: (*pops up*) Aw, shucks, _____! Did I hear you right?

WL: Did you hear what right, Tracker?

T: Did you just call me your *very good friend*?

WL: Well, yes I did, Tracker. You are my very good friend!

T: Wow! That's super cool! I'm your *very good friend*! Cheese whiz! That means...that means...um, what exactly does that mean, _____? (*scratches his head*)

WL: It means that I care about you, Tracker! If you get sick, I'll bring you soup and pray for you. If you are sad, I'll be sad with you. If you are happy, I'm happy for you! If I do something to hurt your feelings, I'll ask you to forgive me. If you need something, I'll...

T: (*interrupts*) You'll buy it for me? Cuz I really *need a new bike*! Mine is really, really old...I gots it two years ago!

WL: Tracker! I am not going to buy you a new bike. But if you do need something, and I have it, I would share it with you.

T: Oh, gotcha! I guess I gets it now.

WL: Good! And you know what, Tracker?

T: What, _____?

WL: I know you would do that for me, too! Do you know why?

T: Cuz I'm your *very good friend*?

WL: Yep, that's part of it.

T: Only part of it?

WL: Yeah. The other part is that you love God, and I love God!

T: That is *super cool*, _____! We love God together.

WL: When we love God together, we will do so much more than playing together.

T: Yep, we can pray together, go to church together, say our Bible verses together, and make sure we do what is right! And if you get sick, I'll bring you soup. An' not just any ol' soup! My favorite soup - grass soup! It's made with nice green grass an' dandelions an' yummy worms an'... Oh boy! I'm makin' myself hungry just talkin' about it! I'm gonna go see if my mom will help me make a batch. I think my dad just cut the lawn last night! Should I bring some back for you, _____?

WL: Um, that's awfully sweet of you, Tracker, but I think I'll pass on the soup today.

T: Well, ok. You don't know what you're missin' though!

WL: Thanks anyway, Tracker.

T: Okay. I guess I'll see ya later, my very good friend! Bye, kids!

WL: Bye, Tracker! (*to children*) It's important that we learn how to be a good friend. We are going to hear about two very good friends in our Bible lesson today.

Transition: These two friends both loved God. How big is God? Our God is super big! He is even the King of the whole jungle. Do you know a song about the King of the jungle?

Song 2: "King of the Jungle"

Pray

Bible Lesson Introduction

Pray: *When you pray, you are modeling to preschoolers how to pray. Begin your prayers by saying “Dear Heavenly Father” and end your prayers by saying “In Jesus’ name, Amen.” Remind children that when we are talking to God, He hears us.*

Find It: There are two sections of the Bible. They are called Testaments. Can you say that with me? (Test-a-ments) *Have children form a Bible with their two hands.* There is the Old Testament; this is the first part of the Bible (*highlight your left hand*). It was written first, so it is the oldest. The New Testament is the back half, near the end of the Bible (*highlight your right hand*). It was written after the Old Testament. Today we are going to learn from the Old Testament in the book of 1 Samuel.

Timeline: Can you find a picture of King Saul on our timeline?

Introduction to the Bible Lesson:

Last week we heard about the Israelites. They were God’s special people. They loved God, and sometimes they did what honored God, but sometimes they did not. King Saul was the first king of the Israelites. He should have helped the Israelites love, honor, and obey God, but instead he was selfish and dishonored God. This was sin. King Saul is not the only person who has been sinful and selfish. Do you know a verse that tells us that we have all sinned? (Romans 3:23, “For all have sinned and fall short of the glory of God.”) If King Saul had obeyed God, then Jonathan, his son, would have been the next king. But we already learned who would be the next king. His name was David.

Scripture Outline: 1 Samuel 18:1-9, 19:1-9, 20:1-42

David and Jonathan become friends

Paraphrase of 1 Samuel 18:1-4:

King Saul had a son named Jonathan. Jonathan and David both loved God. Because they both loved God, they were able to love each other very much. They were like two close brothers. Jonathan even gave David some of his special things like his clothes and his sword. Jonathan and David were very good friends. Do you have a good friend who loves God? Are you a good friend to others?

What can good friends do together? (Play together, listen to Bible lessons together, go to the park together, pray together, help other people together, etc.)

King Saul becomes jealous

Paraphrase of 1 Samuel 18:5-9:

While Saul was still the king, David loved and listened to God. Because of this, he became the best soldier in Israel. The people in Israel loved David, and this made King Saul jealous. Do you know what the word jealous means? It’s like this: Your mom says she will buy you and your brother each a new toy. You go to the store and pick out your toy and your mom buys it. But when you get in the car, you see that the toy your brother got is better than yours. You think that maybe your mom loves your brother more than she loves you. You are jealous of your brother. In the Bible, we learn that King Saul was jealous of David because David was a very good soldier, and the people loved David more than Saul.

Saul tries to kill David

Read 1 Samuel 19:1-3

Recap: That was awful! Being jealous really made Saul mad and made him want to do bad things. But Jonathan was not jealous of David because he trusted that God’s plan for David to be the king was a good plan. He was a good friend.

Paraphrase of 1 Samuel 19:4-9:

Saul even told his son, Jonathan, and his servants to hurt David! But remember, Jonathan loved David very much. Jonathan wanted to keep David safe. So, Jonathan asked his dad, Saul, not to hurt David.

Saul promised Jonathan that David would not be hurt. Jonathan believed his father, and he told David that he would be safe. But guess what? Saul lied and he kept trying to hurt David.

Jonathan makes a promise

Paraphrase of 1 Samuel 20:1-3:

David didn't do anything wrong. He could not understand why Saul wanted to hurt him. David told Jonathan that Saul wanted to hurt him, but Jonathan would not believe that his own father was still trying to hurt his best friend. Jonathan promised David he would help him stay safe.

Read 1 Samuel 20:4

Recap: Wow, you can tell David and Jonathan were good friends! Because Jonathan loved David, he promised to be a good friend to him.

Did you know that the friends in our church can be just like Jonathan and David? Why? Because you and your friends love and serve the same God. This means you can pray with your friends, you can go to church together, you can tell your other friends about Jesus together, and you can play together.

Skip 1 Samuel 20:5-23

Jonathan risks his life

Paraphrase of 1 Samuel 20:24-40:

King Saul became angry again and wanted to hurt David and his own son Jonathan, too! Jonathan knew he needed to protect his friend David, so he told him he needed to leave and go to someplace safe.

David loved Jonathan, and they were good friends. Do you realize that God loves you even more than Jonathan and David loved each other? God loves you very much!

Skip 1 Samuel 20:41

A sad goodbye

Now it was time for Jonathan and David to say goodbye to each other. David had to leave to be safe from Saul. This made David and Jonathan so sad that they cried. Let's read what they said.

Read 1 Samuel 20:42

Conclusion

Jonathan loved and protected David. These two friends loved each other very, very much. They were true friends because they both loved God!

Do Right and Feel Right

At church we can find friends who love God just like David and Jonathan did. This year, let's try to become super good friends in our class. We can do this by praying together, learning God's Word together, memorizing verses together, and having fun together. I don't know about you, but it makes me feel really excited that I can have really good friends! We can be like David and Jonathan.

Review Questions: What did we discover today?

1. Who was Jonathan? (Jonathan was King Saul's son and David's friend)
2. Did King Saul want to hurt David because he was jealous of him? (Yes)
3. Was Jonathan a good friend to David? (Yes)
4. Did David and Jonathan both love God? (Yes)

5. How can you be a good friend? (Pray together, come to church together, share with each other, etc.)
6. Can you feel excited when you have friends who love God?

Discover Time

Transition to Discover Time: We can be true friends like David and Jonathan. Let's walk in pairs to our Discover Time today!

Do Right: I will find friends who love God.

Goal: To help children understand how to be a good friend.

Location A: Sand Station

Supplies:

- Sand buckets (one per pair of children) - or another alternative can be used (i.e. tins or pots)
- Shovels (one per child) - or use plastic spoons or another alternative to collect sand

Instructions for the DT Leader:

1. Explain that they are going to take turns putting one shovel full of sand in the bucket at a time. Watch and encourage the **friends** to take turns filling their bucket (if they aren't, gently remind them to).
2. Cheer them on as they work as **friends** to fill their bucket.
3. When they are finished, ask if they were good **friends** to one another, just like David and Jonathan.
4. Have the friends dump the sand in the center of the sand area to create a mountain and start over again (repeat to fill the total time).
5. Constantly remind them to be **good friends** who share and think of others first.
6. At the end of Discover Time, have the **friends** hold hands. Have the teacher pray that these children will remain good friends for the rest of their lives.

Location B: Food Station

Supplies:

- Medium bowl of popcorn (in front of each pair of children)
- Small plates (one for each child)
- Large spoon (one for each pair of children)
- Hand sanitizer or soap and water

Instructions for the DT Leader:

1. Make sure all children sanitize or wash their hands thoroughly.
2. Each partner will take turns putting popcorn on their **friend's** plate with the spoon.
3. Once the plate is filled, they should give their friend a "high-five."
4. You (the DT Leader) should pray with all the **friends** and thank God for the snack.
5. As they enjoy their treat together, talk with them about what it means to be good **friends** who love God, like David and Jonathan.

Classroom Review Time

Lead Teachers ~ Connecting the DT to the Lesson: Were you good **friends** when you did your Discover Time? Did you think of your **friend** first and yourself second when you shared the _____? Sometimes it is easy to be good **friends** and other times it is really hard. One of my favorite parts of our DT was when we prayed as **friends**. When we love God, it is fun to pray together with our **friends**.

Reviewing the Know Right:

Supplies:

- Activity sheet with an outline of two people along with the Know Right and “_____ and _____ love God” (see appendix)
- Crayons

Instructions:

1. At tables, children will color in a picture of themselves with a friend. Encourage them to think of things they like to do together and draw that.
2. Ask questions like:
 - What is your friend's name?
 - What do you like to do with your friends? *Have children draw that activity.*
 - Will you share with your friends like David and Jonathan did?
 - What can you share? *Have children draw that object.*
 - Will you put your friend first when it is time to share a new toy?
 - Can you pray with your friends?
 - What can you pray about?
 - What book can you talk about with your friends? *Have children draw a Bible.*
3. This review is more than a coloring sheet, it is a conversation starter for the leaders and children. This is a great time to really get to know the children in your class. If a child is quick to color, encourage them to keep adding additional colorful items to their picture - you may have to assist with some artwork as needed. Children should stay at their table until the next activity.

Think Right Activity while waiting for parents:

Supplies:

- A boy action figure and a girl action figure (small dolls)

Instructions:

1. Have children sit in a circle.
2. Explain that you will hide two friends, a girl and a boy, somewhere in the classroom.
3. Hide the action figures as they all close their eyes.
4. Depending on the size of your room, you can either have children stand up and look for the dolls or stay seated and point to the hidden dolls.
5. Once they find the friends, have the class say a favorite verse out loud from a previous quarter. (Romans 3:23, Joshua 1:9, John 14:2, John 3:16)
6. Repeat as time permits.

Lesson 3

1 Samuel 24, 26, 31; 2 Samuel 1:1-16, 5:1-4

Know Right:	King Saul tries to kill David.
Think Right:	“For all have sinned and fall short of the glory of God.” Romans 3:23 (Top 12)
Do Right:	I will patiently trust God when I have problems.
Feel Right:	I can feel calm (peaceful) when I patiently trust God with my problems.

GET READY!

Is there something you’re waiting for? Seasons of waiting can be challenging and frustrating. This week, we are teaching our children that they can patiently trust God, and that He always has the perfect plan. As you study this lesson’s Scripture passages, pray for God to fill you with peace as you patiently trust Him.

Pray: As you prepare to serve, ask God to lead you and bless you with creativity and wisdom. Also, pray that the children will learn to trust God in the good and difficult seasons of life.

Read: 1 Samuel 24, 26, 31; 2 Samuel 1:1-16, 5:1-4

Know Right: King Saul tries to kill David

David remained on the run, with Saul and his men in hot pursuit. Twice God allowed David to find Saul in vulnerable positions to see if David would take matters into his own hands. Each time David remained loyal to Saul and patiently trusted God to take care of his enemy. In God’s perfect timing, Saul died in battle with the Philistines. Saul’s death prepared the way for David to take the throne as the new king of Israel. From David, we learn that when we have problems, we should patiently trust God.

GET SET!

Lead Teacher’s Notes:

- Please refer to the Children’s Ministry Resource Bible: page 681 (Lesson: David Is Rewarded for Not Getting Even); page 683 (Psalm 57); page 774 (Lessons from Bible Young People).
- In a world of “instant” and “fast”, our children need to understand the truth that God works in His time frame according to His perfect plan when they face problems. This connects directly with Proverbs 3:5-6 as we challenge children to trust in the Lord with all their hearts and lean not on their own understanding.
- When you have a problem, are you turning to God and listening for His voice?
- With preschoolers, you need to keep their attention. This means you must be prepared and know your lesson well. Do not read it to them. Instead, use your energy and creativity to teach the lesson in a way that really brings the Bible to life!
- It’s important for preschoolers to understand that each week’s lesson comes from the Bible, so when the curriculum says “read,” you literally read those specific verses from your Bible and then “recap” what was read. The rest of the lesson is paraphrased for you to explain the Scripture to the children. Please do not directly read from the curriculum. Use sticky notes or bookmarks in your Bible so you can quickly find the verse you want to read.

- If you ever have questions or need assistance, please contact your ministry leader who will be happy to help.

Creative Ideas for the Bible Lesson:

1. As children enter, have a chair with a robe (sheet) wrapped around it, a jug, and a spear on the floor. As you teach the lesson, have a child “step into the scene” as you give the highlights of the account. Feel free to add more scenes for the children to “step into”.
2. Create a miniature scene with army men. Highlight David, Jonathan, and Saul by painting them different colors.
3. Surprise bags with the following props: David and Jonathan (action figures), crown, spear, piece of King Saul’s robe, water jug.
4. Create a small cave (tent) in the corner of your room with chairs and a gray/brown sheet. Have all children sit inside the cave as you teach the lesson. Be sure to bring props with you such as a spear, robe, crown that you can cut, etc. When you refer to the 3,000 men searching for David, have children lay flat and pretend to hide.

GO!

Pre-Service Review Game

Worship Leaders will lead children in a review game. Game details are in the Resources Booklet.

Large Group Opening Time

Offering: We are going to worship God right now by giving our money. When we give our money to God, our church will use it to tell others about Jesus. *Or insert a specific way your church will use the offering.*

Think Right verse: Romans 3:23

Supplies: Wordless Book

Open your Bible, and tell children that, as you read the verse from the Bible, you will stop to ask questions.

“For all have sinned...” What is sin? Sin is anything we think (*point to head/temple*), say (*point to mouth*), or do (*pound fist down into palm*) that is against God. *Hold up the dark page.*

“...and fall short of the glory of God.” What does this mean? It means that there is nothing we can do ourselves to make things right with God. Even if we’re super nice to our brother or sister, or we come to church all the time, or we always obey our mom or dad, we still can’t get rid of our sin ourselves. If we can’t do it, who can? (Jesus!) He died so our sins can be forgiven. *Hold up the red page.* If we believe in Jesus, He can rescue us from our sin, so that our sins are forgiven, and we are right with God. *Show white page.*

Let’s say our verse together with actions.

“For all (hands from center going outward) have sinned (two thumbs down and look sad) and fall short (squat) of the glory of God (stand up while pointer fingers twirl pointing up).” Romans 3:23

Transition: When we say “no” to sin, we honor God. This reminds me of a fun song that teaches us to run away from what’s not right (sin).

Song 1: “Jump Into the Light”

Puppet Skit: Tracker learns to patiently trust his dad

(Tracker comes up looking worried)

WL: Well hello, Tracker! You look a little worried today. What's going on?

T: Well, I got a **big** problem, an' I know my dad's gonna help me, but I don't know when an' it's got me all fradouzled!

WL: Fradouzled? I'm not sure what that even means or what you are talking about, Tracker! Why don't you start from the beginning?

T: *(still looking worried and distracted)* Huh? Oh, yeah, sure. 'Member last week when I tolded you I needed a new bike?

WL: Well, yes, I do remember that.

T: Well, I really did need a new one. I'm a growing camel an' my old one was just too small for me. So, my mom and dad bought me a new one! It's got big pedals for my cloppers, a cool horn, an' it's bright red! It's awesome!

WL: Well then, I don't understand what has you fradouzled, Tracker!

T: Well, on Friday I was ridin' my cool new bike an' I drove it into the garage an'...I drove it all the way into the back wall of the garage. I'm still learnin' how to brake and stop.

WL: Oh, no! Are you ok?

T: Yeah, I'm fine, but my bike isn't! The wheel got bent an' now I can't ride it! I was so sad! My dad said that he'd fix it, but he hasn't yet. He said he had to order a new wheel an' stuff before he can

fix it. An' it's takin' forever to come in. I will probably never, ever get to ride my new bike again! *(be overly dramatic)*

WL: Tracker, it isn't that bad. It sounds like your dad is really taking care of you! He ordered a new wheel for you and will fix your bike as soon as he can. You just need to patiently trust your dad.

If he said he would do it, I'm sure he will!

T: Trusting is hard, an' I don't like to wait. I wanna ride my bike now!

WL: I know you do. But maybe God is trying to teach you how to patiently trust Him. We're going to learn about how David from the Bible had to wait years for something!

T: Years? Cheese whiz! I guess I can wait a couple more days. I know my dad always does his best to take care of me. I think I'm gonna go an' thank my dad for helpin' me with my bike! It's still gonna be hard to wait, but I'll try real hard!

WL: I know it's hard, but you can do it. Ask God to help you! Oh, and Tracker?

T: Yeah?

WL: When you get your bike back, you might want to work on your braking.

T: No kiddin', _____! I'm gonna be lots more carefuler from now on.

WL: Glad to hear it.

T: Ok, I guess I'll see ya later, _____! Bye, everyone!

WL: Bye, Tracker! *(to children)* Tracker needs to learn to be patient, doesn't he? We all need to be patient and trust God, just like David.

Transition: We can patiently trust God because He loves us very much! Do you know that Jesus loves you?

Song 2: "Jesus Loves Me"

Pray

28

Bible Lesson Introduction

Pray: Remember, when you pray, you are role modeling for your children how to pray.

Find It: Are 1 Samuel and 2 Samuel in the Old Testament or New Testament? (OT) Tell children you will read all the books of the OT up to 1 Samuel. When they hear the book of 1 Samuel, have children clap their hands. This will help them stay focused while learning how to pronounce the books of the Bible.

Timeline: The purpose of the timeline is to challenge children to see the Bible as a big picture, rather than individual events that do not connect. Optional idea: Highlight the picture of King Saul on the timeline as you teach the lesson or place a bright colored arrow pointing to him so children can quickly find him.

Introduction to the Bible Lesson:

Last week, we learned that Jonathan and David loved each other and were very good friends because they both loved God. We also learned that God chose David to be the next king of Israel because David loved and obeyed God with all his heart, mind, soul, and strength. (Mark 12:30) King Saul, Jonathan's father, became so jealous of David that he wanted to hurt him! Do you remember what it means to be jealous? (When you are unhappy or even angry when someone has something that you don't have) Why was King Saul so jealous? (He thought that David would get all the love and respect from the people)

King Saul wanting to hurt David was a huge problem for David. How would he become the new king if King Saul hurt him? What should he do? He needed to trust that God would help him. Remember, David was a boy when God chose him to be king. It wasn't time for David to become king yet, so he had to wait patiently and trust God until he was ready to become king. As he waited, God taught him what he needed to know, so he could be the best king ever! Let's see how David learned from God.

Scripture Outline: 1 Samuel 24, 26, 31; 2 Samuel 1:1-16, 5:1-4

David has a big problem

Paraphrase of 1 Samuel 24:

David knew that King Saul wanted to hurt him because Saul was a very mean king. King Saul took 3,000 of his best men - that's a lot of men - and began to look for David. Yikes! How would you feel if someone wanted to hurt you and they sent 3,000 people to find you? That is a huge problem! David had to keep running away from King Saul and his men to stay safe. David trusted God with his problem, and God continued to protect David.

One day, David and his men were hiding in a cave. King Saul came into the cave, but he couldn't see David or his men. God was protecting David from King Saul. King Saul couldn't see David and his men, but David's men could see King Saul and they wanted David to hurt King Saul. David sneaked up really close to King Saul, but King Saul still couldn't see him. David got so close that he was able to cut off the corner of King Saul's robe!

Why would David do this? David wanted King Saul to know he could have hurt him. But, instead of hurting him, he just cut off part of his robe.

King Saul left the cave - he didn't know what had happened. But David felt really bad about what he had done to King Saul. He knew that God had picked Saul to be the first king to lead Israel, and he knew that he did not honor King Saul. Instead, he was mean to him.

David didn't hurt King Saul, but David didn't wait patiently like he was supposed to. Instead, he cut King Saul's robe when he should have just sat still and hid in the cave.

Could something like this ever happen to you? Let's pretend you are really, really hungry. Your mom said not to start eating the supper she made, because your family is going to eat together when your

brother gets home. You know you should wait patiently, but instead of waiting, you take your fork and scoop out some of your supper and eat it! This is kind of like what David did. He didn't wait patiently and trust God with his problems. When you do something your mom told you not to do, that is sin. When you sin, you need to confess your sin to God and say you are sorry. Then you would need to tell your mom that you ate some of your supper. Just like you would need to tell your mom what you did, David needed to go to King Saul and tell him what he did.

Do you want to know what King Saul did?

Read 1 Samuel 24:17-18 dramatically

Recap: King Saul cried because he knew that David could have killed him. He said that David was a better man than he was.

David patiently trusts God

Paraphrase of 1 Samuel 26:

King Saul still continued to be very jealous of David. King Saul was scared because he was not trusting God's plan. We don't have to be fearful when we trust in Jesus. He gives us power over sin and fear! *Insert Gospel message with the Wordless Book highlighting the dark, clean, and red pages.*

King Saul didn't stay sorry for long about trying to kill David. He took his 3,000 men and started to look for David again. But God protected David because it was God's plan that David would be king, and nothing can stop God's plan. One night, King Saul and his army slept outside on the ground.

Read 1 Samuel 26:12

Recap: King Saul had his spear and a water jug beside him. David sneaked into the camp and took the water jug and the spear, and no one even woke up! David could have hurt King Saul, but he knew he shouldn't. David needed to patiently trust God. Also, did you hear how God protected David? God made all the men super sleepy, so they didn't wake up.

King Saul was still trying to kill David, even after he had promised David he wouldn't. Why would God let this happen? Why wasn't God taking care of David's problem and stopping King Saul? David still needed to wait and patiently trust that God would take care of him.

The death of Jonathan and Saul

Paraphrase of 1 Samuel 31:

After this, King Saul and his army had to fight the Philistines. The Philistines were mean people who did not like the Israelites and wanted to hurt them. Sadly, the Philistines killed Jonathan, David's best friend. King Saul died in the fight, too.

David is very sad that his friend Jonathan died

Paraphrase of 2 Samuel 1:1-16:

This made David very upset. David loved Jonathan like a brother, and even though Saul had tried to kill him, David was always good to Saul. This was because David never stopped trusting in God to take care of him.

David becomes king

Paraphrase of 2 Samuel 5:1-3:

Because King Saul died, it was finally time for David to become king.

Read 2 Samuel 5:4

Conclusion

King Saul wanted to hurt David, and that was a really huge problem. David could have hurt King Saul twice, but he chose not to. Instead, he patiently trusted God. God kept David safe from King Saul, and he used the problem to help David get ready to be the new king.

Do Right and Feel Right

When we have a problem in our lives, what do we do? Do we try to fix it ourselves or do we pray and tell God our problem? We can be patient, and we can trust God.

Review Questions: What did we discover today?

1. Did David trust God? (Yes)
2. Was King Saul nice to David? (No)
3. Could David have hurt King Saul if he wanted to? (Yes)
4. Who can we pray to when we have problems? (God)
5. Does God always answer our prayers fast? (No, He wants us to wait patiently)
6. After waiting a long time, did David become king? (Yes)

Discover Time

Transition to Discover Time: Let's pretend we are David and quietly sneak to our Discover Time.

Do Right: I will patiently trust God when I have problems.

Goal: To teach children to wait patiently and to reinforce that David became king after he waited patiently.

Location A: Art Station

Supplies:

- Crowns (cut from paper; if using 11x17 paper you will need extra strips of paper to connect the crown around their heads)
- Foam or paper jewel shapes (children will glue to their crown)
- Glue sticks (or liquid school glue on paper plates with Q-tips)
- Staplers
- Camera

Instructions for the DT Leader:

1. Say: Who became a king in our lesson today? (David) Did David have to wait **patiently** to become king? (Yes) We are going to make crowns like King David. When we make our crowns, we will glue the special jewels to our crown. You will need to be **patient** as you use the glue and as our glue dries.
2. Instruct children to glue the jewel and press it to the crown for five seconds. Encourage them to count.
3. When the jewels are on the crown, staple each crown to fit each child's head and have them wear their crown for the rest of the morning.
4. If their crowns don't fit right, encourage them to wait **patiently** while you fix it.
5. Once they are done, take a class picture of them with their crowns. At the end of class, you can show them the picture on your camera or phone. They will need to wait **patiently** until then!

Location B: Play-Doh® Station

Supplies:

- Bright plastic jewels
- Camera
- Optional: give each child a cup to help shape their crown
- Optional: if you have multiple services, have a tub of water available to clean the jewels

Instructions for the DT Leader:

1. Say: Who became a king in our lesson today? (David) We are going to make Play-Doh crowns like King David, so we can remember how David waited **patiently** and trusted God with all his problems.

2. Give each child enough Play-Doh to make a nice size crown.
3. Leaders should be helping children.
4. Preschoolers shouldn't rush. Help them take their time and be **patient** as they create their crown.
5. Have them add jewels to their crowns.
6. Once they are done, take a class picture of them with their crowns. At the end of class, you can show them the picture on your camera or phone. They will need to wait **patiently** until then!

Discover Time Tip: To save time, have leaders help flatten the Play-Doh into pancakes so children can spend more time shaping the crown and adding the jewels.

Classroom Review Time

Lead Teachers ~ Connecting the DT to the Lesson: Did you run into any problems when you made your crown? Did it fall off your head or did someone else take the jewel you wanted? If you did have a problem, did you hit the other person or get mad, or did you do what God would want you to do and wait **patiently** until someone helped you, just like King David?

Reviewing the Know Right:

Supplies:

- Plastic jewel stickers (one per child)
- Jar
- Wordless Book

Instructions:

1. Ask the following review questions to see how well the children remember what they learned. When they answer a question correctly, drop one plastic jewel sticker into the jar.
 - a. Did David trust God? (Yes)
 - b. Was King Saul nice to David? (No)
 - c. Could David have hurt King Saul if he wanted to? (Yes)
 - d. Who can we pray to when we have problems? (God)
 - e. Does God always answer our prayers fast? (No, He wants us to wait patiently)
 - f. After waiting a long time, did David become king? (Yes)
 - g. Does God like it when we sin? (No)
 - h. Can you say Romans 3:23?
 - i. Who took the punishment and died for our sins and then rose again? (Jesus)
 - j. How do you trust God? (By praying and telling God what your problem is. Asking your mom or dad to pray for you after you tell them your problem.)
2. At the end, count how many jewels the class has earned and celebrate what they've learned. Give each child a jewel to stick on their nametag. This should help create conversations on the way home.
3. Repeat questions if time permits.

Think Right Activity while waiting for parents:

Supplies:

- Song "The Wages and the Gift"
- Large jewels
- Treasure chest

Instructions:

1. Play the song as children pass a large jewel.
2. When the music stops, the child holding the jewel can place it in the treasure chest for the King.
3. The rest of the children should say the verse with the hand motions.
4. Repeat as time permits.

Lesson 4

2 Samuel 4:4, 9:1-13

Know Right:	David keeps his promise to Jonathan.
Think Right:	“For all have sinned and fall short of the glory of God.” Romans 3:23 (Top 12)
Do Right:	I will keep my promises.
Feel Right:	I can feel good when I keep my promises.

GET READY!

Keeping a promise is not always an easy thing for children or adults. Discover the importance of keeping promises this week as you study the Scripture and the lesson. As you prepare, ask God to help you see ways you can put this lesson into practice.

Pray: Pray that God will work in the hearts and minds of your children, not only while they are in your class, but every day of the week. Ask God to protect them both spiritually and physically.

Read: 2 Samuel 4:4, 9:1-13

Know Right: David keeps his promise to Jonathan

King Saul did not die alone in battle with the Philistines. David’s loyal friend, Jonathan, was also killed. David had promised Jonathan that he would always be kind to Jonathan’s family. After Saul and Jonathan were killed, David became the king. David kept his promise to Jonathan’s son, Mephibosheth, who couldn’t walk because of a disability. In order to make sure he would always be taken care of, David gave him everything that had belonged to Saul. David also showed great honor to Mephibosheth by inviting him to eat at his table. David showed us the importance of keeping our promises.

GET SET!

Lead Teacher’s Notes:

- Remind children of the basic sitting rules and how to answer questions. Set boundaries and clear expectations for learning. This will impact all their years of learning.
- Pronunciation of Mephibosheth: Meh-FIB-oh-sheth
- Please refer to the Children’s Ministry Resource Bible for additional personal insight: page 383 (Lesson: David and Mephibosheth); page 1456 (What Does God’s Love Look Like?).

Creative Ideas for the Bible Lesson:

1. Roll out a large sheet of paper and divide the paper into comic book-style boxes. As you teach the lesson, draw out pictures representing the main ideas. If you are not a great artist, don’t worry; neither are preschoolers! If you have a talented youth leader or parent, ask them to draw as you

teach. The guest artist should prepare before class so they can keep up with the flow of the lesson. The artist can use markers if they want details in their picture, or paint if they want a big picture with stick people.

2. Challenge your class to stand up or do some other action every time they hear the word “promise.” Create a fun, royal atmosphere in your room, like King David’s palace. Have children sit on a royal blanket as you teach the lesson.

GO!

Pre-Service Review Game

Worship Leaders will lead children in a review game. Game details are in the Resources Booklet.

Large Group Opening Time

Offering: We are going to worship God right now by giving our money. When we give our money to God, our church will use it to tell others about Jesus. *Or insert a specific way your church will use the offering.*

Think Right verse: Romans 3:23

I’m going to begin saying a Bible verse and when I stop, I want you to pop up and shout out the next word. Are you ready? *Read Romans 3:23 from your Bible and stop every two to three words.* Now let’s all stand and say Romans 3:23 with our actions.

“For all (hands from center going outward) have sinned (two thumbs down and look sad) and fall short (squat) of the glory of God (stand up while pointer fingers twirl pointing up).” Romans 3:23

Transition: When I think of how sin separates us from God, it makes me sad. But then I think about the Good News of how Jesus came to rescue us from our sin. That makes me feel so happy!

Song 1: “Good News”

Puppet Skit: Cami’s big promise

WL: Hey, preschoolers! I know you all know Tracker, but not all of you know Tracker’s sister, Cami. Cami is going to visit us today. Can you help me call her? *(call Cami with children)*

C: *(jumps up)* Hey, everyone! It’s me, Cami!

WL: Well hello, Cami! Wow! You seem pretty happy today!

C: That’s cuz I am happy! I’m more than happy...I’m super-de-duper happy!

WL: Wow, that’s pretty happy, Cami. What are you so happy about?

C: I’m so happy cuz I got the coolest scooter in the world! It’s pink an’ purple an’ has flowers all over it! And I gets to ride it all day today. I really like ridin’ my scooter!

WL: It sounds like you have a very nice scooter. I hope you have lots of fun riding it today.

C: Oh, I will... *(hesitates)* but I kinda feel a little bad, but...

WL: Whoa! Wait a minute, Cami. What do you mean you kinda feel a little bad?

C: Oh, _____, it's nothin'. Forget I even said that.

WL: *(scolding voice)* Cami...

C: *(looks sweetly at WL)* Yes, _____?

WL: What do you feel bad about?

C: It's really nothin'. I just promised my friend Olivia that she could use my scooter this afternoon. But then yesterday, I hadta go to my grandma's house an' we were there all day! I never got to ride my scooter at all! An' anyways Olivia probably won't even remember...

WL: Cami! When we make promises, we should keep them. God wants us to keep our promises!

C: Aw, _____! I just knew you was gonna say that!

WL: You wouldn't like it if Olivia broke a promise she made to you, would you?

C: No, but...but... augh! I gotta let Olivia use my scooter today, don't I?

WL: Well, it's the right thing to do. God wants us to be promise keepers because He's a promise keeper. When we keep our promises, we show other people what God is like. It's hard sometimes, but doing things God's way is always the best way!

C: I guess so, _____. I will keep my promise an' let Olivia ride my scooter today. An' it won't be so bad. I can always ride it tomorrow.

WL: That's right, Cami! I'm glad you are going to keep your promise!

C: Yeah, me too. Thanks for helpin' me out today.

WL: You're welcome. We'll see you soon, ok?

C: Ok! Bye, _____! Bye, everyone!!

WL: Bye, Cami! *(to children)* Do you know who always keeps His promises to us? (God!) The Bible is full of God's promises, and we can trust Him to keep them all! Isn't that awesome?

Transition: Isn't it great that no matter what happens, God will always keep His promises? This makes me so excited, I want to "Go" and tell everyone!

Song 2: "Go!"

Pray

Bible Lesson Introduction

Pray: When you pray out loud, remind children that we are talking to God who hears us when we pray. Explain to children that we bow our heads out of respect, fold our hands, and close our eyes so we can remain focused on each word that is said.

Find It: There are two sections of the Bible. They are called Testaments. Can you say that with me? (Test-a-ments) There is the Old Testament, which is the first part of the Bible. And there is the New Testament, which is the back half (near the end of the Bible.) Today we are going to hear a Bible lesson from the Old Testament.

Timeline: Can you find King Saul in the Old Testament? *Have children point to King Saul.*

Introduction to the Bible Lesson:

Do you remember what we talked about last week? If what I say is correct/true, I want you to stand up. If it is wrong/false, I want you to sit down.

1. King Saul was a very mean and jealous king. (True, stand up)
2. King Saul tried to hurt David. (True, stand up)
3. David hurt King Saul. (False, sit down)
4. David waited patiently and trusted God with his problems. (True, stand up)
5. God protected David by keeping him safe. (True, stand up)
6. King Saul and his son Jonathan died. (True, stand up)
7. David was happy that King Saul and Jonathan died. (False, sit down)
8. David became the new king of Israel. (True, stand up)

David did become the new king of Israel. David loved and obeyed God from his heart. God was with David and helped him be a good king. God helped King David and his army defeat their enemies. God also helped David keep his promises to Jonathan and Saul. Do you remember a few weeks ago when we learned what good friendships look like? David and Jonathan were true friends, and they kept their promises. David had promised Jonathan that he would always be kind to his family. Do you think that David kept his promises to Saul and Jonathan? Let's find out!

Scripture Outline: 2 Samuel 4:4, 9:1-13

David is a true friend

Read 2 Samuel 9:1 dramatically

Recap: Remember, Jonathan loved David like David was his brother. David loved Jonathan, too. Even after David became a very important king, he didn't forget his friend, Jonathan. Do you have a good friend? If you don't, pray and ask God to give you a good friend. Remember to patiently trust Him!

Ziba, the servant, talks to David

Read 2 Samuel 9:2-3 dramatically (*practice reading dramatically in advance*)

Recap: The servant knew that Jonathan had a son.

Mephibosheth

Paraphrase of 2 Samuel 9:4 and 2 Samuel 4:4:

Years ago, when Jonathan and King Saul died, Jonathan's son, named Mephibosheth, was only five years old. At the time, Mephibosheth had a nurse who took care of him. When she heard the news about Jonathan and Saul dying, she picked up Mephibosheth to run away. She wanted to protect him. She was afraid somebody wanted to hurt him. When she ran away with him, Mephibosheth fell and he hurt both feet and couldn't walk anymore.

Now, years later, King David could keep his promise to Jonathan that he would take care of his family. There was someone from Jonathan's family to treat kindly. What do you think King David did? What would you have done? Would you have been kind and taken care of Jonathan's son, Mephibosheth?

Mephibosheth meets King David

Paraphrase of 2 Samuel 9:5-8:

Mephibosheth was brought to meet King David. He was afraid of David because he thought David might hurt him. He didn't know that David was a good king who loved and obeyed God from his heart. Because David trusted God, he could keep his promises and take good care of Mephibosheth. Let's find out what happened next.

King David keeps his promise

Read 2 Samuel 9:9

Recap: David showed extreme kindness to Mephibosheth.

Paraphrase of 2 Samuel 9:10-13:

David was the new king. Because he was the king, he could have kept everything that belonged to King Saul, but he didn't. Instead of keeping everything for himself, he kept his promise to Jonathan. He was kind to Mephibosheth. King David gave him everything that had belonged to Saul. He even made sure that Mephibosheth would always eat with him.

Other people didn't think Mephibosheth was important because he couldn't walk and because his grandpa wasn't the powerful king anymore. People thought David was important because he was the king, and he had lots of power. What did David do with his power? He honored Mephibosheth!

Read 2 Samuel 9:11b

Recap: David treated Mephibosheth like he was a part of his own family. He invited him to eat at his royal table, and Mephibosheth was able to eat like a king!

Conclusion

Even though Saul had continually tried to hurt David, David had promised that he wouldn't hurt the king's family. Mephibosheth had not done anything to deserve King David's love and kindness. David treated him like family because of his love for Jonathan and his obedience to God. David was able to keep his promises because he trusted in God.

Do Right and Feel Right

Just like Mephibosheth, we haven't done anything to deserve being in God's family (*Romans 3:23; dark page*). But God loves us so much, He sent Jesus to die for our sins (*Hebrews 9:22b; red page*), so we could be His honored children forever! (*clean and gold pages*) If you have trusted in Jesus to save you from your sin, then you are in God's family - this is a promise. Because you are part of God's family, you should keep your promises. You can totally believe God will keep His promises.

Review Questions: What did we discover today?

1. Who was Mephibosheth? (Jonathan's son)
2. What happened to Mephibosheth when he was young? (He fell and hurt both of his feet so that he couldn't walk)
3. Did King David want to take care of Mephibosheth? (Yes)
4. Did King David keep his promise to Jonathan? (Yes, King David treated Mephibosheth like his own family)
5. Did Mephibosheth do anything to deserve King David's kindness? (No)
6. Who helps us keep our promises? (God)
7. What is the most important thing God has promised us? Think about the red and white pages of the Wordless Book. (When we trust in Jesus, our sins are forgiven, and we are in His family)
8. How can you feel when you trust in God's promises? (We can feel happy)

Discover Time

Transition to Discover Time: *As children walk to Discover Time, say, "I will keep my _____" and have children shout, "promises!" every time you repeat the phrase.*

Do Right: I will keep my promises.

Goal: To reinforce the concept of promises.

Location A: Box Station

Supplies:

- Twenty boxes (ten per team)
- Two sets of box signs - each set should have six pictures of children being kind and four pictures of children not being kind; each set should be printed on a different color; tape to boxes; scatter on the floor (see appendix)
- A simple prize or treat (one per child; will be distributed in the classroom)

Instructions for the DT Leader:

1. Divide children into two groups.
2. Tell children that you have a very special prize for them that you promise they will receive back in the classroom, if their team finds and stacks six pictures of people showing kindness to others. Also, they must treat each other with kindness as they work.
3. Remind children that King David kept his promise to his good friend Jonathan and took care of his family by being kind to and honoring Mephibosheth.
4. Encourage children as they search and stack that you will keep your promise and give them their special prize if they find the six pictures and stack them nicely.
5. After both teams have found the six boxes showing kindness, have children sit down so you can ask questions about the pictures on the boxes.
6. Go back to class and keep your promise.

Location B: Mission Station – *The Mission Lesson can be downloaded from the DLG website.*

Classroom Review Time

Lead Teachers ~ Connecting the Box Station DT to the Lesson:

Supplies: teddy bear, plate, blanket

You did a great job stacking the boxes today. What kinds of pictures were on the boxes you stacked? *Allow many children to answer the question.* Do those types of pictures remind you of David? Did those pictures remind you of yourself? Do you honor others like David honored Mephibosheth?

Ask the following questions:

- Do you like your prize? Our DT Leader promised you a prize (or treat) and they did exactly what they promised.
- Do you keep your promises?
- If you promised your mom you would pick up all your toys, what should you do? *Hold up a teddy bear.*
- If you tell your dad you will help set the table for supper, what should you do? *Hold up a plate.*
- If you promise your mom you will go right to sleep and not get out of your bed, what should you do? *Hold up a blanket.*
- If you promise God that you will love Him forever, what should you do?
- Did Cami keep her promise to let Olivia ride her scooter?

Promises are very important!

Note: If your DT was in the Mission Station, please develop a connection to the Bible lesson.

Reviewing the Know Right:

Supplies:

- Wordless Book

Instructions:

Review the Wordless Book using the following text:

Say: David kept his promise to Jonathan by helping Jonathan's son, Mephibosheth. We should be promise keepers, too, because God is a promise keeper. What kind of promises does God give us?

Let's use the Wordless Book to help us think about some of God's promises.

Gold reminds me that God promises that someday He's going to get rid of all the bad and sad things, so everything is good again. He even promises that He's making a special home in heaven where all of those who trust in Jesus will live someday. (*John 14:2*)

Dark reminds me that God promises that sin will have a consequence. It keeps us apart from Him. (*Romans 3:23*)

Red reminds me of the promise that we can be forgiven because of what Jesus did for us - He died on the cross, and He came back to life! (*Hebrews 9:22b*)

White reminds me that God promises if we trust Jesus as our Savior, He will wipe away our sin and make us clean and new. He promises that we can have victory over sin! (*Act 16:31*)

Green reminds me that God promises to keep helping us grow to be more like Jesus. (*2 Peter 3:18a*)

There are many more wonderful promises from God that we can read about in the Bible! Let's go through this again, but every time I say the word "promise" I want you to put a finger up. At the end, let's count how many times I said the word "promise."

Our God is awesome! He always keeps His promises!

Think Right Activity while waiting for parents:

Supplies:

- Wordless Book Matching Game - one set per table (see appendix)

Instructions:

1. When children match the correct color and symbol, review what the color reminds them of.
2. When they match the dark cards, have all children at the table say Romans 3:23 together.

Lesson 5

2 Samuel 24 (Parallel account: 1 Chronicles 21)

Know Right:	King David confesses his sin of counting his troops.
Think Right:	“For all have sinned and fall short of the glory of God.” Romans 3:23 (Top 12)
Do Right:	I will tell Jesus when I sin.
Feel Right:	I can feel loved when I tell Jesus that I have sinned.

GET READY!

If we're honest with ourselves, at times we all make selfish choices, we dishonor others with our words and actions, and we elevate people, things, or experiences above God. Though we are created in God's image, we have a sinful nature, and our sin hurts us and others. David was a great king, a man after God's own heart, but he was far from perfect. This week's lesson gives us a glimpse into a time when David sinned against God. Read the Scripture passage and lesson plan to discover what David did in response to his sin.

Pray: As you prepare to serve, stop and apply the lesson first. Pray that God will bring your sins to your mind so you can easily admit, confess, and repent. Secondly, pray that the children in your class will always be super sensitive to sin. Pray that they will be quick to admit, confess, and repent their sins.

Read: 2 Samuel 24 (Parallel account: 1 Chronicles 21)

Know Right: King David confesses his sin of counting his troops

David is the only person in the Bible that God calls “a man after my own heart.” Even with this incredible distinction, we learn that David, like all people, was sinful. One occasion of David's sin took place when he ordered a census of Israel. When he realized his sin, David admitted it, confessed it to God, and repented of it. David's response to his sin shows us that we, too, should tell Jesus when we sin.

GET SET!

Lead Teacher's Notes:

- Please remember to use the five count to gain the preschooler's attention in class. Start with one and work your way up to five. Children should typically be quiet by three.
- Definition of confession: admitting my sin and telling God about it.
- Definition of repentance: turning away from sin and deciding to do what is right.
- Regarding 2 Samuel 24:1, some commentators believe that the sinful behavior occurred when David's son, Absalom, tried to take over as king. The men of Israel rebelled against King David and followed Absalom. After Absalom was killed, a man named Sheba and the men of Israel rebelled against King David again. Israel was wrong to rebel against King David. God had made David the king. The men of Israel should have loyally followed him. David also sinned when he chose to count all of the men who could be in his army. This is called a census. God does not explain why taking the census was a sin. It may have been because David was starting to depend on his army instead of God. He may have become arrogant. Last quarter we learned about Gideon. Gideon was

supposed to fight the huge Midianite army. Instead of giving Gideon a large army, God took Gideon's army of 32,000 men and shrank it down to 300 men, so they would know it was God who really won the victory. Whatever the sin was, God allowed Satan to bring about punishment for Israel's sin.

Creative Ideas for the Bible Lesson:

Under a large cloth, lay out the following items: a crown, a helmet, a plastic sword, a notebook, a calendar, a huge pile of army men, a big pencil, a sad face on a paper plate, and the dark page of the Wordless Book. As you teach the lesson, reveal the appropriate prop

GO!

Pre-Service Review Game

Worship Leaders will lead children in a review game. Game details are in the Resources Booklet.

Large Group Opening Time

Offering: We are going to worship God right now by giving our money. When we give our money to God, our church will use it to tell others about Jesus. *Or insert a specific way your church will use the offering.*

Think Right verse: Romans 3:23

Let's play the "Pop Up" game. I will say the verse for a little bit, and when I stop, I want you to "Pop Up" and finish the verse. Romans 3:23, "For all have sinned and fall short of the" *Children should pop up and finish the verse.* Let's do it again!

Romans 3:23, "For all have sinned and fall..." *Children should pop up and finish the verse.*

Repeat several more times; your portion of the verse should shorten each time. Now let's all say the verse together with our actions.

"For all (hands from center going outward) have sinned (two thumbs down and look sad) and fall short (squat) of the glory of God (stand up while pointer fingers twirl pointing up)." Romans 3:23

Transition: Do you know God loves you so much, He sent Jesus to earth to save you from your sin? Jesus loves you very much! How do you know Jesus loves you? *Hold up a Bible.* The Bible tells you so.

Song 1: "Jesus Loves Me"

Puppet Skit: Cami confesses

WL: Cami is visiting us again today. Can you help me call her? *(call Cami with children)* Cami! *(Cami doesn't come up, call again)* Cami! *(Cami still doesn't come up)* What is going on? I thought Cami was coming to visit. Let me just take a look... *(look into the puppet stage)* Oh, there you are, Cami! What are you doing? Come on up and see everyone!

C: *(from behind the stage)* I don't wanna see anyone...I don't wanna see anyone at all, ever again!

WL: Oh, my goodness, Cami! What is going on?

C: I don't wanna talk about it!

WL: Come on, Cami! Maybe we can help you. *(to preschoolers)* We want to help Cami, don't we?

C: Well, I don't know...I guess I could come up there for a little minute. *(comes up and then slumps her head down on the stage; stays like that until instructed to put her head up)*

WL: Now, Cami, please tell us what's wrong, so we can try to help you!

C: *(head still down; sound distraught)* Aw, _____, I did somethin' real, real bad...

WL: Now, come on, Cami. It can't be all that bad.

C: *(head still down; sound distraught)* Oh, it is! An' I feel terrible about it! My tummy even hurts!

WL: Do you want to tell us about it?

C: *(pops her head up and looks at WL)* No way! I don't wanna tell anyone about it...not never, ever!

WL: Well, have you talked to God about it yet, Cami?

C: Didn'tcha just hear me? I don't want anyone to know what I did!

WL: God already knows about it, Cami. When we sin, and we all do, the only way to truly feel better is to tell God about it.

C: Whatcha talkin' about, _____?

WL: I know you feel bad, but remember that all of us sin. Romans 3:23 tells us that "all have sinned and fall short of the glory of God." *(to children)* Sin is anything we think, say, or do that is against God. *(back to Cami)* We will all sin sometime or another, but what we do about it is super important.

C: Huh?

WL: God wants us to tell Him when we sin - that's called confessing. He wants us to admit we sinned and ask for help, so we do not do it again - that's called repentance. When we confess - tell God about what we did wrong, and repent - ask God to help us not to sin like that anymore, God will forgive us and help us! That's why talking to God is the very best thing you can do when you sin.

C: Hmmm. Maybe I'll go talk to God right now. You're sure I'll feel better?

WL: I really think you will. And more importantly, God will forgive you! Do you know how I know?

C: How, _____?

WL: Because the Bible tells me so! That's how! And if it's in the Bible, then it is true!

C: Ok! Thanks a lot, _____! I'll see you all later!

WL: Ok. Bye, Cami! *(to preschoolers)* Whenever we sin, we should tell God about it (admit), we should tell Him we are sorry and we want to do what is right (confess), and ask Him to help us to not sin like that anymore (repent). He always gives us another chance!

Transition: Just like Cami, we should confess our sin. We can be encouraged that God loves us, and He even sent His one and only Son to die for our sin, so we can be forgiven. This is Good News!

Song 2: "Good News"

Pray

Bible Lesson Introduction

Pray: Remember, when you pray, you are role modeling to preschoolers how to pray. You may want to ask if a child would like to come up and begin your class with prayer. Coach the child through a simple prayer. Opportunities to pray out loud is key to helping a child feel confident.

Find It: Ask if 2 Samuel is in the OT or NT. Tell children you will start to read the books of the OT. When they hear the book of 2 Samuel, they should clap. This will help them stay focused and listen carefully.

Timeline: Highlight King David on the timeline. The purpose of the timeline is to challenge children to see the Bible as a big picture rather than individual lessons that do not connect.

Introduction to the Bible Lesson:

We learned that God chose David to be the king because David loved and obeyed God. Even though King David loved and followed God, he wasn't perfect. He still sinned, just like our verse says in Romans 3:23.

We all sin, don't we? Challenge children to think about ways that children struggle with sin. Write/draw examples on your whiteboard, such as lying to your dad, disobeying your mom, hitting your sister, taking your brother's toy without asking, etc. You could also bring in props such as an empty cookie bag (taking cookies when your mom said "no") or a broken toy (breaking your sister's toy because you were jealous).

If someone loves God, what should they do when they sin? King David loved God. I wonder what King David did when he sinned. Let's open our Bible to discover what God wants to teach us today.

Scripture Outline: 2 Samuel 24 (Parallel account: 1 Chronicles 21)

The Israelites' sin

Paraphrase of 2 Samuel 24:1:

God was not happy with the people of Israel because they sinned against God. King David also sinned. What is sin? Sin is anything we think (*point to head*), say (*point to mouth*), or do (*pound fist down into palm*) that is against God.

God had blessed King David with a very large army. This made King David very powerful. This made King David very happy and proud of himself. This means he thought HE was pretty great. He thought HE had a big army because of what HE had done and not because of what God had done. King David forgot that God had blessed him. Now he was trusting in himself.

The census

Paraphrase of 2 Samuel 24:2-4:

Joab, the commander of Israel's army, warned David that he needed to remember that everything he had was from God. God gave David a big army, and He didn't want David to count the people. God wanted David to believe that his power came from God. But David was thinking that his power came from his big army. Joab knew David was making a bad choice, but David wouldn't listen!

Counting the men

Paraphrase of 2 Samuel 24:5-8:

Joab and his helpers left Jerusalem and traveled around Israel for over nine months to count the fighting men. Nine months is a long time. *Show a calendar and count nine months. Have children count a bunch of army men from your props or see how high they can count.* How many men do you think they found?

Read 2 Samuel 24:9

Recap: Wow! That is a lot of army men.

David admits his sin

When David heard how many men Joab had counted, he felt terrible! He knew he had made a very bad choice. Listen to what he said:

Read 2 Samuel 24:10 dramatically

Recap: David realized and admitted he had committed a great sin, and he felt terrible! What did he do? He admitted he had sinned, he confessed his sin to God (this means he talked to God and told Him he had sinned and that he was sorry), and then He chose to do what was right.

Do you tell God when you sin? After you talk to God, you should then go back and do what is right.

When we sin, there is a punishment for our sin. If we hit our brother, our parents may often give us a time out or take away a toy from us. Our parents still love us, but they want us to learn what we did was wrong. The same thing happened for King David. God loved him very much, but he needed to receive a punishment for his sin.

Pick the punishment

God told King David to pick the punishment.

Read 2 Samuel 24:11-14

Recap: God gave David three choices: three years of famine (not enough food to eat), three months of war (fighting), or three days of plague (a bad sickness that kills people). David was very sad. He trusted God, so he picked three days of God's plague.

Consequences of sin

Paraphrase of 2 Samuel 24:15-17:

God was very sad that many people had to die because of King David's sin. That was a very big punishment for King David. King David was a good king, and he loved the Israelites. Many of these people were the people he had just counted as part of his army.

When you sin, it always hurts you and others. This is why we should always ask God to help us say "no" to sin.

David builds an altar

Paraphrase of 2 Samuel 24:18-25:

God knew that David was sorry and sad about his sin. God told David to build an altar. This was a special place where David would confess and tell God he had sinned. David did just as God told him to do. David obeyed. Because David obeyed, God stopped the terrible plague on the Israelites.

Conclusion

King David sinned against God, like we all do. When David knew he had sinned, he admitted it - he told God he was sorry he had sinned. Then he repented - listened to God, obeyed Him, and made right choices.

Do Right and Feel Right

When you sin, God wants you to do exactly what King David did; He wants you to admit you did something wrong, confess and tell Jesus what you did, and then repent and change from making bad choices to making good choices. Next week, we're going to learn more about King David's family. I hope you come back next week to find out more about our awesome God!

Review Questions: What did we discover today?

1. In today's lesson, who sinned? (King David)
2. Did King David sin by counting the people in his army? (Yes)
3. How did King David feel when he sinned? (Sad)
4. Are disobeying your parents, lying, and fighting sins? (Yes)
5. What should you do when you've done something wrong? (Pray and tell God you are sorry)
6. In our Bible lesson, who admitted, confessed, and repented of his sin, and asked God to forgive him? (King David)

Discover Time

Transition to Discover Time: *As you walk to Discover Time, have children march like army men.*

Do Right: I will tell Jesus when I sin.

Goal: To challenge children to admit when they sin and confess it during prayer.

Location A: Food Station

Supplies:

- Box of cereal - *check for allergies*
- Plate or bowl of apple slices (enough for all the children) - *check for allergies*
- Box of small crackers (such as Goldfish) - *check for allergies*
- Napkins

Instructions for the DT Leader:

1. Have children sit down and then hand out napkins.
2. Show children the box of cereal.
3. Say: This box of cereal reminds me of breakfast. Do you ever wake up hungry and sometimes you are cranky and maybe sassy to your mom or dad? Before we eat our breakfast, we should thank God for our food, and we should also confess our sin if we were cranky or sassy. That reminds me of King David; he confessed his sin to God.
4. Place a small amount of cereal on each child's napkin and then say a prayer of thanksgiving and confession.
5. Then show children the apple slices.
6. Say: These apple slices remind me of lunchtime. Do you ever fight with your brother or sister? Before we eat, we should thank God for our lunch, and we should also confess our sin if we have been fighting with our brother or sister. That reminds me of King David, he confessed his sin to God.
7. Pass out apple slices to children and then say a prayer of thanksgiving and confession.
8. Then show children the box of crackers.
9. Say: These crackers remind me of snack time. Do you ever disobey your parents when they ask you to pick up your toys? Before we eat our snack, we should thank God for our snack, and we should also confess our sins if we have disobeyed our parents by not picking up our toys.
10. Place a couple of small crackers on each child's napkin and then say a prayer of thanksgiving and confession.
11. As children are finishing their snacks, review our Think Right verse, Romans 3:23. Remind children that we all sin as you review some common preschool sins (ignoring instructions, fighting, lying, being sassy, etc.).

Location B: Water Station or large open space

Supplies:

- Pictures of locations (car, park, library, zoo, home, grocery store) - hang pictures on the walls around your space or attach to cones or poles (see appendix)

Instructions for the DT Leader:

1. Have children sit down so you can explain the activity.
2. Say: In our Bible lesson, we learned about King David. King David sinned against God, like we all do. When David sinned, he admitted it, which means he told God he was sorry he had sinned. Today in our Discover Time, we are going to listen carefully and then run to the place I describe.

3. Have children stand and listen quietly as you describe a place. You could say, "At this place, we see lots of animals", or "At this place, we have fun on the swings". Then say, "Go!", and have children run to the picture of the place you're describing.
4. After children arrive at the place, talk about a situation where children may sin at that location. For example, "What if you're at the park and you push someone because they want a turn on the swing? Is that a sin? Yes, it is. When that happens, you should pray and thank God for the fun day at the park, and you should also confess your sin. That reminds me of King David, he confessed his sin to God.
5. Say a short prayer of thanksgiving and confession related to the location.
6. Repeat the activity, having children go to each location. At each location, talk about a situation where children may sin, followed by a short prayer of thanksgiving and confession.
7. If time permits, repeat locations.

Classroom Review Time

Lead Teachers ~ Connecting the DT to the Lesson: Is it sometimes tempting to do something wrong? What happened in your Discover Time today? If a person sins, what should they do? Admit you sinned, pray and tell God you sinned, and repent - change from doing what is wrong to doing what is right.

This week, when you go home, ask God to help you to not sin. But if you do sin, can you remember what to do? (Admit, confess, repent)

Have fun repeating these words with the following motions:

1. Admit (point to their mouth)
2. Confess (prayer hands)
3. Repent (run in place - run away from what's not right)

Reviewing the Know Right:

Supplies:

- Feel Right poster

Instructions:

1. Use the Feel Right poster and discuss the questions below.
2. Challenge children to think about how different people felt in the Bible lesson today.
3. Occasionally have children make faces of how people felt.
 - How did King David feel when he obeyed God?
 - How did King David feel when he disobeyed God?
 - How did Joab feel when he told King David to obey?
 - How did King David feel when he received his punishment for not obeying God?
 - How do you feel when you sin against God?
 - How do you feel when you do things God's way?
 - How do you feel after you admit, confess, and repent of your sins?

Think Right Activity while waiting for parents:

Supplies:

- Bucket
- Several beanbags

Instructions:

1. Have children sit in a circle. Place the bucket in the center of the circle.
2. **Say:** I will say the verse and leave out one word. If you pop up and guess what the word is, I will let you toss a beanbag into the bucket.
3. Repeat many times allowing one or several children to answer the question at the same time.

Lesson 6

1 Chronicles 28:1-20, 2 Chronicles 1:1-12, 3:1 - 7:22

Know Right:	Solomon asks for wisdom.
Think Right:	"For all have sinned and fall short of the glory of God." Romans 3:23 (Top 12)
Do Right:	I will ask God for help.
Feel Right:	I can feel safe when I ask God for help.

GET READY!

When we need insight and wisdom to deal with a difficult life situation we are facing, who do we go to first? The internet, our spouse, or maybe our friends? Or do we go to the One who always has the answer? God tells us that He is always willing to give wisdom to those who ask. Seek His wisdom as you get ready to teach and lead your children this week.

Pray: As you prepare to serve, think about each child in your class, then ask God to lead your preparation based on your children's spiritual needs. Pray that your classroom will be filled with eager preschoolers who are ready to learn.

Read: 1 Chronicles 28:1-20, 2 Chronicles 1:1-12, 3:1 - 7:22

Know Right: Solomon asks for wisdom

David's love for God led to his desire to build the temple in Jerusalem. God, however, had another plan. God told David He had chosen his son Solomon to be the next king and the one to build His earthly house. David gave Solomon God's plan, the materials, and the instructions for the temple. He implored his son to be strong and courageous and do the work that God had planned. God was with Solomon and allowed him to ask for whatever he wanted. Instead of asking for wealth, honor, or long life, Solomon selflessly asked for wisdom and knowledge to lead God's people. In turn, God gave Solomon all he asked for and more. This display of God's infinite grace encourages us to be like Solomon and ask God for help.

GET SET!

Lead Teacher's Notes:

- To make this lesson concrete for preschoolers, we will be teaching them to ask for God's help. The direction He then gives us is called wisdom.
- Definition of wisdom: using what we know is right from God's Word to do what is right.

Creative Ideas for the Bible Lesson:

1. Picture of King David when he was old. Download free pictures at freebibleimages.org or <https://www.unfoldingword.org/sweet-publishing/> *This idea is written into the lesson.*
2. Create a big, fun, gold, glittery sign that says "Help!" and hold it up during the lesson at the appropriate time.

3. Use LEGO people and LEGO bricks to teach this lesson. Have children sit in a big circle so they can clearly see you reenact the lesson as you teach. You may want to pre-assemble a few of the major features before class. Keep these hidden until the appropriate time.

GO!

Pre-Service Review Game

Worship Leaders will lead children in a review game. Game details are in the Resources Booklet.

Large Group Opening Time

Offering: We are going to worship God right now by giving our money. When we give our money to God, our church will use it to tell others about Jesus. *Or insert a specific way your church will use the offering.*

Think Right verse: Romans 3:23

Read the verse with great expression from your Bible. This verse teaches us that we have all sinned. What is sin? Sin is anything we think (*point to head/temple*), say (*point to mouth*), or do (*pound fist down into palm*) that is against God. What does it mean to be “against God?” It means you are saying, “No, I want to do things my way, instead of God’s way.” *Hold up the dark page of the Wordless Book.* Who can forgive our sin? (Jesus) *Hold up the red page of the Wordless Book.* Jesus gives us a choice to believe in Him.

If we ask Jesus to forgive our sin, He can wash our sin away and make us clean. *Hold up the clean page.*

Let’s see if we can teach Tracker this verse. *Call Tracker and teach him the verse.*

Have children say it first, then let Tracker try it. Occasionally Tracker should not know the next word and yell out for help (note how this connects with the Do Right point). The children will try to help him. After a few times, Tracker should tell the preschoolers he can say the whole verse backwards! The WL should insist that it would be too hard to do backwards, but then give in and let him try. Tracker should turn around backwards and say the verse. When he is finished, he should laugh and say, “See ya later!”

“For all (hands from center going outward) have sinned (two thumbs down and look sad) and fall short (squat) of the glory of God (stand up while pointer fingers twirl pointing up).” Romans 3:23

Transition: Where do we find Romans 3:23? (In the Bible) *Hold up the Bible.* This book is the very best because it teaches us about our great God who will help us.

Song 1: “B-I-B-L-E Bible”

Puppet Skit: Tracker’s wise friend

(Tracker pops up before WL and children call him, trying to scare WL)

T: Boo!

WL: *(looks startled)* Oh, my goodness, Tracker! You startled me!

T: *(laughs out loud)* I know! You shoulda seen your face! Wasn’t that funny?

WL: Well, I don’t know about it being funny, Tracker...

T: My new friend, Monty, taught me that little trick! He is the smartest guy around!

WL: Monty, huh? What else has your friend Monty taught you?

T: Well, he taught me how to sneak cookies when my mom isn't looking...an' never, ever get caught. An' how to sneak out of my room after goin' to bed to get a snack without gettin' caught. An' how to trip Cami when she comes in my room! You shoulda seen her face! It was hilarious! *(laughs out loud)* Oh, that Monty, he sure is smart!

WL: None of that sounds too smart to me. Don't you know those things are sins?

T: Aw, come on, _____. It's all just for fun; that's what smart ol' Monty says! An' Monty says if no one gets hurt, it's not really bad.

WL: Well, Tracker, someone does get hurt! You!

T: Me? How am I gettin' hurt? I gets more cookies an' snacks after bedtime an' get to see Cami all scaredy-cat!

WL: When you take cookies your mom said you can't have, you are disobeying her. That's a sin. When you sneak out of bed, you are disobeying your parents, too. What is that?

T: *(hangs his head)* It's a sin...

WL: Yes, it is. And when you scare your sister or me on purpose - that isn't loving, is it?

T: *(hangs his head)* I guess not...

WL: Now, if you really want to learn from someone who is truly wise, I can tell you who to go to.

T: You?

WL: No, not me! You go to God! And where do we hear what God has to say to us?

T: In the Bible?

WL: Exactly...in the Bible, God's Word! God will give you wisdom if you ask Him to. So, I think you should read your Bible more and listen to Monty less. What do you think?

T: Hmm. I guess you're right, _____.

WL: Sounds like you're already getting some wisdom, Tracker!

T: Aw shucks, _____! I needs to learn more verses like Romans 3:23. I guess I better get goin'. But I'll be back next week.

WL: Ok, Tracker, see you then! *(to preschoolers)* Tracker needs to learn to go to God for answers. We need to do that, too! God teaches us everything we need to know in His Word, the Bible!

Transition: When we have problems, who should we go to and ask for help? (We should go to God!) How big is our God?

Song 2: "My God is so Big"

Pray

Lesson Introduction for the Classroom

Pray: Before you begin your class, ask a child to open in prayer. Coach preschoolers in a simple prayer such as "Dear Heavenly Father, help us to learn something very special today. We love you. In Jesus' name, Amen." Encourage children to bow their heads, close their eyes, and fold their hands while praying out of respect towards God. After you pray, explain that when we pray, we can ask God to help us to learn. We are "wise" when we ask for help from God.

Find It: Today we are going to open the Bible to the book of 1 Chronicles in the OT. Can you say, "1 Chronicles?" I will start to say the books of the OT and when you hear me say 1 Chronicles, I want you to jump up and clap! Point to each word on your Books of the Bible poster as you say the books of the OT.

Timeline: 1 Chronicles is in the Old Testament. Where is the OT on our timeline?

Introduction to the Bible Lesson:

Last week we learned about a very important king. What was his name? (King David) We learned that King David loved God, but he still sinned. What did King David do after he sinned? He admitted he sinned, confessed it to God (told God he was sorry he had sinned), and then repented (turned away from sin and decided to do what is right). God wants you and me to confess our sins, too. *If possible, insert a preschool-friendly, personal example of sin that you needed to deal with this past week.*

God loved King David very much. God also loves you very much. He wants to help you, so you can be very wise. Being wise means that you use what you know is right from God's Word to do what is right. I'm going to open up my Bible to 1 Chronicles to learn more about King David as he grew older.

Scripture Outline: 1 Chronicles 28:1-20; 2 Chronicles 1:1-12, 3:1 - 7:22

David announces the new king

Paraphrase of 1 Chronicles 28:1-20:

When King David grew old (*show picture of an old King David*), his son Solomon became the new king of Israel. God had chosen Solomon to be Israel's next king and to build the new temple, which is like a church. The temple would be a place where all the people could go to worship the one true God. Listen to what King David told his son Solomon as he became the new king.

Read 1 Chronicles 28:9-10 dramatically (with a royal father's voice)

Recap: King David told his son Solomon that he needed to follow God and do God's work. He needed to remember God every day of his life and ask God for help to make right choices, which is wisdom. Then he gave Solomon the plans and the materials that God had given him for the temple. Listen to what else King David said:

Read 1 Chronicles 28:20 dramatically

Recap: Would Solomon be strong and courageous and work for God like his father told him? What do you think? Let's see.

Solomon asks for wisdom

Paraphrase of 2 Chronicles 1:1-6:

God was with Solomon and made him a great king. Listen to what happened one night:

Read 2 Chronicles 1:7 dramatically

Recap: If God told you to ask for whatever you want, what would you ask for? *Have children list things they would ask for.* What do you think King Solomon asked for? Let's find out!

Skip 2 Chronicles 1:8-9

Read 2 Chronicles 1:10 dramatically

Recap: King Solomon asked God for help. He asked God to give him wisdom, so he could be a good king in Israel. Do you think this was a good thing to ask for? What do you think God said? Let's keep reading.

Read 2 Chronicles 1:11-12 dramatically

Recap: God was so pleased with King Solomon's request, He promised to give him the wisdom he needed to be a good king. God also promised to make him smart and rich, and He told him he would be honored, which means people would look up to him and have a lot of respect for him! God also

promised to give King Solomon a long life, if King Solomon obeyed Him. (1 Kings 3:14) God always wants to give us His best!

The temple is built

Paraphrase of 2 Chronicles 3:1 - 7:22:

With God's help, King Solomon and the people of Israel started to work and build the temple (remember that is a place like a church) on the special land that King David had bought. *Have children pretend to build.* It took seven years to build the huge temple. (1 Kings 6:38) Let's count to seven. That's a long time...longer than any preschooler has been alive! When it was finished, the Israelites had a great celebration. Listen to how the Israelites felt when King Solomon sent them home after the celebration of God's temple:

Read 2 Chronicles 7:10 dramatically

Recap: King Solomon and the Israelites were joyful and glad in heart. That means they felt really happy!

Conclusion

God had a very special plan to build a temple in Jerusalem where all the Israelites could come to worship Him. He wanted King Solomon to be in charge of the work. King Solomon wanted to do God's work, so he asked God for help and wisdom to be a good king. God gave him what he asked for plus many other blessings (good things from God). Then King Solomon built the temple.

Do Right and Feel Right

God has a special plan for us, too. He wants us to do His work in this world. What kind of work do you think God may have for you? Maybe He wants you to be a missionary, a pastor, a doctor, or a teacher? Before we can do God's work though, we must first trust in Jesus to forgive our sins and make Him the leader of our lives. *Opportunity to share the Gospel.* Then we can ask God for help, and He will give us the wisdom to make right choices, so we can do a good job. Wow, this makes me feel both safe and happy knowing that God is always willing to help me!

Review Questions: What did we discover today?

1. Did King David want to build a temple for God? (Yes)
2. Whom did God choose to be the new king and build the temple? (King David's son, Solomon)
3. What did King Solomon ask God for? (Wisdom)
4. What did God promise to give King Solomon? (Wisdom, wealth, honor)
5. How did King Solomon and the Israelites feel when they celebrated finishing the work of God's temple? (They felt joyful)
6. What is the one thing you have to do before you can do God's work? (Trust in Jesus to forgive your sin and make Him the leader of your life)
7. What are some kinds of work that God wants His followers to do in this world? (Various answers: a missionary, a pastor, a doctor, a teacher, etc.)

Discover Time

Transition to Discover Time: *As you walk to Discover Time, have the children whisper (or shout) "I will ask God for help."*

Do Right: I will ask God for help.

Goal: To create a situation where preschoolers receive help. Our goal is to challenge children to recognize they have a need and to ask for help. It is critical you go to the child and assist when asked. Back in class we will highlight that when we have a need, we should ask God for help.

Location A: Play-Doh Station

Supplies:

- “Help” sign (see appendix) OR create a sign with paint or markers OR write it on a whiteboard
- Non-serrated plastic knives (one per child)
- Plates or trays
- Long rows of Play-Doh that can be cut into smaller pieces
 - Option 1: Play-Doh Fun Factory to create rows of Play-Doh
 - Option 2: Two stiff rulers to shape long rows of Play-Doh

Setup instructions: In advance, prepare one 12-inch row of Play-Doh for each child so they can each cut their own bricks. Display the “Help” sign on an easel, hang it on the wall, or attach it to a pole.

Instructions for the DT Leader:

1. Tell children they are going to work together to build a temple, kind of like the one Solomon made.
2. **Say:** Do you think we should ask for help building it? *Point to sign.* Let’s ask our Shepherd for help. *Point to sign.*
3. Have children ask the Shepherd to help.
4. The Shepherd should respond enthusiastically and say: Let’s build a big temple - you make the bricks, the Teacher and DT Leader can collect the bricks, and I’ll stack them to make the temple. (Make sure the location where the bricks are being stacked to make the temple is in a central spot so all children can see.)
5. Give each child a row of Play-Doh and let the work begin. Children will cut the Play-Doh into blocks using a plastic knife and put them on a plate/tray so they can be delivered to the temple.
6. As children cut bricks and the leaders collect and build the temple, reinforce that Solomon asked for help from God, as you point to the sign.
7. At the end of Discover Time, have children stand around the temple and remind them that they can ask God for help just like Solomon, as you point to the sign.

Location B: LEGO Station

Supplies:

- Green LEGO board
- “Help” sign (see appendix) OR create a sign with paint or markers OR write it on a whiteboard (display the “Help” sign on an easel, hang it on the wall, or attach it to a pole)

Instructions for the DT Leader:

1. Tell children we are going to build a temple out of LEGO bricks, kind of like the one Solomon made. We are only going to use blue LEGO bricks.
2. Announce that they will only have a little bit of time, so we need to work together.
3. **Say:** Do you think we should ask for help building it? *Point to sign.* Let’s ask our Shepherd for help. *Point to sign.*
4. Have children ask the Shepherd to help.
5. The Shepherd should respond enthusiastically and say: Kids, can you collect all the blue LEGO bricks? Stack them in rows of three and then bring them to me. I’ll build as fast as I can and then our temple should look great by the end of Discover Time. Are you ready?
6. Have children quickly find the blue LEGO bricks and let the building begin.
7. As children work, talk about how King Solomon asked God for help (*point to sign*) because he knew God’s wisdom was very important.

Discover Time Tip: To make sure this time is educational, all children should be looking for blue bricks and grouping them into sets of three. They should not be free playing at this time. To keep children engaged, the Shepherd could request different colors for the temple throughout the activity.

Classroom Review Time

Lead Teachers ~ Connecting the DT to the Lesson: Did you do your DT all by yourself? You were very wise to ask for help! What happened when you asked for help? Do you realize God wants you to ask Him for help? When you ask and really want His help, He will answer you. When can you ask God for help? When you are lost? When you don't know what to do? When you are afraid?

Reviewing the Know Right:

Supplies:

- Sign with “No” and a thumbs down (see appendix)
- Sign with “Yes” and a thumbs up (see appendix)

Setup instructions: Hang signs on opposite sides of the room.

Instructions:

1. Say: Let's see how much you remember from our lesson. If the answer is “Yes”, go to the thumbs up sign. If the answer is “No”, go to the thumbs down sign.
 - King David loved God. (Thumbs up)
 - King David had a son named Harry. (Thumbs down)
 - King David's son was Solomon. (Thumbs up)
 - King Solomon asked God for money and tons of toys. (Thumbs down)
 - King Solomon asked God for help and wisdom. (Thumbs up)
 - God gave King Solomon tons of toys. (Thumbs down)
 - God gave King Solomon wisdom, wealth, and honor. (Thumbs up)
 - King Solomon and the Israelites built a temple for God. (Thumbs up)
 - King Solomon and the Israelites were sad when they finished building the temple. (Thumbs down)
 - King Solomon and the Israelites were joyful when they finished building the temple. (Thumbs up)
2. Add in extra questions as needed.

Think Right Activity while waiting for parents:

Supplies:

- Building blocks

Instructions:

1. Have preschoolers sit in a circle.
2. Tell children that they are going to build a block temple.
3. Hand out two blocks and have children pass the blocks while the entire group says Romans 3:23.
4. When the group finishes reciting the full verse, have the two children holding the blocks start a temple building in the middle of the circle.
5. Hand out two more building blocks and repeat.
6. Repeat as time permits.

Optional: To add a little variety to the game, have children say the verse in different voices (loud, soft, squeaky, babyish).

Lesson 7

1 Kings 9 and 11

Know Right:	Solomon sins.
Think Right:	“For all have sinned and fall short of the glory of God.” Romans 3:23 (Top 12)
Do Right:	I will say “no” to sin.
Feel Right:	I can feel good when I say “no” to sin.

GET READY!

Solomon was the wisest man and yet he became ensnared in sin. He had everything he could ever want (and more!), and he still dishonored God with his attitudes and actions. How could that happen? Solomon suffered from the same problem we all do - a sin nature. And yet, incredibly, God gives us grace through Jesus! What a gift!

Pray: As you prepare for your lesson each week, ask God to lead you as you prepare. Pray specifically that the children sitting in your class this week will always be sensitive to sin. Also pray for those who want to attend but cannot because their parents have made different plans for their day.

Read: 1 Kings 9 and 11

Know Right: Solomon sins

Solomon had a huge job to do for God. Not only was he to build the new temple, he was also the man God chose to be Israel's new king. God's desire was for Solomon to walk in the ways of his father, David, by loving God and obeying Him from the heart. God promised perpetual leadership in Israel for Solomon and his descendants, if they would be obedient and not turn from God's ways. God also warned Solomon of the consequences if he or his sons rebelled. This included Israel's removal from the Promised Land and the destruction of the temple. Unfortunately, Solomon failed to heed God's clear warning and he turned away to follow other gods. Solomon's failure clearly illustrates that we should say “no” to sin.

GET SET!

Lead Teacher's Notes:

- As you prepare, think through all your senses. What do you see, hear, smell, taste, feel when you read this lesson? How can you bring the Bible to life for your children?
- Leave your notes to the side and focus on the children while you teach your lesson. This lesson plan is not a script to be read to the children, but it's a guide for your preparation process and an outline to be used as you teach.
- Involve your Shepherd and DT Leader in class by involving them in the lesson.

Creative Ideas for the Bible Lesson:

1. Picnic basket filled with props such as: crown, party horn, sign with the word “sin” written on it and an X through it, two horses, picture of a bride and groom, a ring or other wedding item, bag of gold coins with King Solomon’s name written on it, map, sign with “#1” written on it, “golden calf” (spray painted toy animal, calf made of Play-Doh, or a picture of an idol), Bible with rubber bands around it. Pull out items as you teach the lesson. *This idea is written into the lesson.*
2. Download free pictures at freebibleimages.org or <https://www.unfoldingword.org/sweet-publishing/>

GO!

Pre-Service Review Game

Worship Leaders will lead children in a review game. Game details are in the Resources Booklet.

Large Group Opening Time

Offering: We are going to worship God right now by giving our money that God has given us. When we give our money to God at church it will be used to help teach other people how much Jesus loves them! Let’s pray and give thanks for all God has given us and joyfully give our money now.

Think Right verse: Romans 3:23

Let’s all stand up and boldly say Romans 3:23. *Encourage children to say the verse with bold voices and with confidence!*

“For all (hands from center going outward) have sinned (two thumbs down and look sad) and fall short (squat) of the glory of God (stand up while pointer fingers twirl pointing up).” Romans 3:23

This time, at the end, I want you to give your neighbor a big “high five”!

If someone told you, “I’ve never sinned, I’m perfect,” what would you say? *Repeat the verse one more time, but this time, have children look directly at you and use the verse as a response to your question.*

Transition: I have a song that reminds me of this verse, let’s stand and sing it.

Song 1: “The Wages and the Gift”

Puppet Skit: Cami and the princess shoes

Prop: Sparkle princess shoes and tiara

WL: Hey, everyone! Cami is going to visit us today. Can you help me call her? **(call Cami with preschoolers)**

C: (jumps up) Hi, everybody! It’s me, Cami! How are ya doin’ today, _____?

WL: Well hello, Cami! I’m doing fine. How about you?

C: Me? I’m super-de-duper, and....

WL: And what, Cami?

C: I heard you say somethin’ about sin....yikes...sin isn’t good.

WL: Cami, have you ever sinned?

C: I don’t think so...I don’t remember ever sinning. I’m a perfect princess who only does what is right all...the...time.

WL: Hmmmm.... Kids, what do you think? **(kids should respond back saying “No” and then say Romans 3:23)**

C: Well...okay...Tracker made me sin one time. But it wasn't my choice. He told me to take a pair of sparkly princess shoes from Sally the Squirrel's house. They are so beautiful...let me show you. *(reveal the sparkly shoes)* Tracker told me to take them because Sally never wore them.

WL: Cami, that is stealing! Stealing is a sin.

C: *(looks sweetly at WL)* Tracker made me do it...I just love these shoes...

WL: I don't think Tracker did. Cami, you already have a pair of princess shoes at home, why did you need more?

C: I guess...I just...I guess I didn't...*(look sad)*...I'm sorry.

WL: Cami, I think you need to go back to Sally the Squirrel and admit you took them, then confess your sin to God, and repent by returning the shoes and never doing it again.

C: That's hard but I'm gonna do it. And I'm gonna ask God to help me say "no" to sin this week. I've gotta go take these shoes back to Sally. Bye!

Transition: Cami needed to run away from what's not right. That reminds me of a song.

Song 2: "Jump Into the Light"

Pray

Bible Lesson Introduction

Pray: Have a child open your class in prayer. Encourage them to pray like Solomon did by asking for wisdom so we can learn from the Bible.

Find It: Today we are going to learn more about King Solomon in the book of 1 Kings. Is 1 Kings in the Old Testament or New Testament? (OT) Let's say the books of the Old Testament up to the book of 1 Kings. Say one book at a time and have children repeat each book after you, until you get to the book of 1 Kings. This will help children learn how to pronounce the names of the books in the OT.

Timeline: Can you find the OT on the timeline? Have children point to the Old Testament part of the timeline with the maroon background.

Introduction to the Bible Lesson:

Last week we learned about King Solomon. *Show crown.* He became the new king after King David. He was strong, courageous, and very wise. This made him a very good king. Along with the Israelites, who were God's special chosen people, King Solomon did God's work by building the new temple.

Remember, the temple was a place to worship God, like a church. The Israelites had a great party to celebrate when the temple was done. *Show party horn.* The people left the party feeling joyful and glad in heart for the good things the Lord had done for David and Solomon and the rest of His people, Israel.

God gave King Solomon wisdom, so he could be a good king. God also made him smart and rich and honored, which means people looked up to him and had a lot of respect for him. *Have children clap because King Solomon was greatly blessed.* King Solomon had so much because God chose to bless him.

Do you think King Solomon and the Israelites continued to love God and do things His way after all the good things God had done for them? *Have children give a thumbs up if they think they obeyed or a thumbs down if they didn't obey.* Let's open our Bibles and discover what happened.

Scripture Outline: 1 Kings 9 and 11

God wants the best for King Solomon

Paraphrase of 1 Kings 9:1-28:

God told King Solomon after the party to continue to obey Him and love Him and then He would protect Israel and keep them safe. God warned King Solomon that there would be a terrible punishment if he and the Israelites didn't obey Him.

God had done so much for King Solomon and the Israelites. Surely, they would say "no" to sin, right? *Show sign.*

What about you? God has given you parents or people to take care of you, a house or a place to sleep, food, and a great church to go to. Remember, the Bible says that we all sin. That means I sin, you sin, everybody sins.

King Solomon disobeys God

Paraphrase of 1 Kings 11:1-43:

King Solomon made good choices that honored God when he first became the king. But then one day he started to sin, just a little bit, and then it grew bigger and bigger. King Solomon disobeyed God. How?

Let's hear about some of God's commands (rules) for the kings:

(Most of these are from Deuteronomy 17:14-20)

- Don't buy many horses for yourself. King Solomon did. *Show one horse.*
- Don't go back to Egypt to buy horses. There were people in Egypt who wanted to hurt the Israelites. King Solomon did. *Show second horse.*
- Marry only one wife. King Solomon married more than one wife. *Show picture of a bride and groom.*
- Don't marry someone who doesn't love God. King Solomon married many women who didn't love God. *Show ring or other wedding item.*
- Don't save up a lot of silver and gold. King Solomon did. *Show a bag of gold coins with King Solomon's name on it.*
- Don't give Israel's land away. King Solomon did. *Show map.*
- Don't think you're better than other people. King Solomon did. *Show sign with #1.*
- Don't serve and worship other gods. King Solomon did. *Show golden calf.*
- Read God's Word every day and obey it. King Solomon didn't. *Pull out a closed Bible with rubber bands around it.*

Why did God give these commands (rules)? He gave them because He wanted the best for King Solomon and Israel. God knew if the Israelites did these bad things, they would forget to worship Him, and they would start worshiping and serving pretend gods that weren't even real and had no power. *Hold up the "golden calf".* And that's exactly what King Solomon and the Israelites did! They started worshiping and praising pretend gods. They were worshiping a statue that wasn't even alive. Isn't that sad?

But wait, that reminds me of lots of people today. It reminds me of lots of kids.

Do you know who else it reminds me of? Me! In our Bible, we learn that we have all sinned. In Romans 3:23 it says, "For all have _____."

What color of our Wordless Book reminds us of sin? (The dark page) Do you know that even though we sin, God loves us very much? He loves _____ *(insert names of children in your class)*. He also loves you so much that He sent His one and only Son to die for your sin. (Red page) Who is God's Son? (Jesus) If we choose to believe that Jesus died and rose again for our sin, we can ask Him to forgive our sin (clean page) and make us clean. In Acts 16:31 it says, "Believe in the Lord Jesus Christ and you will be saved." Saved from what? (Saved from sin)

Read 1 Kings 11:6

Recap: King Solomon continued to sin. Because he sinned and didn't make good choices as a leader, the Israelites did the same thing. They also sinned instead of saying "no" to sin.

Conclusion

God came to King Solomon and told him exactly what to do. He blessed King Solomon with everything he asked for and more! King Solomon should have said “no” to sin, but he didn’t. King Solomon sinned and turned away from God. (*Romans 3:23*) When he did this, he had to live with the terrible punishment. The punishment was that his family couldn’t be in charge of the kingdom, and the people who lived in the kingdom would be divided into two different groups. That is really sad!

Do Right and Feel Right

God wants us to say “no” to sin and make right choices. This week let’s remember to do things God’s way. We can come to church to worship God with other people who love Him and talk to God when we are at home. We can read our Bible at home and then do what it says. For example, if we are tempted to be mean, we should say “no” to sin and be kind. Why? Because we should love others, just like God loves us. If we are tempted to be selfish, we should say “no” to sin and share. Because we know God has given us so much, we should give to others. If we are tempted to be sassy to our parents, we should say “no” to sin and use kind words. We can feel good when we say “no” to sin.

Review Questions: What did we discover today?

1. What did God allow King Solomon and the Israelites to build? (The new temple)
2. Did King Solomon and the Israelites have a party after the temple was built? (Yes)
3. How did the Israelites feel when they left the celebration? (They were happy)
4. What did God tell King Solomon to say “no” to? (Say “no” to sin)
5. Did King Solomon sin? (Yes, he sinned)
6. Did he sin one time or keep on sinning? (He kept on sinning)
7. Will you say “no” to sin?

Discover Time

Transition to Discover Time: *As you walk to Discover Time, give preschoolers fun instructions such as: put your hand on your head or put your arms out to the side like an airplane. Challenge children to listen and do what you say.*

Do Right: I will say “no” to sin.

Goal: To challenge children to say “no” to sin.

Location A: Mission Station - *The Mission Lesson can be downloaded from the DLG website.*

Location B: Sand Station

Supplies:

- Buckets
- Fun sand toys
- Whistle or bell

Instructions for the DT Leader:

1. Have children line up around the Sand Station as you explain the activity.
2. Say: Today we talked about saying “no” to sin. That means we do things God’s way. While we play in the Sand Station, let’s see how well you can listen and do what I say. When I blow my whistle (or ring the bell), stop what you are doing and do what I say. If you don’t listen and choose not to obey, you will need to sit out of the Sand Station until I blow the whistle again (or ring the bell). This is kind of like King Solomon; he sinned against God and missed out on blessings.
3. Allow children to have fun playing in the sand.

4. Every minute, blow the whistle (or ring the bell) and encourage children to stop, drop their toy, and do whatever you tell them to do. (For example: freeze, jump up and down, clap your hands twice, shout "I will say no to sin!", etc.)
5. Remind children that obeying can be fun, but if they disobey, they will miss out on some of the fun (consequences).

Classroom Review Time

Lead Teachers ~ Connecting the DT to the Lesson: Did you have fun obeying and saying "no" to sin during Discover Time today? Was that easy or hard? Do you think you can have fun and obey at home? Will it be easy or hard to obey when you go home today? What type of sin is it hard for you to say "no" to? (Sharing, obeying your mom and dad, being kind to your brother or sister, etc.)

Note: If your DT was in the Mission Station, please develop a connection to the Bible lesson.

Reviewing the Know Right:

Supplies:

- Dominos
- Painter's tape (use tape to spell out the word "NO" in large letters on each table)

Instructions:

1. Have children sit around tables.
2. The leader at each table should point to the letters "N" and "O" and have children state what each letter is. After they say the letters, remind children what the letters spell.
3. Have children place dominos flat on the letters "NO" and continually remind them what the word says.
4. Ask questions as children work: What should we say "no" to? (Sin) Why should we say "no" to sin? Who in our Bible lesson sinned? (King Solomon) When can you say "no" to sin? *Have children give examples.*

Optional: Make a large "NO" on the floor and have all children work together to cover the letters.

Think Right Activity while waiting for parents:

Option 1

Supplies:

- Painter's tape or Velcro (use to make a large square on the floor)

Instructions:

1. Have children stand on the lines of the square to start.
2. Say: I'm going to say something. If it's doing things God's way, jump into the square and yell "Yes!" If it's not, jump out of the square and yell, "No!"
3. Sample statements: Fighting over a toy, loving others, reading a book to your sister, hitting a friend, sharing a toy, not listening to your mom, reading your Bible, going to church, refusing to pick up your toys, cheating on a game, inviting someone over to your house to share a snack, not going to bed when your mom and dad tell you to, etc.
4. Occasionally tell children we can show God we love Him when we obey Him. Have the children say Romans 3:23 and review the dark, red, and clean pages of the Wordless Book.

Option 2

Supplies:

- Wordless Book Matching Game (one set for each table) (see appendix)

Instructions:

1. Play the Wordless Book Matching Game at tables.
2. As children make a match, highlight what that color reminds us of.

Lesson 8

1 Kings 17

Know Right:	God provides for the needs of Elijah and the widow.
Think Right:	“For all have sinned and fall short of the glory of God.” Romans 3:23 (Top 12)
Do Right:	I will trust that God will give me what I need.
Feel Right:	I can feel calm (peaceful) when I trust God to give me what I need.

GET READY!

God is the great Provider! Take some time this week to reflect on the many ways that God has provided for you and those you love. Praise and thank Him for what He has done, and then prepare for this week by reading the Scripture passage and the lesson.

Pray: As you prepare to serve, ask God to bring all your children to class this week and to move in a very powerful way. Also pray for your co-volunteers in your class. Pray that they will remain physically, spiritually, and emotionally healthy so they can serve wholeheartedly.

Read: 1 Kings 17

Know Right: God provides for the needs of Elijah and the widow

One consequence of King Solomon’s unfaithfulness was the division of Israel into two separate kingdoms, Judah and Israel. As Israel’s leadership and people sank further into rebellion against God by worshiping false gods, prophets were sent to pronounce the punishment. One of these prophets was Elijah, who was sent to tell evil King Ahab about the impending three years of drought. In spite of the drought and resulting famine, God took miraculous care of His obedient servant by using ravens at a brook in the wilderness and a widow in enemy territory. Through Elijah’s experience in difficult circumstances, we can trust that God will give us what we need.

GET SET!

Lead Teacher’s Notes:

- As you teach this lesson, you will need to clarify the difference between needs and wants.
- God will give you what you need, but this will be done in His time and according to His will.
- Using good eye contact and varying your tone of voice while teaching will help to keep the attention of preschoolers while you teach.
- Remember to teach with your Bible open so children know the lesson comes from the Bible.

Creative Ideas for the Bible Lesson:

1. Dress up a few select children as Elijah, the widow, and the boy. Have them listen carefully so they don’t miss a detail. Tell children that when they get home, they can be the teacher and have their parents, siblings, or dolls dress up as they retell the Bible lesson.

2. Use props as you teach the lesson: a jar of oil, a raven puppet, and a little cake of bread that you can share with the class at the end (be sure to check for allergies). Create a brook with blue roll paper and allow it to “dry up” by removing it during your lesson.
Download free pictures at freebibleimages.org or <https://www.unfoldingword.org/sweet-publishing/>

GO!

Pre-Service Review Game

Worship Leaders will lead children in a review game. Game details are in the Resources Booklet.

Large Group Opening Time

Offering: We are going to worship God right now by giving our money. When we give our money to God, our church will use it to tell others about Jesus. *Or insert a specific way your church will use the offering.*

Think Right verse: Romans 3:23

Jesus came to save us from something. Do you know what it is? (Sin) Can anyone give me the address for a verse that talks about sin? Let me give you a hint, Romans... (3:23) How many of you think you know this verse really well? Let's find out. *Start to say the verse, then stop and have children fill in the missing word. Continue doing this until they've said the entire verse.* Now let's all stand up and say the entire verse together with actions.

“For all (hands from center going outward) have sinned (two thumbs down and look sad) and fall short (squat) of the glory of God (stand up while pointer fingers twirl pointing up).” Romans 3:23

Great job! We know that we have sinned, and we also know Jesus can forgive our sin.

Next week we are going to start learning a new verse. Are you ready for a new verse? Come back next week and you will find out what verse we will be learning.

Transition: I'm so glad we learn about the Bible in class each week!

Song 1: “B-I-B-L-E Bible”

Puppet Skit: Worries, worries, worries

WL: Let's see if Tracker is here today! (*call Tracker with the preschoolers*)
(*Tracker comes up, looking worried*)

WL: Hi, Tracker!

T: (*looks worried and sounds distracted*) Oh, hi ya, _____.

WL: Tracker, what's up? You look a little worried about something.

T: I look a *little* worried? I'm lots worried, _____! I got lots to worry about!

WL: What do you mean, Tracker?

T: Well, I got to worry about stuff like...what if I get all the way to Camel Preschool an' then find out I forgot to get dressed? I'd be the only camel there in my pj's! An' everyone would laugh at me! An' what if while I'm walkin' to Camel Preschool, an octopus jumps out from behind the bushes an' scares me? An' what if I forget my snack at home an' go to get it at snack time an' it's not there? (*shudders*) Now that's a scary thought! I gets real hungry by snack time!

WL: Tracker! My goodness! So many worries! Tell me, Tracker, has it helped you to worry?

T: Huh? I don't know what you mean, _____.

WL: Have any of the things ever happened? Have you ever forgotten your snack?

T: Well, no, but...

WL: Has an octopus ever jumped out at you from behind a bush?

T: Well, not so far, but...

WL: Tracker, have you ever worn your pajamas to school?

T: Well one time...

WL: Really?

T: Yeah, but it was our school's pajama day an'...

WL: Tracker! You know what I mean!

T: I guess worrying like that is kinda goofy, huh, _____?

WL: It sure is, Tracker. You don't have to worry about anything, Tracker! Instead of worrying, try talking to God about that stuff. God cares about you and will take care of you.

T: So, instead of worrying, I should talk to God?

WL: Yes! You can trust God and talk to Him. This is called praying.

T: Thanks, _____! It's a lot of work worrying like that! I feel better already.

WL: I'm glad. We'll see you around, ok?

T: Maybe...unless an octopus gets me!

WL: Tracker!

T: Just kiddin', _____! See ya later!

WL: Ok! Bye, Tracker! (*Tracker leaves; to children*) I really hope Tracker knows that God will take care of him. God will take care of us, too! We can trust Him!

Transition: Isn't our God awesome? He is so big and so strong; He is the King of the jungle and the whole world!

Song 2: "King of the Jungle"

Pray

Bible Lesson Introduction

Pray: Each week encourage a preschooler to pray. Remind children that we fold our hands, bow our heads, and close our eyes out of respect to God as we pray. Reinforce weekly that God hears us when we pray, and He wants us to ask for help.

Find It: Is 1 Kings in the Old Testament or New Testament? (OT) Let's say the books of the Old Testament up to the book of 1 Kings. When I say 1 Kings, stand up and clap! Say *one book at a time* and have children repeat each book after you, until you get to the book of 1 Kings.

Timeline: The purpose of the timeline is to help children to see the Bible as a big picture rather than individual lessons that don't connect. Point to Elijah, so children can see that we are in the OT.

Introduction to the Bible Lesson:

Do you remember King David? King David loved God. Even when he made mistakes, he would admit he sinned, confess his sin to God (tell God he was sorry he had sinned), and then repent (listen to God, obey Him, and make right choices). God blessed King David with a son named Solomon.

Do you remember Solomon? He was the king who asked God for help and wisdom to be a good king. God blessed him a lot of money and power. God told Solomon the best way to live. But King Solomon didn't do things God's way, and he did not repent. He kept doing things his own way.

After this happened, the country of Israel, the place where Solomon was king, became a very sad place to live. People didn't love God, even though He provided for their needs. Instead, they trusted a fake god. It was a very bad time for the Israelites (God's special chosen people). Solomon was no longer the king. There was a new king, who didn't love God and did things that were very bad for the people. God sent a man named Elijah to give the new king an important message.

I'm going to open my Bible to the book of 1 Kings to discover what happened when God sent His prophet named Elijah to talk to the new king, whose name was Ahab.

Scripture Outline: 1 Kings 17

God sends a prophet named Elijah

Paraphrase of 1 Kings 17:1:

The prophet Elijah was a special messenger from God. A prophet was a person that listened to God and then told people what God said. That would be a fun job, if you told people good and happy things, but sometimes they had to tell people hard and sad things. The prophet Elijah told King Ahab that he needed to believe in the one true God.

Elijah also said that if he didn't believe in the one true God, it would not rain in Israel for the next few years. Wow, things would get really dry if there was no rain for two or three years. God is so powerful. He can stop and start the rain falling from the sky. This meant that Israel's ground would dry up, the rivers wouldn't have water, the lakes wouldn't have water, and food wouldn't grow.

How important is water to you? What do you do with water? What would happen if you didn't have water? Elijah knew there wasn't going to be any food or water because King Ahab didn't want to believe in the one true God. How would God take care of them? Elijah loved God, and he trusted that God would take care of him. Let's keep reading from the Bible.

God provides for Elijah's needs

Read 1 Kings 17:2-6 dramatically

Recap: Wow! God gave Elijah clear directions about where to go to find water and how God would give him food. God used a miracle to give Elijah what he needed. A miracle is something only God can do.

God sent ravens, or blackbirds, to bring Elijah bread and meat.

Do you think this miracle helped Elijah know that God could give him what he needed? Yes! What about us? What kinds of things do you need right now? Needs are different than wants. Needs are things like food, water, and a safe place to live. Do you have any needs right now? *Allow children to share.* Do you trust God to give you what you need in His timing?

The widow obeys

Read 1 Kings 17:7-9

Recap: Oh, no! The water in the brook, which is like a river, dried up! But God gave Elijah what he needed, and God continued to take care of Elijah. He sent Elijah to a place called Sidon to meet a woman who would give him food.

God provides for their needs

Paraphrase of 1 Kings 17:10-16:

Elijah listened to God and went to Sidon. The woman was there, but she only had a tiny bit of flour and oil. She believed she and her son were going to starve to death. Elijah told her that if she made some bread and gave it to him, she would have all the flour and oil she needed until God sent rain to grow more food.

The woman did what Elijah asked her to do. She made some bread and gave it to Elijah, and God sent a miracle! The woman had all the flour and oil that she, her son, and Elijah needed! The flour and oil did not run out! Do you think this miracle made Elijah, the woman, and her son trust even more that God would always give them what they needed?

Right now, think about what you need again. Will you pray and trust God for your needs? And will you stop and give thanks to Him for giving you what you need? God wasn't finished with Elijah, the woman, and her son. He was going to show more of His power!

The widow's son

Read 1 Kings 17:17 dramatically

Recap: Oh, no! After God had given the woman and her son what they needed, now her son died!

Skip 1 Kings 17:18

God provides for the widow

Read 1 Kings 17:19-24 dramatically

Recap: Wow! God brought the woman's son back to life, so she could see God's true power! Now she knew that God is the real God who could give her everything she needed.

If God could make this boy come back to life, do you think He can give you what you need? (Yes, He is all powerful!) Do you trust Him to give you what you need? Always remember to pray and ask God for help.

Conclusion

God knew exactly what Elijah, the woman, and her son needed. They trusted Him, and He gave them exactly what they needed. God also knew what the Israelites needed. They needed to know that God was the one true God, and He has all the power. Next week we'll find out how God showed the Israelites how all-powerful He is!

Do Right and Feel Right

The God we read about in the Bible is the real God. He is all-powerful, and He can give us what we need. God knows what is best for us, and He will give us exactly what we need. The most important thing we need is to be a part of God's family. How do we become part of God's family? (We need to tell God we are sorry for our sins and ask Him to forgive us) God loves us so much that He sent His Son, Jesus, to take our punishment and die in our place. Have you trusted in Jesus to forgive your sin and make you clean, so you can be a part of God's family? If you haven't been saved from your sin, you can be today. *Opportunity to share the Gospel through the Wordless Book.*

Once we are part of God's family, God will give us what we need. Like Elijah, the woman, and her son, we need to trust in God to give us what we need. How can you trust God and thank Him for giving you what you need this week? When I trust God to give me what I need, I can feel calm (peaceful).

Review Questions: What did we discover today?

1. Who went to talk to King Ahab - Elijah or Peter? (Elijah)
2. What animal was sent to Elijah for meat? (Birds)
3. When Elijah met the woman, did he ask for a little bread or a little milk? (Bread)
4. Did the woman have a son? (Yes)
5. Did the oil and flour ever run out for the woman and her son? (No)
6. What are some things you need that you can ask God for?

Discover Time

Transition to Discover Time: *Pretend to search for water as you walk to your Discover Time today.*

Do Right: I will trust that God will give me what I need.

Goal: To reinforce how God will provide for our needs and remind children to thank God for providing those needs.

Location A: Water Station

Supplies:

- Small items that float (or pictures of items in partially inflated resealable plastic bags) that represent needs such as: plastic food, empty water bottle, plastic dollhouse bed, cross, plastic people to represent friends and family, picture of a church, etc.
- Nets (one per team, to collect items)
- Buckets (one per team)
- Painter's tape (make lines for each team to sit on)

Instructions for the DT Leader:

1. Divide the children into teams of four.
2. Children will relay to the water area to scoop out a "need" that God has met.
3. Each child will bring the item back to their team bucket.
4. When the item is dropped in the bucket, the team should shout, "Thank You, God!"
5. Repeat until all items are scooped out of the water.

Location B: Art Station

Supplies:

- Cardstock activity sheet with "Thank You, God, for giving me what I need!" along with things they are thankful for such as food, cross, Bible, church, family/friends, etc. (see appendix)
- Watercolor paints
- Paintbrushes
- Water cups
- Crayons or pencils (to write names on activity sheets)
- Optional: have children use crayons to color their activity sheet instead of watercolor paints

Instructions for the DT Leader:

1. Children will paint (or color) their activity sheet.
2. As children paint (or color), remind them that we should thank God for everything He has given us.

Classroom Review Time

Lead Teachers ~ Connecting the DT to the Lesson: In Discover Time, it was great to see you _____ (painting that special poster or shouting out thanks to God for providing for your needs). At times we forget to thank God for the many needs that He provides. God gave Elijah what he needed, and He will provide for you!

Reviewing the Know Right:

Supplies:

- Piece of bread in a plastic zipper bag
- Music
- Bread and butter - *check for allergies*
- Small plates and napkins

Instructions:

1. Have children sit in a large circle.
2. Pass the piece of bread around the circle as the music plays.
3. When the music stops, whoever is holding the bread will answer a lesson review question.
4. Repeat several times.
5. When the game is over, have children enjoy a piece of bread with butter.

Think Right Activity while waiting for parents:**Option 1****Supplies:**

- Tracker Jr.

Instructions:

1. Use Tracker Jr. take-home paper to review the lesson with children at the tables.
2. Show preschoolers how to do the activities and read some of the information to them.

Option 2: "I spy Elijah!" Game**Supplies:**

- Small Elijah (use an action figure, a clothes pin, or a paper doll to represent Elijah)
- Stickers

Instructions:

1. Have children close their eyes while you hide "Elijah" in the room.
2. Whoever finds him first should confidently recite "Romans 3:23" and get a sticker.
3. Repeat as time permits.

Lesson 9

1 Kings 18

Know Right:	Elijah challenges the prophets of Baal.
Think Right:	“For God so loved the world that He gave His one and only Son, that whoever believes in Him shall not perish but have eternal life.” John 3:16 (Top 12)
Do Right:	I will only believe in the one true God.
Feel Right:	I can feel excited knowing there is one true God.

GET READY!

Who or what are we worshipping? Where do we direct our affection, our attention, and our resources? The world offers an array of false gods to divert our attention from the one true God. While these "gods" tempt us with a deceptive form of temporary happiness, they are powerless. We were not made in their image and worshipping them will only leave us feeling empty. But thanks be to the one true God for allowing us to know Him and serve Him! Let's honor Him by reading the passage from His Word, praying for our children, and studying the lesson below, so we can serve Him with the excellence He deserves.

Pray: Before you begin to study the lesson, pray specifically for the preschoolers in your class. If possible, pray for each one by name. Take time to pray for the preschoolers who did not attend your class last week. Pray for perfect attendance this week!

Read: 1 Kings 18

Know Right: Elijah challenges the prophets of Baal

When Israel remained in rebellion and continued to worship foreign gods, Elijah's job continued. God told Elijah to go present himself to Ahab, and He would send rain to end the three years of drought. To ensure that Ahab and all the Israelites understood that it was the one true God who was in control, Elijah challenged the prophets of Baal to a duel of the altars. God gave Elijah the victory by sending fire from heaven to consume His altar and by sending the rain to end the drought. When we have seen God's power, it helps us believe only in the one true God.

GET SET!

Lead Teacher's Notes:

- The more you know the lesson, the better the children will interact with the lesson. The more you apply the lesson to your life in advance, the more passionate you will become as you teach the lesson.
- "Read dramatically" means to read with passion, using different tones and expressions in your voice.
- For Teacher's in-depth study, please refer to the Children's Ministry Resource Bible: page 97 (Mountains of the Bible); page 248 (Pagan Gods Chart); page 434 (The Life of Elijah); page 431 (Lesson: Elijah and the Contest with Baal); page 1288 (Luke 4:25); page 1550 (James 5:17-18).

Creative Ideas for the Bible Lesson:

1. Use a flannel board and have another leader place the pieces as you read the longer portions of Scripture.
2. Bring a tray full of sand and recreate the scene using action figures/army men and a rock altar. While it's great to be super creative, please do not bring lighters/matches that will cause an actual fire in your classroom. Red, orange, and yellow tissue paper make a great "fire". Use sound effects such as the crackling of fire, cutting of wood, water being poured, etc. Have children close their eyes as you teach the lesson. Teach the lesson with very dramatic voices and volumes.

GO!

Pre-Service Review Game

Worship Leaders will lead children in a review game. Game details are in the Resources Booklet.

Large Group Opening Time

Offering: We are going to worship God right now by giving our money. When we give our money to God, our church will use it to show the love of Jesus to our community. *Or insert a specific way your church will use the offering.*

Think Right verse: John 3:16

I know a verse from the Bible that talks about God loving us! Are you ready to learn a new verse? It's a very important verse. Let me show you the actions for John 3:16.

"For God (point up) **so loved** (hands over heart) **the world** (hands circled above head) **that He gave His one** (pointer finger) **and only Son** (point to the palm of each hand), **that whoever believes** (point to head) **in Him** (point up) **shall not perish** (shake finger and head) **but have eternal life** (thumbs up)." **John 3:16**

Transition: Let's see if we can do the actions as we sing the "John 3:16" song.

Song 1: "John 3:16"

Puppet Skit: One true God! (Wordless Book review)

Props: Use a large Wordless Book or attach the Wordless Book colors in fun shapes to Tracker's house.

WL: Let's see if Tracker is here today! (*call Tracker with preschoolers*) (*Tracker comes up*)

WL: Hi, Tracker!

T: Hi, _____.

WL: So, what do you know today, Tracker?

T: What do I know? I know lots! I know that the sun is yellow, an' I know that monkeys love bananas, an' I know all the words to the Happy Birthday song... (*starts singing loudly and off key - make it funny*) Happy Birthday to me, Happy Birthday to you, Happy Birthday dear everyone, Happy Birthday to you.

WL: Very nice, Tracker. It sounds like you do know a lot of things.

T: Oh! An' I know something else, too!

WL: What, Tracker?

T: I know that verse you just talked about! I even gots it rememberized!

WL: You've got it 'rememberized', huh?

T: Yeah, I sure do! Wanna hear it?

WL: *(to children)* Do we want to hear Tracker say our verse?

T: Ok, here it goes...are you ready?

WL: Yes, we're ready.

T: Are you sure? What about those teachers in the back? Are you guys ready? *(wait for response)* An' preschoolers? Are you ready? *(wait for response)* Ok, now for realsies! John 3:16, "For God so loved the world that He gave His one and only Son, that whoever believes in Him shall not perish but have eternal life." John 3:16

WL: That was awesome, Tracker! That is a very important verse in the Bible. And if it's in the Bible, is it true or not?

T: It's true! Everything in the Bible is true. Right, _____?

WL: That's right, Tracker. Do you know what that verse means?

T: Well...kinda. Can you help me?

WL: Sure! *(show gold page)* God is in heaven, and He loves you very, very, very much. He created you and made you very special. Do you know God made heaven, and it is perfect? There are no owies in heaven. You'll never be scared in heaven. Jesus is preparing a place in heaven for everyone who believes in Him, and it is perfect and wonderful! It's perfect and wonderful because there is no sin in heaven. *(show dark page)* That's bad news for us, because Romans 3:23 tells us that we all have sinned and fall short of the glory of God. Sin keeps us out of heaven, which is so sad! But God had a good plan! *(show red page)* God sent His Son, Jesus, from heaven to earth. *(refer to John 3:16)* Jesus lived here on earth and never ever sinned! Then He took the punishment we deserve by dying on the cross. Jesus died, was buried, and three days later He rose again - that means He came back to life! *(show clean page)* When we believe in Jesus to save us from our sin and be our leader, we are saved! *(show green page)* Our green page reminds us to keep growing to be more like Jesus.

T: So, Jesus really is the only way to spend today and forever with God then, huh, _____?

WL: He sure is!

T: Wow! I'm glad Jesus saved me!

WL: Me too, Tracker!

T: Well, I gots to get goin' now! See ya' all later, ok?

WL: Ok, Tracker! Bye! *(to preschoolers)* Let's say our verse one more time, ok? *(recite John 3:16)*

Transition: Do you know there is only one true God? God is awesome! That is why we need to "go" and tell the world about Him.

Song 2: "Go!"

Pray

Bible Lesson Introduction

Pray: *Each week, encourage a preschooler to pray. Remind them that we fold our hands, bow our heads, and close our eyes out of respect to God as we pray. Remind children to thank God for the Bible.*

Find It: Is 1 Kings in the Old Testament or New Testament? (OT) Let's say the books of the OT up to the book of 1 Kings. Say one book at a time and have children repeat each book after you, until you get to the book of 1 Kings. This will help children learn how to pronounce the names of the books in the OT.

Timeline: *The purpose of using the timeline is to help children see the Bible as a big picture rather than individual lessons that do not connect. Point to the timeline so children can see that we are in the OT. The picture of Elijah on the timeline is based on today's lesson.*

Introduction to the Bible Lesson:

Last week we learned about Elijah and Israel's evil King Ahab. Ahab worshiped make-believe gods instead of loving the one true God and worshiping Him alone. It dishonored God when the Israelites worshiped and depended on these make-believe gods. Because of their sin, God was going to stop the rain, so the Israelites would turn back to Him. God chose Elijah to tell King Ahab that this is what the punishment would be. This made King Ahab really mad at Elijah, but God protected him.

The one true God stopped the rain. Because there was no rain, the people didn't have food or water. The rain didn't fall from the sky for around three and a half years. That's almost your whole life! Let's open our Bibles to see what happened next!

Scripture Outline: 1 Kings 18

Visit to Ahab

Read 1 Kings 18:1-2a dramatically

Recap: How exciting; it was going to rain! *Have children cheer.*

Prophet Elijah goes to King Ahab

Paraphrase of 1 Kings 18:2b-15:

Elijah was going to see King Ahab. Along the way, he met a man named Obadiah. Can you say "Obadiah"? Obadiah was in charge of King Ahab's palace. He loved God very much. Elijah asked Obadiah to go and tell King Ahab that he was there to see him.

The challenge

Paraphrase of 1 Kings 18:16-22:

Obadiah told the evil King Ahab that Elijah wanted to meet with him. Elijah bravely stood up for God, but King Ahab believed in a pretend god named Baal. Elijah decided they should have a contest between Baal and the one true God. He wanted to prove to everyone that his God was the only real God. What would the contest be?

Read 1 King 18:23-24

Baal fails

Read 1 Kings 18:25-28a and 29 dramatically

Due to content, we will skip verse 28b.

Recap: No matter what Baal's hundreds of people (prophets) did, no fire came because Baal wasn't real! Then it was God's turn.

The one true God wins!

Paraphrase of 1 Kings 18:30-34:

Elijah fixed the altar. He took rocks and built the altar strong. Then he dug a ditch that could be filled with water around the bottom of the altar. He put wood on the altar and put the sacrifice (bull) on the wood. Then he told the people to fill up four large jars of water and pour it on the offering (bull) and on the wood. How would it start on fire if it was all wet? That seems impossible!

Read 1 Kings 18:35-38 dramatically

Recap: Wow! Even though they poured even more water on it, God won the contest! Now King Ahab and the Israelites could see that Baal had no power, but that the one true God has all the power! *Have children clap.*

Paraphrase of 1 Kings 18:39:

When the people saw this, they dropped to the ground and praised the one true God. But wasn't it supposed to rain?

Skip 1 Kings 18:40-44

The power of God

Read 1 Kings 18:45-46 dramatically

Recap: God sent the rain, just as He said He would. *Have children make a rain sound by patting on their knees.* The power of God gave Elijah the ability to run super-fast ahead of Ahab all the way to Jezreel. We believe in the very same God Elijah believed in!

Conclusion

God will always win! He is the one and only true God, and He has power over everything. Next week we will find out what happened to Elijah after the contest was over.

Do Right and Feel Right

Elijah didn't have any friends who helped him because not many people believed in the one true God. We have each other. We can all say, "We believe in the one true God!" Let's practice saying that. *Repeat several times.*

When we believe in Jesus to save us from our sin and ask Him to be the leader of our life, God becomes our Heavenly Father. Have you asked Jesus to take away your sin and become the leader of your life? If not and you would like to do that, you can talk to your parents or a leader after class. If you have, you are part of the family of God.

Review Questions: What did we discover today?

1. Did God stop the rain because people were worshiping make-believe gods instead of the one true God? (Yes)
2. Did King Ahab believe in the one true God? (No)
3. What did Elijah do to show that God is the powerful and true God? (He had a contest between Baal and God)
4. Who won the contest? (God)
5. What did God send after the contest was over? (Rain)
6. When God sent the rain, did the people believe He was the one true God? (Yes)
7. Who can you tell this week that there is only one true God?

Discover Time

Transition to Discover Time: *Have children pretend to look for rain as they walk to their DT.*

Do Right: I will only believe in the one true God.

Goal: To help children remember there is only one true God.

Location A: LEGO Station

Note: if LEGO bricks are not available, wooden blocks can be used instead.

Instructions for the DT Leader:

1. Say: Are there two true gods? (No) Are there three true gods? (No) Is there one true God? (Yes!!!)
2. Have children build a “1” with LEGO bricks. Their goal should be to see how tall they can make it.
3. While children are building, regularly ask them “How many gods are there?” All children should shout “One true God!”
4. Repeat as children build huge “1’s”.

Location B: Box Station

Note: if boxes are not available, use bottle tops or other supplies to build or have children stand together on a game square to form a big “1.”

Instructions for the DT Leader:

1. Say: Are there two true gods? (No) Are there three true gods? (No) Is there one true God? (Yes!!!)
2. Have children break into small groups. Each group should build a “1” with boxes. Their goal should be to stack it super tall.
3. While children are stacking, regularly ask them “How many gods are there?” All children should shout “One true God!”
4. Repeat as children build giant “1’s”.

Classroom Review Time

Lead Teachers ~ Connecting the DT to the Lesson: Are there two true gods? (No) Are there three true gods? (No) Is there one true God? (Yes!!!) Today in our Bible lesson we learned that there is only one true God. The God of Elijah is the same God we pray to and worship today!

Reviewing the Know Right:

Supplies:

- Building blocks

Instructions:

1. Ask the review questions from the lesson.
2. When a child answers a question correctly, they can add a block to build an “altar”.
3. Repeat several times.

Think Right Activity while waiting for parents:

Supplies:

- Wordless Book Matching Game (one set for each table) (see appendix)

Instructions:

1. Play the Wordless Book Matching Game at tables.
2. Remind children that our God is the same God of Elijah, King David, and King Solomon. He is the one and only true God.
3. When children match the dark color, have them recite Romans 3:23.
4. When they match the gold, red, or clean page, have them recite John 3:16.
5. When they match the green page, have them talk about how they can grow to know and love God more.

Lesson 10

1 Kings 19:1-18

Know Right:	Elijah flees out of fear.
Think Right:	“For God so loved the world that He gave His one and only Son, that whoever believes in Him shall not perish but have eternal life.” John 3:16 (Top 12)
Do Right:	I will know that God is always with me.
Feel Right:	I can feel loved because I know God is with me.

GET READY!

We all can find ourselves feeling fearful or alone. This week, we see Elijah experiencing fear and loneliness. He brings those feelings to God, just like we can, and we see God’s unconditional love and constant presence on display. God’s Word promises that God is always with us. When we know and trust this promise, we can experience God’s perfect peace. Discover more about our omnipresent God as you study the Scripture and the lesson for this week.

Pray: Pray that our children will come to know our loving and great God in a very personal way at a young age. Ask God to make them 100% committed to Jesus Christ.

Read: 1 Kings 19:1-18

Know Right: Elijah flees out of fear

When King Ahab told his wicked queen, Jezebel, about Elijah’s victory from God, she vowed to kill the faithful prophet. In spite of his prior courage in the face of danger, Elijah became afraid and ran for his life. As God’s discouraged servant retreated into the desert, his Heavenly Father took care of him and, in gentleness, told him that there was still work for him to do in the world. Elijah witnessed God’s mercy and discovered that God is always with us.

GET SET!

Lead Teacher’s Notes:

- Preschoolers love to interact with their leaders! The more familiar you are with the lesson, the more you can focus on the children while you are teaching.

Creative Ideas for the Bible Lesson:

1. Use clothespins to create people to represent King Ahab, Queen Jezebel, Elijah, and an angel. Use a clothespin and add leaves to the top for a broom tree and a tissue box to create a cave.
2. Turn your classroom into a map. Point to the different locations that Elijah went and have props by those locations (queen’s crown, bread and water, storm clouds, a group of people, etc.).
3. Download free pictures at freebibleimages.org or <https://www.unfoldingword.org/sweet-publishing/>

GO!

Pre-Service Review Game

Worship Leaders will lead children in a review game. Game details are in the Resources Booklet.

Large Group Opening Time

Offering: We are going to worship God right now by giving our money. When we give our money to God, our church will use it to tell others about Jesus. *Or insert a specific way your church will use the offering.*

Think Right verse: John 3:16

Last week we began to learn John 3:16. This verse teaches us that God loves us so much. He loves every single person in the whole world. Let's take time to practice John 3:16 again this week. *Review a few times with children.*

"For God (point up) **so loved** (hands over heart) **the world** (hands circled above head) **that He gave His one** (pointer finger) **and only Son** (point to the palm of each hand), **that whoever believes** (point to head) **in Him** (point up) **shall not perish** (shake finger and head) **but have eternal life** (thumbs up)." John 3:16

Transition: In John 3:16, we learn that God loves the whole world; this means He loves you and me!

Song 1: "Jesus Loves Me"

Puppet Skit: Cami goes to the doctor

WL: Hey, preschoolers! Cami is going to visit us today. Can you help me call her? (*call Cami*)
C: (*looks and sounds worried*) Hey, _____. How are ya today? (*as WL talks, Cami sighs and looks off, not paying attention*)

WL: Hi, Cami. I'm pretty good. I had a great day yesterday. I went to the park and... Hey, Cami! Are you listening?

C: Huh? Oh sorry, _____. What did you say? You went camping in the dark? (*as WL talks, Cami looks off, not paying attention again*)

WL: No, I said I went to the park. Are you ok, Cami?

C: Hmm?

WL: I asked you if you are ok!

C: No, I guess I'm not ok, _____. Not ok at all! In fact, I'm really, really scared!

WL: What has you so scared, Cami? I've never seen you like this!

C: That's cuz nothin' this bad ever happened to me before!

WL: Well, what is it, Cami?

C: Jeepers creepers, I don't know if I should say in front of everyone. It's really really bad!

WL: I think we'll be ok, Cami. What is it?

C: Ok, if you're sure. Tomorrow morning at 8:30, I gots to... Oh! I can't even say it, it's so scary!

WL: Cami!

C: Alright, alright! (*says it really fast*) Tomorrow morning at 8:30 I gots to go to the doctor!

WL: Oh, Cami! Don't you know that the doctor is there to help you?

C: Yeah, but sometimes the doctor pokes at me and it hurts.

WL: I understand, Cami. So, have you talked to God about it?

C: Huh? I guess I didn't think of doin' that!

WL: Well, you should. God cares about you! Did you know that He is always with you?

C: Even at the doctor's office?

WL: Even at the doctor's office. You can keep talking to God when you are scared.

C: Ok, I'm gonna do that, _____. Even thinkin' about God bein' there with me is helping me not be so scared, but I'm still a little scared...

WL: That's ok, Cami. You just keep talking to Him because He is always right there with you.

C: Ok, I will. Thanks, _____. You sure helped me!

WL: You're welcome, Cami. We'll see you later, ok?

C: Ok! Bye!

WL: Bye, Cami!

Transition: Isn't it great to know God loves us so much that He wants what is best for us? He is with us wherever we go. Let's sing our John 3:16 verse.

Song 2: "John 3:16"

Pray

Bible Lesson Introduction

Pray: *Each week, encourage a child to pray. Remind children that we fold our hands, bow our heads, and close our eyes out of respect to God as we pray. Encourage them to pray and ask God to bless each person with wisdom, just like King Solomon, as we learn more from the Bible.*

Find It: Remember, there are two parts of the Bible. They are called Testaments. Can you say that with me? (Test-a-ments) *Have children form a Bible with their two hands.* There is the Old Testament; this is the first part of the Bible (*highlight your left hand*). It was written first, so it is the oldest. The New Testament is the back half, near the end of the Bible (*highlight your right hand*). It was written after the Old Testament. Today we are going to learn from the Old Testament in the book of 1 Kings.

Timeline: *The purpose of the timeline is to challenge children to see the Bible as a big picture rather than individual lessons that do not connect. Point to the timeline and review a few people that we studied this past quarter.*

Introduction to the Bible Lesson:

Do you remember Elijah? God gave him special messages to tell the people. Last week, Elijah challenged King Ahab to a contest to see whose God was more powerful, the one true God or the pretend god Ahab worshiped. Elijah wanted to show that his God was the one and only true God. Do you remember what happened? (The one true powerful God sent fire to burn up the sacrifice, a bull, and then God sent rain)

Elijah saw fire come straight down from the sky, and then he saw God send rain after three years without any rain. I bet Elijah was amazed. I'm sure he would never forget how powerful God is...right?

Let's learn more together from the Bible. King Ahab had a very evil wife named Queen Jezebel. Let me open my Bible to 1 Kings, chapter 19. *Open your Bible and begin to teach (not read) your Bible lesson.*

Scripture Outline: 1 Kings 19:1-18

Queen Jezebel is furious

Paraphrase of 1 Kings 19:1-2:

Queen Jezebel was really mad that Elijah had won the contest. She said that she would hurt Elijah!

Do you think Elijah was afraid? Remember, Elijah had seen God's power in the miracles at the brook (river) with the ravens (birds) bringing him food, with the woman's son being brought back to life, and in Israel with God sending fire and then rain. Do you think he would be afraid of Queen Jezebel now? Would you be afraid of Queen Jezebel? Let's keep reading!

Elijah is afraid!

Paraphrase of 1 Kings 19:3-5a:

Elijah was afraid! He ran away into the desert, so Queen Jezebel wouldn't hurt him. *Have preschoolers run in place while pretending to be scared.* Elijah was also so extremely tired that he laid down under a bush and went to sleep. *Have children lay down and pretend to sleep.*

God is with Elijah

Read 1 Kings 19:5b-9a dramatically

Recap: Even though Elijah was scared and tried to save himself, God stayed with him. God gave him everything he needed: food, water, and sleep. God is great, mighty, and powerful, and He will always be with you! What verse reminds us that God is with us? (Joshua 1:9)

That means during a big storm, God is with you. When you are playing in the sandbox, God is with you. If you are afraid when you go to bed, God is with you. God is always with you!

After the angel gave him food, he traveled forty days and nights. *Encourage children to count with you as you count to 40.* Wow! That's a long time to travel! He came to Mt. Horeb, a big mountain. *Stretch your arms over your head to form a big mountain.* At Mt. Horeb, Elijah spent the night in a cave.

Elijah feels sorry for himself

Paraphrase of 1 Kings 19:9b-10:

While Elijah was in the cave, God came and spoke to him. God said, "What are you doing here, Elijah?" (vs. 9b)

God already knew why Elijah had run away. Elijah felt sorry for himself because he thought he was all alone trying to do God's work, and Queen Jezebel wanted to hurt him. But he didn't need to feel afraid or lonely because he knew God was with him. Do you ever feel like you're all alone? God loves you very much, and when you feel this way, you can remember that God is always with you.

God whispers

Paraphrase of 1 Kings 19:11-12:

God sent wind, an earthquake, and fire, but then He lovingly and gently whispered to Elijah.

Read 1 Kings 19:13

Recap: Once again God wanted Elijah to explain why he had run away. What would Elijah say this time?

Elijah complains

Paraphrase of 1 Kings 19:14:

Elijah said he felt like he was alone and that nobody else loved God like he did. He still didn't understand that God was taking care of everything. What do you think God did?

God is in control

Paraphrase of 1 Kings 19:15-18:

God let Elijah know that he was not the only one still trusting God and doing what He said. God knew there were 7,000 Israelites that still followed Him and not Baal! That is a lot of people! Now Elijah knew this, too!

Conclusion

Even though Elijah had seen God do big things, he still felt lonely and afraid. God knew exactly how Elijah felt, and He loved and took care of Elijah.

Do Right and Feel Right

Do you know we worship and love the same God that Elijah worshiped? If Elijah came to our church today, he would pray and worship with music like we do. God loved Elijah and was with him all the time. God loves you and is with you all the time, too.

Review Questions: What did we discover today?

1. Was God with Elijah? (Yes)
2. Did God bring Elijah food and give him rest? (Yes)
3. What was the mean queen's name - Jezebel or Cleopatra? (Jezebel)
4. Why was Elijah afraid? (Queen Jezebel said she was going to hurt him)
5. Did Elijah run into the desert to hide after Queen Jezebel said she was going to hurt him? (Yes)
6. At the mountain, did God show His power in the wind, an earthquake, and fire? (Yes)
7. Did God shout to Elijah, or did He just whisper to him? (He whispered to him)
8. Was God always with Elijah? (Yes)
9. Is God always with you? (Yes)

Discover Time

Transition to Discover Time: *While walking to Discover Time today, ask the following questions:*

Is God with you on an airplane? Let's pretend we are airplanes.

Is God with you when you're playing soccer? Let's pretend to kick a soccer ball.

Is God with you when you go to the zoo? Let's jump like a kangaroo.

Do Right: I will know that God is always with me.

Goal: To challenge children to know God is with them wherever they go.

Location A: Sand Station

Supplies:

- Mini signs with pictures of these locations: house, church, school, library, swimming pool, grocery store, restaurant, park, etc. (see appendix)
- Popsicle sticks or wooden ice cream sticks (attach location signs to the popsicle sticks and insert throughout the sand)
- Water (to make sure sand is damp)

Instructions for the DT Leader:

1. Have children choose a location sign and then create that location in sand near the sign.
2. Leaders can help by creating roads to connect the different locations.
3. As they create the different locations, continually ask children, "Is God with you when you are at home? At the store? At the park? When you are sad? When you are happy?"

Alternate option: If you don't have sand, have kids color pictures of locations and have them attach the pictures to a map of your city.

Location B: Food Station

Supplies:

- Bananas (each child should get two to three 1" slices)
- Chocolate pudding
- Spoons
- Bowls (if not using pre-portioned pudding cups)

Instructions for the DT Leader:

1. Ask children if they like bananas.
2. Ask children if they like pudding.
3. Ask children what would happen if we dipped bananas into pudding. Demonstrate and taste, highlighting how awesome it is.
4. Say: This banana covered in chocolate reminds me that God is always with us! He covers us with His love. Just like God was with Elijah, God will be with us.
5. Allow children to have fun dipping their bananas in pudding and enjoying their snack. As they enjoy their snack, ask questions such as: Is God with you at the park? At the zoo? At the hospital? When you sleep? When you get super old? God is always with you, just like our pudding is with our banana.

Classroom Review Time

Lead Teachers ~ Connecting the DT to the Lesson: Is God always with you? (Yes, He is!) Just like God was with Elijah, He will be with you in the good times and the bad times. He is with you in the hospital, at the zoo, and while you sleep. He loves you very much.

Reviewing the Know Right:

God was with Elijah, and He will always be with you. *Review the Wordless Book and highlight the gold page stressing that God loves you very much, He wants you to be part of His forever family, and He has prepared a home for you in heaven.* This same God is with you even today.

Optional way of sharing the Wordless Book: Using Wordless Book colored construction paper, cut paper into shapes as you share the meaning (gold/house, dark/circle, red/cross, white/circle, green/tree).

Think Right Activity while waiting for parents:

Option 1

Supplies:

- Song "John 3:16"
- Wordless Book-colored caps or buttons (one of each color)

Instructions:

1. Have children sit in a tight circle.
2. Say: What verse reminds you that God loves you very much? (John 3:16) We're going to play a fun game while we listen to our "John 3:16" song.
3. Give a Wordless Book-colored button to five children.
4. Have one child sit in the middle of the circle and close their eyes.
5. Play music as the children pass the buttons.
6. When the music stops, have all children put their hands behind their backs.
7. The child in the middle should open their eyes and guess who has the buttons.
8. If they guess a child correctly, the child holding the button will need to share what the color means.
9. The guesser only gets five chances to find all five colors.
10. Have children switch spots and repeat.

Option 2

Supplies:

- Tracker Jr.

Instructions:

1. Use the Tracker Jr. take-home paper to review the lesson with children at the tables.
2. Show preschoolers how to do the activities and read some of the information to them.

Lesson 11

1 Kings 19:19-21; 2 Kings 2:1-18

Know Right:	Elijah and Elisha see God's power.
Think Right:	"For God so loved the world that He gave His one and only Son, that whoever believes in Him shall not perish but have eternal life." John 3:16 (Top 12)
Do Right:	I will look for God's power and tell others about it.
Feel Right:	I can feel amazed when I see God's power.

GET READY!

This week, as we study Elijah and Elisha, we get to teach our children about God's power. Where have you seen God's power in your own life? Take some time to reflect and worship God for the ways you see His power. Pray that your children will grow into disciples of Christ who stand in awe of our powerful God.

Pray: Pray that your children will be quick to grasp how big and powerful God is both now and as they grow up. May they press into His power and love, while being transformed into a disciple of Jesus Christ.

Read: 1 Kings 19:19-21; 2 Kings 2:1-18

Know Right: Elijah and Elisha see God's power

Elijah's next assignment was to find and anoint Elisha to be his successor. Elijah obeyed God's command, and Elisha left his home and family to be Elijah's apprentice and attendant. Through the ensuing years, Elijah continued to do God's work and experience the power of his God. He trained Elisha to take over to become the next faithful prophet in Israel. When Elijah's time came to depart this world, God sent for him with a chariot and horses of fire and took Elijah to heaven in a whirlwind. Elijah's ministry challenges us to look for God's power and tell others about it.

GET SET!

Lead Teacher's Notes:

- For in-depth personal study, please refer to the Children's Ministry Resource Bible: page 434 (The Life of Elijah); page 455 (Elisha's Ministry).
- How have you seen the power of God in your life? Let's be quick to give credit to God and boldly proclaim His goodness!

Creative Ideas for the Bible Lesson:

1. Use action figures to show Elijah and Elisha. Make them look different. Give each figure different props to help distinguish the differences between them. Have the two action figures move through the dried-up section of the Jordan River. Use two plastic zipper bags filled with blue-colored water to make a "river" and pull them apart to create the "dry land". Create a "whirlwind" out of wire to "pick up" a magnetized Elijah at the appropriate time in the lesson.
2. This is a great lesson to use a flannel board.

GO!

Pre-Service Review Game

Worship Leaders will lead children in a review game. Game details are in the Resources Booklet.

Large Group Opening Time

Offering: We are going to worship God right now by giving our money. When we give our money to God, our church will use it to tell others about Jesus. *Or insert a specific way your church will use the offering.*

Think Right verse: John 3:16

How much does God love us? A little or a lot? God is big and powerful, and He loves us a lot! Let's say John 3:16 with actions.

"For God (point up) so loved (hands over heart) the world (hands circled above head) that He gave His one (pointer finger) and only Son (point to the palm of each hand), that whoever believes (point to head) in Him (point up) shall not perish (shake finger and head) but have eternal life (thumbs up)." John 3:16

Why is this verse so important? It helps us remember that God loves us, and He sent His Son, Jesus, to save us from our sin. *Review the verse with the actions several times.*

Transition: This is a great verse to sing before you go to bed. Let's practice singing our verse.

Song 1: "John 3:16"

Puppet Skit: I saw God's power!

Props: Pictures of a mountain, lightning in the sky, and a baby camel

WL: Let's see if Tracker is here today! *(call Tracker with preschoolers)*
(Tracker comes up looking at the pictures in his hand)

WL: Hi, Tracker! Um, what are you doing?

T: Hi ya, _____. I'm looking at a few of my favoritest pictures.

WL: Tell me more about your pictures.

T: One of my favoritest pictures in the whole world is of this super tall mountain.

WL: Wow, that is huge!!!

T: Did you know God made that mountain? It was like BAM, He made it! My God is so POWERFUL!!!!

WL: Yes, that is true. When we look at mountains, we can think about how big God is and how powerful He is.

T: Here is another picture...it's lightning in the sky. I use'ta be afraid of storms, but now when I see them I think about how God made the lightning in the sky. It's sooooo cool to realize my God made powerful lightning!

WL: That's an amazing picture. Do you have another one?

T: Sure do...this one is my new cousin, Jeffrey. Isn't he a cutie pie? My God created this baby camel. HOW AMAZING IS THAT?!

WL: You know, Tracker, when you start to look for all the things God created, you recognize how powerful and real He is. This is the same God that loves us so very much.

T: I know...it's super incredible, amazing, unbelievable!!!! Our God is great!

WL: Today we are going to learn more about our great and powerful God. Are you ready?

T: Sure am... I'll see ya' later!

WL: Sounds good. See you later, Tracker!

Transition: How big is our God? Is He strong and mighty? This reminds me of one of my favorite songs!

Song 2: "My God is so Big"

Pray

Bible Lesson Introduction

Pray: *Each week, encourage a preschooler to pray. Remind children that we fold our hands, bow our heads, and close our eyes out of respect to God as we pray. If a child prays, encourage them to ask God to help the teacher teach the lesson today.*

Find It: *Have children repeat after you while saying each book of the Bible up to 1 Kings. Have children listen for 1 Kings and clap when you get to this book.*

Timeline: Our Bible lesson today is found in the Old Testament. Can you find the Old Testament on our timeline? Today we will be learning about two people in the OT. Their names are Elijah and Elisha. Their names are almost the same, aren't they? They sound almost the same, but they were two different people.

Introduction to the Bible Lesson:

We have learned about a man named Elijah. God gave him special messages to tell the people. What can you remember about Elijah? *Optional: Draw hints on the whiteboard as you tell children about Elijah and have them guess what you are drawing (cave, birds, oil jar, and flour).*

God took good care of Elijah. He protected him from mean King Ahab. He provided food and water for him. He kept him safe in a cave when King Ahab wanted to hurt him. Elijah was getting old, but God still had some important work for him. God wanted Elijah to find someone to be the next special messenger from God. This was a very important job. God told Elijah to go to a farmer named Elisha and teach him to be God's next special messenger. Let's open our Bibles to see what we can discover today!

Scripture Outline: 1 Kings 19:19-21; 2 Kings 2:1-18

Elisha the farmer

Paraphrase of 1 Kings 19:19-21:

God told Elijah to go tell Elisha that he would be the new special messenger from God. Elisha would take Elijah's place. Elijah made the right choice and went to find Elisha.

Elisha was planting a big garden (plowing the fields) when Elijah found him. When Elisha heard that God wanted him to be the next special messenger, he left his home, so he could go with Elijah to do what God wanted them to do. I bet it was hard to leave his home, but Elisha really trusted in God because he knew God was great and powerful. Elisha really wanted to tell others about God. What about you? Do you like to tell others about God?

Elisha learns from Elijah

Paraphrase of 2 Kings 2:1-7:

Elijah helped Elisha learn his new job. Elisha always wanted to learn from and be right next to Elijah no matter where he traveled. If Elijah went to the city of Jericho, Elisha was with him. If they went to the city of Bethel, Elisha was with him. He wanted to stay with Elijah because he wanted to learn more about God and what God wanted him to do.

Elijah was getting old, and it was almost time for him to go to heaven to be with God. Elisha didn't want Elijah to leave, so he followed him and stayed with him wherever he went.

Both Elijah and Elisha loved and worshiped the one true God. It was almost time for Elijah to go to heaven when something really amazing happened. It happened by a river named the Jordan River.

The crossing of the Jordan

Read 2 Kings 2:8 dramatically

Recap: Wow! God moved the water and dried the ground for Elijah and Elisha. Can you imagine that?

Optional: Use a tub of water to demonstrate trying to part the water. Show children that no matter how hard you try, you can't move the water, so the bottom is dry. Wow! God moved the water, so the ground was dry. That is a miracle that only God could do. What happened after Elijah and Elisha crossed the Jordan River?

Elisha asks for power

Paraphrase of 2 Kings 2:9-10:

Elisha knew he would have a big job taking Elijah's place as God's special messenger and there were many important jobs he would have to do. Who had given Elijah the ability and power to do God's work? (God) God would also give Elisha the power to be a good messenger who would tell others about the one true powerful God.

Elijah goes to heaven

Read 2 Kings 2:11 dramatically

Recap: As Elijah and Elisha were walking together, suddenly a chariot (a special wagon that's attached to a horse) appeared and took Elijah to heaven in a whirlwind. A whirlwind is a strong wind, like a tornado. Wow, that is incredible - only God could have power like that! Is this how people go to heaven today? No, this was something very special that God did just for Elijah to take him to heaven.

Paraphrase of 2 Kings 2:12-18:

After this happened, Elisha was very sad that his friend Elijah had left him. Elijah had done a good job teaching Elisha how to look for God's power and to be a good special messenger for God.

Conclusion

Elijah saw God do many great things while he was on this earth. God sent fire from heaven. God parted the water, so Elijah and Elisha could walk through. God sent food for the woman and her son. Elijah knew that God did all of these powerful things. We also know God is powerful because He sent His Son, Jesus, to die on the cross for our sin. He did this because He loves us and wants us to become part of His family. *Review the Wordless Book highlighting that Jesus had victory over death and rose again.* God's power and love are amazing!

Do Right and Feel Right

Do you look for God's power? You can see God's amazing power everywhere; when you are standing on the beach and a big wave comes, you are seeing God's power to move the water. When you watch a big storm and see the lightning, you are seeing God's power. When you are afraid...you can feel God's great power around you. When you see God's power, you should tell other people so they can be amazed at His power, too!

Review Questions: What did we discover today?

1. Did Elijah know God was powerful? (Yes)
2. How did God show His power over the water? (He divided the water)
3. Did Elisha and Elijah tell others about God's power? (Yes)
4. How was Elijah taken up to heaven? (In a chariot and horses in a whirlwind)
5. Can you look for God's power and tell others about it?

Discover Time

Transition to Discover Time: *As you head to Discover Time, have children pretend to gallop on a horse, like the chariot and horses that took Elijah to heaven.*

Do Right: I will look for God's power and tell others about it.

Goal: To help children look for God's power and then tell others about it.

Location A: Art Station

Supplies:

- Large roll paper with "God is powerful!" written in bubble letters
- Colorful squares of paper or tissue paper (one inch by one inch)
- Glue sticks or school glue with Q-tips
- Song "My God is so Big"

Instructions for the DT leader:

1. Children will decorate a huge banner that says, "God is powerful!" while listening to music.
2. God's power is exciting! Be amazed and excited as you read the words on the banner and explain this project.
3. Tell children they will glue the squares of paper to the large letters to make the banner bold and colorful.
4. As they work, remind them of what the banner says and talk with them about how we can see God's amazing power in the world around us and in our own lives.

Optional: Show pictures from magazines, books, or the internet showing God's power (mountains, trees, birds, the ocean, people, etc.).

Location B: Play-Doh Station

Instructions for the DT Leader:

1. Challenge children to make the following things from Play-Doh that remind us of God's power.
 - a. Make a mountain.
 - b. Say: Who makes the mountains? (God) Is God powerful? (Yes)
 - c. Make a river, then divide it.
 - d. Say: Who can divide water? (God) Is God powerful? (Yes)
 - e. Make food.
 - f. Say: Who can make food? (God) Is God powerful? (Yes)
 - g. Make a person.
 - h. Say: Who can make a person? (God) Is God powerful? (Yes)
2. At the end of Discover Time say: "We can look and see how powerful God is wherever we go, and then we can tell others about how powerful and amazing God is!"

Discover Time Tip: All leaders should help children focus on the activity and make the items. For many children, Play-Doh is usually "free play" and has not been used for teaching purposes.

Classroom Review Time

Lead Teachers ~ Connecting the DT to the Lesson: Elijah and Elisha were two men that saw how powerful God is. Can you see how powerful God is today? He can send rain, move clouds, heal our bodies when we are sick, and He even keeps our heart beating inside our bodies. God is all powerful.
Elijah and Elisha saw how powerful God is. Let's remember what we've learned about Elijah and Elisha.

Reviewing the Know Right:

Supplies:

- Clothing to dress up two children (or two action figures) like Elijah and Elisha

Instructions:

1. Dress up two children like Elijah and Elisha (or use action figures or dolls).
2. Say: Let's pretend these are Elijah and Elisha. What can we remember about these men? I will ask you a question and I want you to point to either Elijah or Elisha or both of them.
 - Who told others about God? (Both)
 - Which man was a farmer before he became a prophet? (Elisha)
 - Which man loved God? (Both)
 - Which man was taken to heaven in a chariot and horses? (Elijah)
 - Which man was left behind to continue to do work for God? (Elisha)

Think Right Activity while waiting for parents:

Supplies:

- Blue sheet or parachute (to represent water)
- Soft fish or fish cut from paper (to bounce in the water)

Instructions:

1. Have children hold the edges of the blue sheet and shake it up and down with the fish in the water.
2. If a fish bounces out of the water, say "freeze".
3. While children are frozen, say, "God is powerful...He can calm water, He can divide water, and He will always love us. Let's say John 3:16."
4. Repeat many times.

Lesson 12

Review Day

Know Right:	True wisdom comes from God's Word.
Think Right:	Romans 3:23 and John 3:16 (Top 12)
Do Right:	I will remember God's Word.
Feel Right:	I can feel wise when I remember God's Word.

GET READY!

Let's be excited about what God has done in your life and in the lives of your children this quarter! Whenever we grow in our understanding of God through His Word, it's a reason to celebrate! As you prepare for this review lesson, in faith thank God for the many ways - both seen and unseen - that He has been at work.

Pray: Ask God to help the children in your class to be quick to remember and fully understand and live out what they have been taught this quarter.

Read: Review the lessons of the quarter.

Know Right: True wisdom comes from God's Word

As we come to the close of our Old Testament study and move on to the New Testament in the next quarter, we take a day to recall all God has taught us and make sure that His truth is firmly planted in our hearts. We praise the one true God for all He has done and ask Him to help us remember His Word.

GET SET!

Lead Teacher's Notes:

- What did you learn this past quarter? Has God been speaking to you? Take time to thank God for molding and shaping you spiritually this year.
- If you saw God at work in your classroom, share that testimony with your ministry leader. We want to celebrate and be encouraged with you!
- This is a review day; prepare to have fun while reviewing previous lessons.

Creative Idea for the Bible Lesson:

Fill three suitcases (two nice ones and one shabby/worn one) with props that review some of the Bible lessons from the quarter (see lesson for specific details). Place the suitcases throughout your building or in your classroom. Create a map to lead your class to each suitcase. *This idea is written into the lesson.*

GO!

Pre-Service Review Game

Worship Leaders will lead children in a review game. Game details are in the Resources Booklet.

Large Group Opening Time

Offering: We are going to worship God right now by giving our money. When we give our money to God, our church will use it to tell others about Jesus. *Or insert a specific way your church will use the offering.*

Think Right verses: You all have been working hard to learn our two verses! Let's think about those verses. I'll say a verse and you tell me the address where we can find it in the Bible. *Recite Romans 3:23. After a child says the address, have all children say it together with the actions. Encourage leaders to clap and cheer for the children!*

"For all (hands from center going outward) have sinned (two thumbs down and look sad) and fall short (squat) of the glory of God (stand up while pointer fingers twirl pointing up)." Romans 3:23

Now I'm going to say another verse and you tell me the address where we can find it in the Bible. *Recite John 3:16. After children say the address, have all children say the verse together with the actions. Have all the leaders cheer and encourage children to give each other "high fives."*

"For God (point up) so loved (hands over heart) the world (hands circled above head) that He gave His one (pointer finger) and only Son (point to the palm of each hand), that whoever believes (point to head) in Him (point up) shall not perish (shake finger and head) but have eternal life (thumbs up)." John 3:16

God is so amazing! I want to remember what He says in His Word.

Transition: Where do all our verses come from? (The Bible!)

Song 1: "B-I-B-L-E Bible"

Puppet Skit: Remember...Tracker-style!

Props: preschool-style drawn pictures of King Saul; David and Jonathan; and Elijah and the altar with fire coming down.

WL: Let's see if Tracker is here today. *(call Tracker with children)*

T: *(Tracker comes up)*

WL: Hi, Tracker! Wow! We have learned so much lately, haven't we?

T: We sure have, _____. I think we better take some time and remember all of it. An' you know what?

WL: What, Tracker?

T: Cami and I drawd a few pictures of our favorite Bible lessons. *(show preschool-style drawn picture of King Saul; give to Worship Leader to show children)*

WL: Wow, Tracker!

T: That's the mean king who didn't love God or other people. His name was King Saul. I learned that I should love God by being kind to other people instead of bein' mean.

WL: You're right! Way to go!

T: Aw shucks! Thanks, _____! An' here's a picture that Cami drew! *(show preschool-style drawn picture of David and Jonathan)*

WL: Kids, do you know who these two boys are? They were the super good friends who loved God. Their names were David and Jonathan.

T: You're right, _____. God wants us to have friends who love God. Oh... I have one more picture. *(show picture of Elijah and the altar with fire coming down)*

WL: Yes! This is Elijah when the fire came down from heaven.

T: I looooooved that lesson. We learned there is one true God, and He is super-duper POW-ER-FUL!

WL: You are amazing. Thank you for sharing. Great job! *(give pictures back to Tracker)* Bye, Tracker! *(to children)* Today, we are going to talk more about everything we have been learning about God. We might also draw more pictures, just like Tracker and Cami did. But before we do, let's sing a song.

Transition: What is your favorite verse in the Bible? I like John 3:16. Let's sing "John 3:16".

Song 2: "John 3:16"

Pray

Bible Lesson Introduction

Pray: *When you pray in class, always remind children that you are talking to God. Have children bow their heads, close their eyes, and fold their hands so they can completely focus on God.*

Find It: *Recite the books of the OT up to 2 Kings with the children repeating you.*

Timeline: *The purpose of the timeline is to challenge children to see the Bible as a big picture rather than individual lessons that do not connect. Point to the timeline pictures, so children can see what we studied in the OT this quarter.*

Introduction to the Bible Lesson:

For the past couple of months, we have studied the Old Testament. Today, we are going to go on a trip to find some special suitcases of kings and prophets (special messengers from God) that we have learned about. Let's follow this map.

Roll out a map that will lead you to different suitcases in your building or your room. As you visit each station, use the props in the suitcase to review and ask children questions about the previous lessons. Each suitcase should take around eight minutes, which includes walking time between locations.

Bible Review Lesson

King David

Props in a royal suitcase: a crown; a piece of Saul's robe; a pad of paper with numbers on it (the census sin); a basket with a little scroll, a piece of wood, and gold coins

This crown reminds me of a king. Can you guess what king it might belong to? Let's see if we can find more clues in our suitcase.

Look, there is a little piece of cloth that looks like it belongs to somebody's royal robe. This reminds me of when David was hiding in a cave from King Saul because King Saul wanted to hurt him. King Saul went into the cave and didn't see David. David didn't hurt King Saul, but he cut off a piece of King Saul's robe.

Look at this pad of paper with a bunch of marks on it. This reminds me of when King David counted the people in his army. He counted his people because he wanted people to think that he had done something special because he had such a big army. King David forgot that everything he had was from

God. King David was a good king, but sometimes he was still selfish. When he did sin, he confessed (told God he had sinned and that he was sorry for his sin) and then did things God's Way.

Wait, I also found a basket with a little scroll, some wood, and some gold. This reminds me that King David wanted to build the temple as a very special place to worship God. God gave King David the plans and then King David gave the plans to his son, Solomon. Solomon would build the temple.

Let's look at our map so we can see where it leads us next.

King Solomon

Props in a royal suitcase: crown, gold coins, scroll with building plans, horse, golden calf

Wow, another royal suitcase! I wonder whose suitcase this is. Let's look for clues. There is a crown, which means this suitcase must belong to a king. Wow, there are a ton of gold coins in here. This king must have been really rich. That reminds me of King Solomon. God made him very rich.

Slowly open the scroll to find building plans for the new temple. Look at this! It reminds me that King Solomon built the new temple where people would go to worship God. God had a very special plan for him.

Wait, here is a horse and a shiny golden calf. This reminds me that King Solomon started doing things his way instead of God's way. He did things that God told him not to do - collecting horses and worshipping a fake god. He dishonored God and sinned against Him.

King Solomon needed to learn to say, "No!" to sin and, "Yes!" to God. Let's go back to our map and find the next royal suitcase.

Elijah and Elisha

Props in a worn suitcase: empty bottle of water, raven feather, oil in a jar, small loaf of bread (optional: give each child a small piece of bread - be sure to check for allergies), picture of a chariot

This suitcase isn't as pretty as the other ones. I wonder who this suitcase belongs to? Let's look inside for some clues. Look at this empty bottle of water and a raven feather. This person must have lived through a time when there wasn't much water, which means there wasn't much food either. This reminds me of when God provided food and water for Elijah. Elijah was a prophet. That means he was a special messenger from God. God told Elijah he needed to deliver a message to a king named Ahab. King Ahab was not a good king, and he did not like the message. Because King Ahab would not listen to God, rain didn't fall for years, and all of the rivers and lakes dried up. But God took care of Elijah. He sent birds to bring food to Elijah, and He gave Elijah water, too.

Let's see what else is in this suitcase. Look, a little oil in a jar and a small loaf of bread! This reminds me of the time when God helped Elijah again and gave him what he needed after the birds stopped bringing him food. This time God sent Elijah to a woman and her son. The woman trusted God and used the last little bit of oil and flour she had to make food for herself, her son, and for Elijah. There was no place to buy any more oil and flour, but God made sure the woman had all the flour and oil she needed to make bread until God made it rain again.

Wait, there is one more clue - a chariot, which is a special wagon that is pulled by a horse. Who went up to heaven in a chariot carried by a whirlwind, which is like a tornado? Elijah did! God took Elijah to heaven in a very special way that was just for Elijah. It is not how people go to heaven today. Elijah and his friend Elisha always knew during the good and bad times that the all-powerful God was always with them and would give them what they needed.

Conclusion

When we go back to our classroom, we're going to have a "royal" snack to celebrate everything we've learned this quarter.

Discover Time

Transition to Discover Time: *Play "Follow the Leader" as you walk to Discover Time today.*

Do Right: I will remember God's Word.

Goal: To remember previous lessons.

Location A: Box Station

Supplies:

- Boxes
- Specialty boxes (boxes that are either decorated or have a special shape; keep off to the side)
- Optional: print pictures of special palace features (doors, windows, turrets, flags) (see appendix) and tape to boxes (keep off to the side)

Instructions for the DT Leader:

1. Divide children into two groups.
2. Give each group a set of boxes.
3. Each group will use the boxes to build King David's or King Solomon's palace.
4. Keep the special boxes to the side. These will be used to enhance their palaces and will be earned by correctly answering review questions.
5. Before children begin building, ask review questions, alternating between groups. If the group answers a question correctly, they can choose a box from the "special" set of boxes.
6. Once you've reviewed the lesson and distributed the special boxes, allow groups to build their palace.

Alternate Option: Follow the directions above for the Box Station, but have children create palaces (tents) with blankets and chairs.

Location B: Mission Station – *The Mission Lesson can be downloaded from the DLG website.*

Classroom Review Time

Due to the review lesson, Reviewing the Know Right is not included in this lesson.

Think Right Activity while waiting for parents:

Supplies:

- Paper
- Crayons
- Song "John 3:16"
- Special snack - *check for allergies*

Instructions:

1. While listening to music and enjoying their snack, have children draw pictures of their favorite Bible lesson, just like Cami and Tracker did in our puppet skit today.
2. Leaders should review some of the lessons of the quarter and encourage children to look at the pictures on the Bible timeline for ideas.
3. Leaders should write each child's name on their picture and write a caption of what the child drew so parents can better understand what their child drew.

On Track Map

Topical Lesson: Fruit of the Spirit

Know Right:	God helps me to become more like Jesus.
Think Right:	“But grow in the grace and knowledge of our Lord and Savior Jesus Christ.” 2 Peter 3:18a (Top 12)
Do Right:	I will ask God to help me grow to become more like Jesus.
Feel Right:	I can feel joyful when I grow to be more like Jesus.

GET READY!

After we accept Jesus’ free gift of salvation, we are instantly given another gift—the Holy Spirit. God knew we would need a Helper while here on earth to remain faithful and to honor Him. We can be thankful for this gift that was given to us to help us to become more like Jesus.

Pray: Pray that your children will remember that God can help them to be more like Jesus.

Read: Acts 2:38 and Galatians 5:16-23

Know Right: God helps me to become more like Jesus

GET SET!

Lead Teacher’s Notes:

- How do children learn best? Have consistent expectations for your preschool children. They should sit up and listen during the Bible lesson. If they have questions, they should raise their hands. If children meet the class expectations, be sure to encourage them or reward them for listening and learning.

Creative Ideas for the Bible Lesson:

1. Use the Wordless Book and the following pictures to teach the lesson: a full cookie jar, siblings playing together, five different pictures of children showing five of the fruit of the Spirit (love, kindness, self-control, patience, and gentleness). *This idea is written into the lesson.*
2. Show the children the American Sign Language sign for “help.” Instruct them to listen during the lesson for every time they hear the word “Helper.” When they do, they should sign “help.”

GO!

Pre-Service Review Game

Worship Leaders will lead children in a review game. Game details are in the Resources Booklet.

Large Group Opening Time

Offering: We are going to worship God right now by giving our money. When we give our money to God at church, it will be used to tell other people about Jesus! Let’s joyfully give our money now. *Or insert a specific way your church will use the offering.*

Think Right Verse: *We recommend reviewing the current Bible verse, rather than the Think Right verse from this lesson.*

Read the verse from the Bible and then demonstrate the actions. Repeat the verse several times while saying it in a loud voice, a quiet voice, and while jumping up and down.

Transition: *You will need to develop a transition based on song choice.*

Song 1: *Song of your choice*

Puppet Skit: Tracker gets a helper

WL: Let's see if our friend Tracker has been up to anything exciting lately. *(have children call for Tracker)*

T: Hiya, everyone!

WL: Hi, Tracker!

T: *(sounding excited)* Do you wanna know what I get ta do tomorrow?

WL: Well, sure!

T: I get to go to swimmin' lessons!

WL: That sounds like a ton of fun!

T: *(sounding less excited now)* Yeah, it started out bein' fun. But then my teacher said I needed some extra help, so she made someone be my helper. I was kinda embarrassed.

WL: I think having a helper actually sounds like a pretty good idea to me. Did having a helper help you be a better swimmer?

T: Yeah, I guess it did. Before I had a helper, I kept chokin' when I was trying to make bubbles in the water with my mouth. But my helper showed me how to blow out, so now I can make bubbles.

WL: See? Having a helper can be a good thing.

T: Yeah, I guess you're right, _____.

WL: Did you know that God gives us a Helper who helps us grow to be more like Jesus?

T: What are ya talkin' about? I never heard about that before. That sounds pretty neat!

WL: Just like you have to listen to your helper at swimming lessons, if you want to get better at swimming, you need to listen to God's Helper if you want to act like Jesus.

T: Well, I didn't know that. That's really pretty amazing!

WL: Today we are going to learn more about that!

T: I wanna learn about that, too! I am goin' ta get ready to learn. I'll see ya next week!

WL: Bye, Tracker!

T: Bye! *(Tracker leaves)*

Transition: *You will need to develop a transition based on song choice.*

Song 2: *Song of your choice*

Pray

Bible Lesson Introduction

Pray: *Praying out loud is one way to help preschoolers learn to pray in a public setting. Expect children to show focus and show respect to God by folding their hands, bowing their heads, and closing their eyes when they pray in the classroom.* We are going to talk to God right now. Let's pray and ask God to help us to listen and learn today.

Find It: Today we are going to be learning from the book of Galatians. It is actually a letter that was written by a man named Paul. The book of Galatians is in the New Testament. Can everyone say "Galatians"?

Timeline: *Point to Paul on the Bible timeline to show where you are learning from today.* Paul told people about Jesus after Jesus went to live in heaven.

Introduction to the Bible Lesson:

Does anyone remember what Tracker was given at swimming lessons? *Allow them to answer.* (A helper) Today, we are going to learn about a very special Helper that God gives us. God's Helper doesn't help us swim, like Tracker's helper did, but He does help us to become more like Jesus. How do we get this Helper?

Scripture Outline

The first gift

God's first gift to us was His Son, Jesus. What did Jesus do for us? (He died for our sin) Sin is anything we think, say, and do that is against God. We all sin, every single one of us. This makes God really sad. *Hold up the dark page of the Wordless Book.* Our punishment for sin is that we cannot be part of God's family. We will be separated from God forever.

Because God loves us so much, He made a plan to forgive our sins. *Hold up the red page.* He sent His Son, Jesus, to die on the cross. When He did that, Jesus rescued us from sin by taking the punishment for our sin. But it is our choice if we want to be rescued from our sin. If we ask Jesus to forgive our sin, He will! Do you know what happens when our sin is forgiven? We become God's child, and we are a part of the family of God. And someday, after our bodies stop working, we will get to live with God in heaven! *Hold up the gold page.* Isn't it wonderful that God made a way for us to be saved from our sin?

Did you know there is another special gift God gives us when we trust in Jesus to save us from our sin?

The second gift

Paraphrase of Acts 2:38:

The Bible tells us that after we ask Jesus to forgive our sins and be the leader of our lives, we get to have the Holy Spirit with us all the time. Remember how I said we were going to learn about a special Helper God gives us? Well, that's who the Holy Spirit is. Two things that the Holy Spirit helps us do are to understand the Bible and choose right from wrong.

It's hard not to sin

Paraphrase of Galatians 5:16-17: (Skip Galatians 5:18-21)

God wants us to live in a way that makes Him happy. But it isn't always easy. *Hold up a picture of a full cookie jar.* Who likes cookies? Yeah, me too! Let's pretend that your mom just made fresh cookies and dinner won't be ready for a loooong time. You want a cookie really badly, but your mom said you have to wait until after dinner to have a cookie. Would it be hard or easy to wait patiently for a cookie? I agree, it would be hard to wait patiently.

Hold up a picture of siblings playing together. What about when you are playing with your brother, sister, or friend and they take your favorite toy without asking? You would want to cry or yell, or maybe even hit them, even though it would be better to be patient and let them have a turn. It sure can be hard to choose the right thing.

The Helper and the fruit of the Spirit

God knew it wouldn't be easy to choose the right thing. That's why He gave us a Helper, the Holy Spirit. We can ask God to help us make the right choices, and the Holy Spirit will give us the courage we need to do it!

Did you know that the Holy Spirit helps us choose the fruit of the Spirit? I'm not talking about the kind of fruit we eat, like grapes, apples, and oranges. Let's hear what the Bible says about the fruit of the Spirit.

Read Galatians 5:22-23

Recap: These are ways that we can grow to be like Jesus. Let's look at my pictures and see if you can tell me what some of these words mean. *Hold up your pictures of children acting out five fruit of the Spirit (love, kindness, self-control, patience, and gentleness). Help children identify which fruit is being displayed in each picture. Allow children and leaders to give other examples of how they can display the fruit of the Spirit.*

Conclusion

Wow! You did a great job learning the fruit of the Spirit! When you choose to live out the fruit of the Spirit, you grow to be more and more like Jesus, which gives God lots of joy! You can have joy, too, when you know you are acting like Jesus. Don't forget, it's not always easy, so you can ask God to help you. That's why He gave us a Helper, the Holy Spirit. Everyone say, "I will ask God (*pause*) to help me grow (*pause*) to be more like Jesus!"

Review Questions: What did we discover today?

1. Do we all sin? (Yes)
2. Is it always easy or sometimes hard to choose the right thing? (Sometimes hard)
3. What gift does God give us after we ask Jesus to forgive our sins? (The Holy Spirit—our Helper)
4. What is the Holy Spirit's job? (To help us live like Jesus)
5. What are the fruit of the Spirit? (Ways that you choose to be like Jesus - love, joy, peace, patience, kindness, goodness, faithfulness, gentleness, and self-control)
6. How does it make God feel when we choose to be like Jesus? (Joyful/happy)

Discover Time

Transition to Discover Time: It brings me so much joy when I choose to show the fruit of the Spirit. Should we try to live out some of them today? Let's go!

Do Right: I will ask God to help me grow to become more like Jesus.

Goal: To give children the opportunity to practice putting three traits of the fruit of the Spirit into action.

Location: Large indoor or outdoor space

Supplies:

- Dolls
- Band-aids or Elastoplast/bandage

- Clock with a second hand
- Washable markers and/or crayons
- Cardstock cards with “I love you—that’s a fruit of the Spirit!” (one per child, see appendix)

Setup Instructions: Create the following stations:

- Station 1: Dolls and Band-aids
- Station 2: Clock
- Station 3: Cardstock cards and markers and/or crayons

Instructions for the DT Leader:

1. Explain to children that they are going to get to practice three fruit of the Spirit. Then have children repeat a prayer in which you ask God to help you show the fruit of the Spirit during the activity.
2. Take them to Station 1 and say, “Here we are going to practice kindness. Let’s pretend these dolls have some owies. Can you put a bandage on the dolls to help them get better? That sure would be kind.”
3. Take them to Station 2 and say, “Here we have the chance to show patience. It can be hard to wait. Remember, patience means ‘waiting nicely’. Let’s sit quietly for one whole minute and wait to go to our next station.”
4. Take them to Station 3 and say, “At our last station we get to practice love! We are going to make cards to give to someone in our families to show them how much we love them!”
5. Let the children decorate their cards. Help them write who their card is for on the front of the card and put the child’s name on the back of the card.

Classroom Review Time

Lead Teachers ~ Connecting the DT to the Lesson: You did a great job practicing the fruit of the Spirit today!

Reviewing the Know Right

Supplies:

- Chairs
- Music

Instructions:

1. Have the children play musical chairs.
2. Every time the music stops, and they find a seat, have the group shout out, “God helps me become more like Jesus!”

Think Right Activity while waiting for parents

Supplies:

- Activity sheet with “I can ask God to help me grow to be more like Jesus”, along with some flowers, the nine fruit of the Spirit, and 2 Peter 3:18a (see appendix)
- Washable markers or crayons

Instructions:

1. Explain that just like green grass grows, we can grow to be more like Jesus when we choose to show the fruit of the Spirit.
2. Allow children to color their activity sheet as leaders talk about different ways we can show the fruit of the Spirit.

Optional: Have children follow your directions and color each word a specific color as you discuss that fruit of the Spirit.

Previous Quarter Overview

Year 2 – Quarter 4

During the past year, we have learned and grown from our study of God's Word. In the Old Testament, we got to know Joseph and his family, we wandered through the desert with Moses and the Israelites, and we journeyed to the Promised Land with Joshua and the Israelites. In the New Testament, we walked with Jesus through Matthew's account of His birth, life, death, and resurrection. Finally, we learned how to stand firm from the first Christians in the early church, as we spent time in the book of Acts. Now it's time to head back to the Old Testament and discover what is in the books of Judges and Samuel.

We begin our study with the judges of Israel. In the midst of Israel's great disobedience, we find Gideon humbly threshing wheat. God chose Gideon to destroy a pagan idol and lead the Israelites as God delivered them from the evil Midianites. Although Gideon saw himself as a small, weak man, God gave him signs that helped him obey with confidence. Through Gideon's requests and God's faithful encouragement, we learn God is with us all the time.

Samson, like Gideon, was a man called by God to be a judge to lead Israel. One of God's gifts to Samson was legendary physical strength. Instead of using this gift of strength to obey God, Samson compromised God's purposes and pursued his own desires. This disobedience, and Samson's subsequent failure to repent, resulted in tragic consequences and ultimately Samson's death. The account of Samson's life helps us understand that we should say "no" to sin.

We move on to a widowed Moabite girl named Ruth. In the face of difficult circumstances, Ruth demonstrated God's command to love others. Ruth selflessly put the needs of her mother-in-law, Naomi, above her own safety and security. Through her obedience, God blessed Ruth with a loving husband, a baby boy, and, most importantly, a place in the genealogy of Jesus. Ruth's example reminds us to love others.

We find another example to follow in the life of Hannah, who knew the importance of prayer. Although Hannah had lived in bitter sadness because she was unable to have a child, instead of turning away from God during this difficult time, she poured out her heart to Him in prayer and asked for a son. God answered her prayer with a son, whom she committed to God for a lifetime of service. Hannah showed us that we should pray.

Hannah stayed true to her vow and gave Samuel to God as His servant for life. As Samuel ministered under Eli, the priest at the tabernacle in Shiloh, God called Samuel and taught him through His Word. Samuel grew up listening to God. Through the life of Samuel, we are reminded to listen to God.

God used Samuel as a faithful leader in the land of Israel, but the Israelites were stubborn and hard-hearted. They wanted a human king who would lead them in battle so they could be like the nations around them. God's desire was for the Israelites to depend on Him and His power, so He clearly warned them of the consequences of having a human king. In spite of the miraculous protection Israel had received from God, they chose to reject Him, and they demanded a human king. God granted their demand. Unlike Israel, we need to choose God's way.

When Israel demanded a king, God knew the truth of their hearts. They wanted to look like and be like the nations around them; nations who depended on men and man-made gods instead of depending on the one true God. God chose Saul, a man who had the appearance of a king, to grant their hearts' desire. He graciously equipped Saul with the power of the Holy Spirit. Instead of humbly walking in faith

with God, Saul allowed his pride to grow and he fell into great disobedience. He became more concerned about how he looked to people instead of how he looked to God. Although Saul was what Israel had asked for, God showed great mercy and rejected him as king. From Saul's tragic reign as king, we are reminded to put God first.

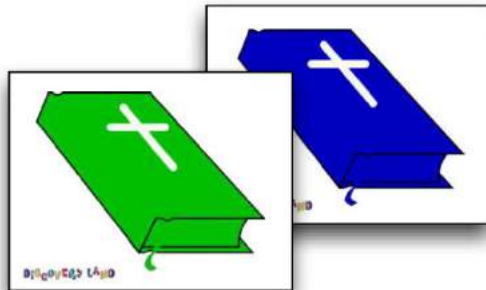
Although it would be a long time before Saul was removed from the throne of Israel, it was time for God to show Samuel the next king. He sent Samuel to Bethlehem to anoint one of Jesse's sons. This time, God rejected all seven of Jesse's oldest sons, each of whom had the appearance of a potential king. Instead, God informed Samuel that the next king would be chosen not according to his outward appearance, but for what God saw in him. Jesse's youngest son, David, would be the next king, because God saw that David loved and obeyed Him from his heart. David's obedience should inspire us to praise God for knowing everything about us and valuing what is in our "inside" rather than our physical appearance.

It didn't take long for David's heart to be revealed to King Saul and the soldiers of Israel. On a day when King Saul and his troops were positioned to battle their Philistine enemies, David providentially visited his three oldest brothers at the army encampment. While there, David witnessed the mighty Philistine warrior, Goliath, taunting the Israelite army. Walking in faith, David volunteered to combat the daunting enemy with his sling, five stones, and most importantly, with the strength He received from God. David conquered the enemy, delivered Israel from the Philistines, and gave all the credit to the Lord. Just as David was given the strength to defeat the enemy, when we are in life's battles, God will give us the strength to live for Him.

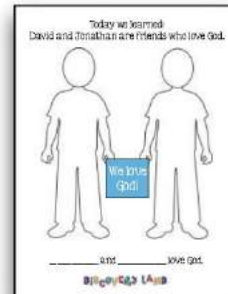
As we come to the end of another quarter, we should pause and consider all we've learned. These lessons from the Old Testament have taught us deep truths about who God is and how we can respond in love and obedience. When we remember God's Word, we grow in our relationship with Him.

Preschool Printable Resources


Year 3 - Quarter 1 (Africa Version)




Lesson 1 Box - Bibles



Lesson 2 Know Right Activity
Outline of two kids



Lesson 4 Box
Kind and Unkind kids



Lessons 4, 7, and 9
Think Right Activity
Wordless Book Matching
Game




Lesson 5 Water
Pictures of locations



Lesson 6 Play-Doh and LEGO
Help sign




Lesson 6 Classroom Review
Yes & No signs (8.5x11 and 11x17)




Lesson 8 Art
Thank you for giving
me what I need



Lesson 10 Sand
Pictures of locations



Lesson 12 Box
Palace features



Get on Track Lesson:
Fruit of the Spirit
I Love You card



Get on Track Lesson:
Fruit of the Spirit
Activity Sheet



THE WORDLESS BOOK - PRESENTING THE GOSPEL TO CHILDREN

The Wordless Book is the primary way we share the Gospel with children in Discovery Land. Throughout the curriculum, you will notice that we refer to it on a weekly basis as you present the Gospel message.

Each color has a simple meaning and a key verse that will help children understand the true meaning of God's love and how they can have a personal relationship with Him now and for eternity.

The Wordless Book is a tool that outlines a clear Gospel message. For older children, you may feel that this tool has become repetitive, but after reviewing test results, we learned our older children know the key word, color, and verse, but often they do not know how to use it as a tool to share or defend their faith. Keep this in mind as you role model the Gospel message to your children each week.

Occasionally try using the Gospel outline without referring to the colors. After you are done, ask children what this reminds them of. Or begin sharing the Gospel by expressing the joy you have by being clean (saved) from the sin in your life.

It is important to tie in the joy of becoming part of God's family. When you become a Christian, God is your Heavenly Father and you join all Christians as part of His church family.

Using the Wordless Book:

Gold - The gold page reminds us of God's love for us and how we, as Christians, can have confidence that someday we can go to Heaven. John 14:2 says, "In my Father's house are many rooms; if it were not so, I would have told you. I am going there to prepare a place for you." Heaven is real...and is a perfect, literal place. It will be filled with happiness, joy, streets of gold, a perfect family, and the presence of God Himself.

But there is one thing that is not in Heaven...and that is sin.

Dark - The dark page represents sin. Sin is anything we think, say, or do that displeases God. Examples of sin are cheating, stealing, and gossiping. These are things that are not going to be in Heaven and things that displease God. Romans 3:23 says, "For all have sinned and fall short of the glory of God." The penalty of sin is eternal death, meaning we can't go to Heaven, but there is hope...

Red - The red page reminds us of Jesus. Jesus is God's only perfect Son who came to this earth to live a perfect life. Because of His perfect life, only He could take the punishment for our sin. Hebrews 9:22b says, "...and without the shedding of blood there is no forgiveness." Jesus did shed His blood, and because of that, He is the only way to Heaven. It is not by good works (Ephesians 2:8-9), it is only through the gift of Jesus. It's a personal choice if we want to accept this free gift of Jesus. But wait, I need to tell you something...Jesus didn't stay dead, He rose again and had victory over sin!

Clean - The clean page reminds us that if we believe in these truths, our sin is forgiven. Acts 16:31 says, "'They replied, 'Believe in the Lord Jesus, and you will be saved -

you and your household.'" Believe and you will be saved from the penalty/punishment of your sin. Your sin can be forgiven and you can be washed clean. But that is a choice that each individual needs to make.

Green - The green page reminds us that once you ask Jesus to forgive you of your sin, He wants you to grow closer to Him. It's a *relationship*, not a religion. He becomes the leader of your life. Because He is the leader, you will want to grow...like grass in the warm summer months (green). 2 Peter 3:18a says, "But grow in the grace and knowledge of our Lord and Savior Jesus Christ." We grow closer to Him by reading our Bible, praying, and obeying His Word.

This sounds pretty cool, doesn't it? No matter how old you are, it's a choice you have to make for yourself! You can choose today to accept this amazing truth. If you want to choose to ask Jesus to be your Savior and Lord, you need to pray, or talk to God, about it. God is real, and He can hear you when you pray.

If you'd like to make this decision, you can pray about it right now:

1. Admit you are a sinner...tell Him about the sin you struggle with and how you know they displease God. (**dark**)
2. Tell Him you believe that Jesus died and took the penalty for your sin. (**red**)
3. Personally ask Jesus to forgive you of your sin and become the leader of your life. (**clean**)
4. Thank Him for forgiving you and being the new leader of your life.

If you have truly asked Jesus to save you and be the leader of your life, you can know that your sin is forgiven and that you are a child of God.

Additional Tips:

To help coach children toward salvation, the DL program provides the *Coaching Kids for Salvation* card.

Coaching Kids For Salvation

After the Gospel is presented by the teacher...
...during the lesson, invite children to a quiet location if they want to make a decision.

Making sure the child is ready for salvation:
Ask: I think I know why you came to talk to me; but, would you tell me?
Answers may vary from "I want to go to Heaven," "I have sinned," "I love Jesus," or "I don't know." If child says, "I don't know," encourage them to go back to class and you can talk more later.

Checking to see if the child has an understanding of the Gospel:
Ask: Can you tell me anything about the Wordless Book?
Allow the child to explain the Gospel to you. Don't expect perfection. Look for an understanding of sin and the need for Jesus to forgive them of their sin.

Allowing the child to personalize the need for a Savior:
Ask: Have you sinned? How have you sinned?
Show child *Romans 3:23* in your Bible.
If the child denies sin in their life, they are not ready to go further in this discussion. If the child can tell you about sin and personalize that they have sinned, you can continue with the conversation.

Ask: Who can forgive your sin?
Answer should be Jesus.

Ask: What did Jesus do for your sin?
Show child *Hebrews 9:22b* in your Bible.
Have child put their name in the sentence, "Jesus died for _____'s sin."

Ask: What happened after Jesus died for you?
Answer: "He rose again!" (*1 Corinthians 15:3b-4*)

DISCOVERY LAND

Making a personal choice:
Ask: What would you like Jesus to do for you?
Answers may vary: "Take away my sin," or "Take the punishment for my sin."

Say: In *Acts 16:31*, it says that if we believe in the Lord, Jesus Christ (point to the red page) you can be saved (dark page) from your sin (clean page).

Ask: Would you like to pray and ask Jesus to take away your sin?
If a child says, "No," tell the child to continue to think about it through the week and and talk to you next week if they would like to.

If a child says, "Yes," say, "Why don't you pray and tell Jesus you have sinned, that you believe in Him, and that you need Him to forgive your sin."

Allow child to pray. If the child needs coaching with words, inform them that you will help them, but they need to remember they are talking to God and they need to really mean what they are saying.

Assurance of salvation:
Following the prayer, ask: What did Jesus just do for you?
Allow child to answer: "He saved me from my sin."

Ask: How do you know?
Allow child to answer: "The Bible tells me so."

Hebrews 13:5b teaches us that when we ask Jesus to be part of our lives, He will never leave us. Use your fingers (starting with your pinky) and say: "Jesus will never leave _____."

"I am so excited about the decision you made today. Why don't we go back to class and tell the Teacher/Shepherd about what happened." (Allow the child to explain what happened.)

Adapted from CEF salvation training.

DISCOVERY LAND

To assist you with presenting the Gospel and beginning to disciple a child, the DL program provides the *Believe It or Not?* booklet, the *Now What's Next?* booklet, and the *I Believe* bookmark.

The *Believe it or Not?* booklet explains the Gospel using Scripture, kid-friendly definitions, and the Wordless Book framework. It is a great tool to explain the Gospel to an interested child, and/or to send home with a child who wants to consider trusting Jesus as their Lord and Savior.



If a student chooses to trust Jesus as their Lord and Savior, the *Now What's Next?* booklet is a great introduction to what it means to live the Christian life. It briefly covers topics such as who they are in Christ, spiritual disciplines, such as worship and prayer, and being a part of the family of God.



Following a child's decision to trust Christ as their Savior, the *I Believe* bookmark can be filled out as a reminder of this important decision. The bookmark remains with the student and the tab at the end is filled out and turned in to DL leadership so we can rejoice with the student.

Acknowledgements and Permissions

Sincere thanks to Shawn Thornton, Pastor of Calvary Community Church in Westlake Village, CA for the use of the Think, Do, and Feel Right concept. This idea, with the addition of Know Right, became the structure of each Bible-centered lesson in this curriculum. We greatly appreciate that he has allowed this idea to land and remain in this curriculum, so others can be equipped to teach children to Know, Think, Do, and Feel Right.

We are grateful for the invaluable partnership we have with Awana International and for granting us permission to reference Awana® within the Discovery Land curriculum and training materials. We have seen God use the relationship between this Sunday curriculum and mid-week Awana® ministries to create a strong and lasting impact on students around the world.

Awana is a registered trademark of Awana Clubs International. Used with permission. Appleton Alliance Association, Inc. operates independently from Awana Clubs International and is solely responsible for the contents of this curriculum.

Scripture taken from the HOLY BIBLE, NEW INTERNATIONAL VERSION®. NIV®. Copyright © 1973, 1978, 1984 by International Bible Society. Used by permission of Zondervan. All rights reserved worldwide.

LEGO® is a trademark of the LEGO Group. All rights reserved.

Play-Doh® is a trademark of Hasbro, Inc. All rights reserved.



DISCOVERY

LAND GLOBAL

In cooperation with



Awana Africa
90-3rd Street/CNR Chinamano,
Harare, Zimbabwe