

DISCOVERY LAND

Year 3 – Quarter 3

Elementary Curriculum

Adapted for use in Africa



Year 3 – Quarter 3

Elementary Curriculum

Adapted for use in Africa

A Note About Curriculum Adaptations

With permission from Discovery Land Global, the original creator of this curriculum and resources, a team from Awana Africa has adapted the content, contextualizing it for use across Africa.



A Message from Kris Smoll

Dear Leaders,

What an incredible blessing it is to bring the Bible to life and teach our students the Word of God. This quarter we will walk with our students through the life, death, and resurrection of our Savior. Please take time to first listen to God's voice as you read the Scripture, and then dive into the curriculum.

As you prepare and lead each week, let me encourage you to keep your focus on the harvest! 2 Corinthians 6:2b tells us that "...now is the day of salvation." Many of you have tilled the soil and planted the seed, and now you're waiting. Use this quarter to continue to pray for your students and invite them to have a personal relationship with Jesus Christ. What a joy it is when a child's eyes are opened to truth and they surrender their life to the one and only Almighty God. Don't give up!

I look forward to watching God do amazing things in the lives of our leaders, so students around the world will clearly see the one true God!

Stay strong!

Kris Smoll
Executive Director of Discovery Land Global

Table of Contents

Year 3 – Quarter 3

Understanding the Curriculum	5
Syllabus.....	9
Quarter Overview	11
Lesson 1: Jesus heals a paralyzed man	13
Lesson 2: Jesus raises a dead girl and heals a sick woman	19
Lesson 3: Jesus teaches that a right attitude toward God is more important than traditions	26
Lesson 4: Jesus raises Lazarus from the dead.....	32
Lesson 5: Jesus washes the disciples' feet	37
Lesson 6: Peter denies Jesus	42
Lesson 7: Jesus appears to the disciples and others	48
Lesson 8: Jesus returns to heaven and the Church Age begins.....	53
Lesson 9: Ananias and Sapphira are dishonest.....	58
Lesson 10: Stephen stands firm for Jesus	62
Lesson 11: Philip tells the Ethiopian about Jesus	68
Lesson 12: True wisdom comes from God's Word	73
Appendix	
Topical Lesson: Good News (Easter)	75
Topical Lesson: Heaven.....	80
End-of-Class Review Games	86
Printable Resources Overview	90
Wordless Book – Presenting the Gospel	92
Acknowledgements and Permissions	94

Understanding the Curriculum

Overview

The curriculum is designed to be a FUN, ENGAGING, and EFFECTIVE way to inspire kids to know and love God. It is strategic and purposeful and considers the spiritual development of children beginning at six months of age and continuing through their transition to middle school ministry.

The curriculum was developed to teach students:

1. **The Bible:** the big picture of the Old Testament and New Testament as a whole, unified revelation of God's truth to us.
2. **The Gospel of Jesus:** salvation by grace through faith as presented throughout the entire Bible.
3. **The Basics of Christianity:** life transformation through prayer, worship, evangelism, Scripture memory, baptism, communion, tithing, fellowship, serving, missions, etc. (complete list, by age, available in the On Track Map).

Elementary Lessons are based on a KNOW RIGHT → THINK RIGHT → DO RIGHT → FEEL RIGHT structure

Know Right:	A key passage from Scripture - 2 Timothy 2:15
Think Right:	A key Scripture verse to meditate on during the week - Psalm 1:2
Do Right:	The challenge to live God's Word - James 1:22
Feel Right:	The result of applying the lesson and having a biblical worldview rather than a secular worldview - Psalm 23

Leaders

Each class typically has three leaders: Lead Teacher, Discover Time Leader, and Shepherd.

LEADER TIPS

All leaders remain with their class throughout the entire morning, engaging with students and assisting as needed.

Smaller classes may combine the DT Leader and Shepherd positions.

Lead Teacher: Responsible for teaching a solid Bible lesson that captures the students' attention and creates spiritual growth by following the curriculum, as well as providing leadership of the students and other volunteers throughout the morning.

Discover Time Leader: Responsible for leading a 15-minute educational, energetic, team-focused, and interactive Discover Time activity as stated in the curriculum.

Shepherd: Responsible for encouraging and coaching students throughout the morning, including connecting students with a friend and helping first-time visitors feel welcome.

Elementary Program Overview

The program for elementary students is made up of five components:

1. Pre-Service Review Game
2. Worship
3. Discover Time
4. Bible Lesson
5. End-of-Class Review Game

These pieces all tightly connect to produce an environment of Total Time Teaching where every minute matters and students are engaged in learning the main point of the lesson or an On Track Map objective.

SUGGESTED SCHEDULE

-:20	Volunteers ready and prepared to welcome students as they arrive
-:15	Pre-Service Review Game
:00	Worship
:15	Discover Time
:30	Bible lesson
:60	End-of-Class Review Game
:65	Parents pick up students

Pre-Service Review Game

LEADER TIPS

Leaders who are not welcoming students as they enter should assist and encourage all students during the pre-game. Cheer them on!

Make sure visitors feel welcomed and try to match them up with a new friend from your class.

The pre-service review game is designed to be a fun, high-energy way to review previous lessons and topics from the On Track Map. It makes the most of that time when kids are trickling in, and it is the first thing the parents see!

The pre-service review game instructions are found in the Resources Booklet.

Worship

Worship is designed to:

- Introduce the lesson of the day
- Teach what worship is
- Model authentic worship
- Encourage participation in worship

On a regular week, we will worship with two or three songs. The worship curriculum is in the Resources Booklet.

LEADER TIPS

Encourage students to be respectful and participate by doing the hand motions and/or just standing out of respect. Leaders should prevent and correct any disruptive behavior.

Discover Time

Discover Time (DT) activities are designed to engage and challenge students through hands-on learning. Through the DT, they will experience an emotion or response that will help them personally connect to the Bible lesson. Occasionally the DT activity will be used to make a “memorable picture” of the Bible lesson for students such as the feel, smell, or taste of something in the Bible narrative.

LEADER TIPS

Make sure that you understand in advance how the DT connects to the lesson and how the activity is going to work. If you are unsure, contact your ministry leader. And remember, lead with enthusiasm; DTs are an exciting part of the morning for the kids!

Bible Lesson

The Bible lesson is a teacher-led, classroom experience that brings the Bible to life for students. The Gospel is woven into every lesson. There is a Scripture outline to help guide the lesson:

Section heading: This is for the teacher's information only (not dialogue).

Read: Scripture to read out loud to the class from your Bible.

Recap: After reading the portion of Scripture, take time to explain what it means. The "recap" often asks a question, defines key words, or restates the big picture of what you read at a child's level.

Paraphrase: This means you do not need to read it straight from the Bible (due to time, length of verses, or it is covering a difficult topic that needs to be made more child friendly). Please do not read the paraphrased text to your class directly from the curriculum.

Suggested steps for preparing your Bible lesson:

1. Pray for God's direction and leading. Also spend time praying for your students by name.
2. Read the Scripture from your Bible - highlight key points. This curriculum is developed on the foundation of God's Word, and the teaching of His truth by the Holy Spirit. It is critical that all leaders read the Scripture passage before reading the Scripture outline in the lesson. Curriculum may contain errors, but the Bible is inerrant.
3. Read the review questions for the lesson.
4. Read the curriculum.
5. Plan your lesson. Be sure to use the DT activity transition to introduce and/or highlight the Do Right point in your lesson.
6. Make your lesson come alive with props, pictures, or actions, utilizing the creative ideas in the curriculum.
7. Practice the lesson so you can "Bring the Bible to Life" with excitement in your voice and good eye contact with your students
8. Teachers should always have their Bibles open during the entire lesson, so students know the account is coming from the Bible. All students should open their Bibles to the scripture passage as directed by the teacher (see the "Find It" section in the Introduction to the Lesson). (Younger students may require assistance.) Due to a limited amount of time and the value we place on students using their Bibles, please do not read the lesson from a Bible storybook.

End-of-Class Review Game

Simple end-of-class review games are provided in the appendix of the curriculum. Discover Time Leaders or Shepherds lead the review game as parents are picking students up, while the Lead Teacher hands out Tracker's Treasures and connects with the parents.

LEADER TIP

Reword review questions, turn them into True/False questions or offer multiple choice answers to better suit the age level of the class.

Classroom Resources

The following teaching tools are provided in the classroom:

- Bible Timeline
- Wordless Book
- Top 12 verses
- *Coaching Kids for Salvation* cards
- *Believe it or Not?* booklets
- *I Believe* bookmarks
- *Now What's Next?* booklets
- Old and New Testament books of the Bible posters
- Tracker Tickets
- Feel Right poster
- Bible Times Map

Tracker Tickets

Tracker Tickets can be earned by students throughout the morning and can later be spent at the Discover Market. Students earn an average of 8 tickets per week.

Currency Rate

3	Bringing their Bible (K-2nd) / <u>Using</u> their Bible (3rd-5th)
2	Actively participating in class
1	Demonstrating the fruit of the Spirit
1-5	Discover Time Activity (specified in the curriculum)
5	Completing Tracker's Treasures and returning coupon
10	Visitor and the friend who brought the visitor

Tracker's Treasures

Tracker's Treasures are colorful, kid-friendly take-home papers for families. It is an important way that we partner with parents. It educates them about what their child is learning and challenges them to apply the lesson in their home throughout the week. After completing the family challenge activity, students can return the coupon to their teacher for five Tracker Tickets.

Elementary Syllabus

Year 3 – Quarter 3

Lesson 1

Mark 2:1-12

Know Right:

Jesus heals a paralyzed man.

Think Right:

Acts 16:31 (Top 12)

Do Right:

I will bring others to Jesus.

Feel Right:

I can feel bold when I bring others to Jesus.

Lesson 2

Mark 5:21-43

Know Right:

Jesus raises a dead girl and heals a sick woman.

Think Right:

Psalms 147:5

Do Right:

I will depend on God's great power.

Feel Right:

I can feel encouraged when I depend on God's great power.

Lesson 3

Mark 7:1-23

Know Right:

Jesus teaches that a right attitude toward God is more important than traditions.

Think Right:

Micah 6:8

Do Right:

I will ask Jesus to help me live humbly for God.

Feel Right:

I can feel humble when Jesus helps me to live for God.

Lesson 4

John 11:1-53

Know Right:

Jesus raises Lazarus from the dead.

Think Right:

Proverbs 3:5-6 (Top 12)

Do Right:

I will trust Jesus through the good and bad times in my life.

Feel Right:

I can feel hopeful because I trust Jesus.

Lesson 5

John 13:1-17

Know Right:

Jesus washes the disciples' feet.

Think Right:

1 Corinthians 15:58 (Top 12)

Do Right:

I will be a humble servant.

Feel Right:

I can feel kind when I serve others.

Lesson 6

Mark 14:12 – 15:47; Luke 22:31-34

Know Right:

Peter denies Jesus

Think Right:

Romans 1:16a

Do Right:

I will boldly stand firm for Jesus.

Feel Right:

I can feel confident when I boldly stand firm for Jesus.

Lesson 7

Mark 16:1-8; John 20:2-10, 20:19-20, 21:1-17

Know Right:

Jesus appears to the disciples and others.

Think Right:

1 Corinthians 15:4b-5

Do Right:

I will know that Jesus gave evidence proving He is alive.

Feel Right:

I can feel confident knowing Jesus is alive.

Lesson 8

Acts 1:1 - 2:4

Know Right: Jesus returns to heaven and the Church Age begins.

Think Right: John 14:1-3

Do Right: I will be ready to obey Jesus.

Feel Right: I can feel faithful when I am ready to obey Jesus.

Lesson 9

Acts 4:32 – 5:11

Know Right: Ananias and Sapphira are dishonest.

Think Right: Leviticus 19:11

Do Right: I will tell the truth.

Feel Right: I can feel honest when I tell the truth.

Lesson 10

Acts 6:1 – 8:3

Know Right: Stephen stands firm for Jesus.

Think Right: 1 Corinthians 15:58 (Top 12)

Do Right: I will stand firm for Jesus.

Feel Right: I can feel confident when I stand firm for Jesus.

Lesson 11

Acts 8:1-5, 8:26-40

Know Right: Philip tells the Ethiopian about Jesus.

Think Right: Ephesians 2:8-10

Do Right: I will serve God.

Feel Right: I can feel excited when God allows me to serve Him.

Lesson 12

Review Day

Know Right: True wisdom comes from God's Word.

Think Right: 2 Peter 3:18a (Top 12)

Do Right: I will remember God's Word.

Feel Right: I can feel wise when I remember God's Word.

Topical Lesson: Easter

Good News!

Know Right: Jesus is alive!

Think Right: 1 Corinthians 15:57

Do Right: I will know Jesus had victory over death. He is alive!

Feel Right: I can feel confident knowing Jesus is alive.

Topical Lesson

Heaven

Know Right: Jesus is preparing a place called heaven for those who believe in Him as their Savior.

Think Right: John 14:2-3

Do Right: I will believe that I can live in heaven forever.

Feel Right: I can feel excited that I can live in heaven forever.

Quarter Overview

Year 3 – Quarter 3

This has been an incredible season of celebrating Jesus and all He's done for us! From the prophecies to His birth, from His miracles to His teaching, from His love for us to His plan for our lives, we have experienced some of the wonder of knowing Jesus and growing in Him. This quarter we continue to grow in this knowledge as we travel on through Jesus' life here on earth to His death and glorious resurrection. As we learn together, we will become stronger and more equipped to stand firm for Jesus.

We all know people who don't believe in Jesus. They may think He's a myth, or they may know about Him and believe He was a real person, but they haven't believed in Him to be saved from their sin. They are spiritually paralyzed – unable to walk in His Spirit and truth. In Jesus' time here on earth, there were four men who had a friend who was paralyzed – unable to walk. These four men did everything in their power, defying all obstacles, to enable their friend to encounter the Savior. Because of their determination, their paralyzed friend was able to walk away on his own two feet with his sin forgiven. These four men showed what it means to bring others to Jesus.

Jesus began to show His power on earth at a wedding where He turned water into wine. His power was displayed again when He healed both the man who had been blind from birth and the paralyzed man brought by his friends. Jesus healed many others as well. Word about Him continued to spread, and crowds of people flocked to Him. Although most of the Jewish leaders refused to believe that Jesus' miracles proved He was God's Son, one leader named Jairus, when his daughter was sick and dying, came to Jesus to plead for her life. While Jesus was on His way to the little girl, a woman who had bled for twelve long years touched Jesus' cloak to be cured. When Jesus stopped to identify her, messengers came to tell Jairus it was too late, his daughter was already dead. Jesus encouraged Jairus not to be afraid, but to believe. Jairus's faith was rewarded when his dead daughter returned to life. The sick woman and Jairus are powerful examples of how we should depend on God's great power.

The Pharisees rejected Jesus because He healed people on the Sabbath, and His disciples failed to follow the rigid Jewish traditions, such as the ceremonial washing of hands. But the rules Jesus and His disciples broke were not scriptural, they were man-made traditions. Jesus pointed out their hypocrisy and explained that it is not the specific rules people follow that make them grow in holiness, rather it is a correct attitude toward God. The sins we've committed can only be washed away by the purity of Jesus' blood, and we can only grow in holiness by living humbly for God.

In addition to His twelve disciples, Jesus was close to two sisters, Martha and Mary, and their brother Lazarus. When Lazarus became ill, the sisters sent word to Jesus. Instead of rushing to the rescue, Jesus deliberately delayed until Lazarus had died. Upon Jesus' arrival, both Martha and Mary expressed their steadfast faith in Him, mixed with the bitter pain of losing their dear brother. Jesus asked to be taken to the place where Lazarus had been buried four days earlier. In what would be the pinnacle of His miracles, Jesus brought His dead friend back to life. From their deepest grief, the sisters were able to experience their greatest joy, and teach us to trust Jesus through good times and bad.

Jesus had shown through His miracles and His teaching exactly who He was, and the time for His death was drawing near. During what would be their last meal together, Jesus taught His disciples what it truly means to be a servant leader. Jesus, the one through whom the world was made, took the role of a humble servant and lovingly washed and dried His disciples' feet. By doing this, He turned the worldview of His disciples' upside down. This demonstration of our Savior's servanthood convicts us all to be a humble servant.

Jesus made it clear to His disciples that He would be betrayed, die, and on the third day rise to live again, yet they still did not understand. In his self-confident manner, Peter declared his unending loyalty

to Jesus, even to the point of death, but Jesus confronted Peter with the truth. Before the rooster crowed twice that day, Peter would deny Jesus three times. However, Jesus also made this promise – He had prayed that Peter’s faith would not fail, and that Peter would return to strengthen his brothers. When Jesus’ prediction came true, Peter experienced the agony of his failure. When Jesus’ resurrection came true, Peter experienced the grace of his Savior. As we walk through Easter with Peter, let’s remember to boldly stand firm for Jesus.

After Jesus died and rose again, Peter and the other disciples saw evidence, with their own eyes, that Jesus was really alive in human form. Evidence proved that He was alive: He ate, had conversations, walked, and did miracles. There is no doubt that He had defeated sin and death and because of this we can confidently know that Jesus gave evidence proving He is alive.

Jesus spent 40 days on earth after His resurrection, teaching the disciples and preparing them for what was to come. Before He ascended into heaven, Jesus gave them a final promise and a mission. He promised that the Holy Spirit would come and equip them, so they could become witnesses and share the Gospel around the world. But first, the disciples needed to prepare. After Jesus ascended to heaven, the disciples obeyed. They returned to Jerusalem and prepared to be witnesses. Their example shows us that we can be ready to obey Jesus.

After Jesus’ resurrection and ascension, the Christian church began. Jesus’ followers lived devoted lives, boldly sharing the Gospel and selflessly sharing in fellowship. Their unity is an amazing testimony of a life centered on Christ. An exception was Ananias and Sapphira, a husband and wife among the early Christians, who tested the Holy Spirit with their conspiracy to fraudulently contribute from their wealth. Their punishment was swift and severe. They serve as a shocking example to help us remember to tell the truth.

The truth of the Gospel continued to be sown and the early church rapidly grew. This growth required the twelve disciples to seek assistance to meet the daily needs of Jesus’ followers. The twelve chose seven faithful men to be their helpers, one of whom was named Stephen. Stephen performed miraculous signs as a testimony of God’s presence, and this drew strong opposition from Jesus’ enemies. When false charges were brought against Stephen, he fearlessly recounted the history of Israel and confronted his accusers with the murder of their Savior. In response, he was stoned and became the first Christian martyr. In his death, Stephen displayed to us the potential cost when we stand firm for Jesus.

Stephen’s death was followed by a great persecution of those who followed Jesus. A result of this persecution was the scattering of the disciples into the north and south of Israel. The message of the Gospel was therefore spread, and the body of Christian believers expanded. God was at work, and His plan would not fail. Included in that plan was an encounter between Philip and an official of the queen of Ethiopia. The Ethiopian man was a seeker returning home from a trip to worship in Jerusalem. The divinely ordained meeting achieved its purpose when God used Philip to lead this seeker to salvation in Christ. This account shows us how important it is, no matter what the circumstances, to be ready to serve God.

Our study of the New Testament now concludes as we take a day to remember the many important truths we have studied to grow in the grace and knowledge of our Lord and Savior. In a few weeks, we return to the exciting times of the Old Testament where we will watch God work in amazing and powerful ways in the lives of many people. Until then we remember God’s Word and live it out each day of our lives.

Lesson 1

Mark 2:1-12

Know Right:	Jesus heals a paralyzed man.
Think Right:	“Believe in the Lord Jesus, and you will be saved – you and your household.” Acts 16:31 (Top 12)
Do Right:	I will bring others to Jesus.
Feel Right:	I can feel bold when I bring others to Jesus.

GET READY!

There are many who are lost, without the hope and grace found in Jesus. We were once the same, but by grace we have been saved! This week we will be learning about the importance of bringing others to Jesus. Only He can truly heal emptiness and pain, and only He can offer salvation and eternal life. Let's pray that we will model for our students how to boldly bring others to Jesus.

Pray: Pray that God will open the eyes of your students to recognize that there are millions of unsaved people in our world that desperately need Jesus. Also pray for any unsaved students in your class. Ask God to bring them to your class this week, and that they would make a personal decision to receive Jesus as their Savior.

Read: Mark 2:1-12

Know Right: Jesus heals a paralyzed man

We all know people who don't believe in Jesus. They may think He's a myth, or they may know about Him and believe He was a real person, but they haven't believed in Him to be saved from their sin. They are spiritually paralyzed – unable to walk in His Spirit and truth. In Jesus' time here on earth, there were four men who had a friend who was paralyzed – unable to walk. These four men did everything in their power, defying all obstacles, to enable their friend to encounter the Savior. Because of their determination, their paralyzed friend was able to walk away on his own two feet with his sin forgiven. These four men showed what it means to bring others to Jesus.

GET SET!

Lead Teacher's Notes:

- This lesson covers a short passage of Scripture that may be read in full, with additional teacher commentary, as well as adding in questions and answers in between the verse passages. Teachers should always have their Bibles open during the entire lesson, so students know that the account comes from the Bible. All students should open their Bibles to the Scripture passages noted in the lesson below. Assistance may be required for younger grades and visitors.
- You will need index cards and markers for all students.

- Please refer to the Children's Ministry Resource Bible: page 1202 (Map: The Life of Jesus); page 1241 (Lesson: Jesus Heals a Paralyzed Man); page 1268 (Introduction to the Gospels).
- Students often struggle when asked to think of a friend who does not know Jesus. They may say, "All my friends know Jesus." They say this because their friends may know about Jesus, but not truly believe in Him for their salvation and live for Him. Knowing about Jesus and believing in Him for salvation are two different things. As a teacher, you need to explain this a bit more by utilizing the Wordless Book and giving more details on what it means to be a Christian. Explain that salvation is not about good works like going to church, being baptized, etc.



Creative Ideas for the Bible Lesson:

1. Turn your classroom into the scene of this event. Have a stretcher hanging from the ceiling and have students sit around the hanging stretcher with tables that form a square or "U" shape.
2. Act out the story using action figures, LEGO people, etc. Cut a hole in the roof of a shoebox to demonstrate how the friends lowered the stretcher into the crowd of people below.
3. When students walk into the room, have them place the names of friends who do not know Jesus on a stretcher in the center of your room. Occasionally challenge students to think if they would be willing to bring these friends to church, share the Gospel, or even pray for them on a regular basis. Ask how they could work as a "team" at school to bring this friend to church. It's one thing to hear the lesson, but it's another thing to do the lesson!

GO!

Pre-Service Review Game and Worship

Worship Leaders lead review game, followed by worship. Details in Resources Booklet.

Discover Time: It's an emergency!

Goal: To teach students the urgency of **bringing** others to Jesus.

DT Activity: Box Station

Supplies:

- Twin sized bed sheets that will serve as stretchers (one per team)
- Stuffed "paralyzed men" (have fun making life-sized stuffed men!) (one per team)
- An obstacle course with a starting line and a finish line; it should be wide enough for two teams to go at the same time with obstacles to go over, under, around, etc. (a long hallway, a gym, or outside are great locations for this DT)
- Tracker Tickets
- Bonus option: To make the challenge more difficult, add a cup of water next to the paralyzed man. The goal is to not tip the water during the obstacle course.



Instructions for the DT Leader:

1. Divide class into teams, with approximately six to eight students per team.
2. Give each team a stretcher to carry their paralyzed man. Have the team spread out around the stretcher so that each team member is helping to carry the paralyzed man.

3. Have two teams line up at the starting line.
4. Challenge teams to **bring** the man to the finish line through the obstacle course without dropping their paralyzed man.
5. If a team drops their man or knocks over part of the obstacle course, they must return to the beginning of the obstacle course.
6. If a team member is not helping, the team must return to the beginning of the obstacle course.
7. The first team to successfully complete the obstacle course and cross the finish line with their paralyzed man on the stretcher will win two Tracker Tickets for each team member.
8. Repeat with additional teams.

Mission Station – *The Mission Lesson can be downloaded from the DLG website.*

Bible Lesson Introduction

Lead Teachers ~ Connecting the DT to the Lesson: In today's Discover Time activity, you were helping or focusing on a person who was in need. They needed to be rescued. Do you know there are people all around you, students in your school, in your neighborhood, etc., that are in need? Today, we are going to learn about a man who also had a great need. Listen carefully and find out what his and your friends' greatest need is.

Note: If your DT was in the Mission Station, please highlight how people around the world are lost and need Jesus.

Pray: *Encourage one of your students to lead your class in prayer. Pray specifically for students that are in class today and for the many children who do not know Jesus as their Savior all around the world, that they will hear and understand God's holiness, goodness, and plan of salvation for all people.*

Find It: Is Mark in the OT or the NT? (NT) Let's open our Bible to the book of Mark, chapter two, verse one.

Timeline: Mark is in the NT on our timeline. Can you find the time when Jesus walked on earth on our timeline? *Have students point.*

Introduction to the Quarter and Bible Lesson:

We've been learning about how God sent His Son, Jesus, to earth as a man for a very important reason. That reason was for Jesus to take the punishment that we deserve for our sin (*dark page of the Wordless Book*), so we can be saved (*white page*), live for Him in this life (*green page*), and have eternal life in heaven (*gold page*). *Use your Bible timeline to point out Jesus' birth, life, death, and resurrection.*

Remember, the Israelites were God's special people. He chose Jesus, the Savior of the world, to come from their family! *Use the Bible timeline to point to this in history.* But it's sad because most of the Jewish people, who lived when Jesus did, knew about Him, but they did not believe He really was God who had come to save them. No matter how incredible Jesus' miracles were most of the Jewish people still would not believe in Him. It's the same thing today; there are people in your school or on your sports teams or in your family who may know *about* Jesus, but they do not believe in Him to be saved from their sin. However, some of the Jewish people did believe, and they showed how much they believed by what they did. Today we are going to learn about something all of us who believe in Jesus should do.

Scripture Outline: Mark 2:1-12

Jesus enters Capernaum

Read Mark 2:1

Recap: Who can remember where Jesus was born? (Bethlehem) Where did He live when He was growing up? (Nazareth) When Jesus began to preach, He moved to a town called Capernaum. God had given prophecies about Jesus in all three of these towns! Prophecies mean that God said it and then it actually happened. People can still go to these cities today and see historical evidence that Jesus and His disciples were there.

Lead Teacher's note: Reference Micah 5:2, Matthew 2:23, and Matthew 4:12-16; all of these prophecies prove the accuracy of the Scripture.

People come to Jesus

Read Mark 2:2

Recap: Why were all these people coming to see Jesus? (Some wanted to hear the new teaching Jesus was preaching about, and some wanted to be healed from their sickness and other things) Do you think all these people who came to Jesus believed He was God? (No, some believed, but some didn't) This crowd was a little like our church. Some people come and they listen, but they don't truly believe.

Four friends bring their paralyzed friend to Jesus

Read Mark 2:3-4

Recap: Wow! These four men didn't let anything stop them from bringing their paralyzed friend to Jesus. Do you know what it means to be paralyzed? It means that you can't move parts of your body by yourself. This man couldn't move his body to get to Jesus on his own, so his friends brought him to Jesus. Even though they couldn't get in the door because of the crowd, they found a way. What did they do to bring their friend to Jesus? (They took him up to the roof, made an opening, and lowered him down to Jesus on a mat/stretchers) They didn't say it was too hard and give up, did they? They remained focused and did whatever was needed to bring their friend to Jesus! This reminds me of your Discover Time today. Many of you raced and remained focused to accomplish your goal, just like these men did. Why would they do this? How would you describe these men? Would you say they were bold? (Yes)

Think about your friends who need Jesus. Do you do whatever you can to bring them to Jesus, or do you say it's too hard, make up excuses, and give up? What are some ways you can bring people to Jesus? *Allow students to respond. Suggest ways to bring people to Jesus if they struggle to answer (for example: pray for them, invite them to church, share the Gospel with them through the Wordless Book, etc.) Now would be a great time to share a short story about how you've brought someone to Jesus.*

Let's find out what happened when these four men lowered their paralyzed friend to see Jesus.

Jesus forgives the paralyzed man's sin

Read Mark 2:5

Recap: What was the very first thing Jesus did when He saw these four men and their paralyzed friend? (He forgave the paralyzed man's sin) Everyone who looked at that man could see that he was paralyzed. I'm sure the man and everyone around him was expecting Jesus to heal his body. But what did Jesus do for him first? He forgave him of his sin! Is there anything more important in this life than having your sin forgiven? (No)

Gospel

What about you? In Acts 16:31, it says we need to believe in the Lord Jesus Christ to be saved from our sin. Are you saved from your sin? Have you made this decision and asked Jesus to rescue you from your sin? If not or if you're not sure and you'd like to talk about it, we're going to give you a chance to do that. You can move to the hallway. Those who are confident that they have trusted Jesus or who don't want to talk about it can stay here and we will continue to learn about the man who was paralyzed. *Allow students to move by designating one leader to go to the hallway.*

So, let's see what happens next!

The religious teachers don't believe Jesus is God

Read Mark 2:6-7

Recap: There were some religious teachers sitting there, and they didn't believe Jesus was God's one and only Son. They knew only God could forgive people's sin, so they thought Jesus was a liar! But was Jesus lying? Definitely not! What do you think Jesus did? Let's find out.

Jesus proves Himself by healing the paralyzed man

Read Mark 2:8-9

Recap: Jesus knew exactly what they were thinking. What do you think was easier to do? Do you think it was easier for Jesus to just say that the man's sins were forgiven or to get up and walk?

When the man's sins were forgiven, could anyone know for sure that it really happened? (No) But, if Jesus told the man to get up, take his mat and walk, would the people who were watching know if the man was healed or not? (Yes, they would see it with their own eyes) Who is the only One who can forgive sins? (Jesus) Who is the only One who can heal someone who is paralyzed by just telling the person to walk? (Jesus) Let's see what Jesus did next.

Jesus still does miracles

Read Mark 2:10-12

Recap: The man was healed from being paralyzed! Jesus really showed His power! Now people should have known Jesus really was God! But guess what; even though some people believed and praised God after this miracle, there were still some who chose not to believe in Him. This happened a long time ago, but God still does miracles, and people today can still choose to believe in Jesus.

Conclusion

Weren't the friends of the paralyzed man awesome? They brought their friend to Jesus, and he was healed from being paralyzed and his sin was forgiven! Even though it was hard for the men to bring their friend to Jesus, they took their friend to be healed. *Refer to today's Discover Time.* Don't you want to be that kind of friend? When we are willing to do the "hard work" so our friends can see and understand Jesus, we get to be a part of how God is working in their lives!

Do Right and Feel Right

DT Leader and Shepherd: hand out index cards and markers, while the Lead Teacher gives the following instructions: I want you to think of a friend who needs Jesus. Write his or her name on your index card. In a moment, we're going to pray and ask God to give you many opportunities to bring your friend to Jesus. On your way home from church today, talk to your parents about how this friend needs Jesus and ask them to help you connect with your friend's parents so you can bring them to church.

Sometimes it's hard to bring others to Jesus, but when we are Christians, we should not let those hard things stop us from trying. Let's pray right now and ask God to help us bring our friend to Jesus.

End-of-Class Review Game: What did we discover today?

1. Why did so many people come to see Jesus? (To hear Him preach and to be healed)
2. Why did the four friends bring their friend to Jesus? (For him to be healed from being paralyzed)
3. When they couldn't get to Jesus because of the crowd, what did the four friends do? (They took their paralyzed friend to the roof, made an opening, and lowered him to see Jesus)
4. When did Jesus forgive the paralyzed man's sins? (When Jesus saw his and his four friends' faith)
5. When the Jewish teachers didn't believe Jesus was God, what did Jesus do? (He healed the paralyzed man so he could walk again)
6. What is more important: to be healed from something that's wrong with your body, or to be forgiven of your sin? (To be forgiven of your sin)
7. What example did the four friends give to us? (The importance and urgency of bringing others to Jesus)
8. Name some ways you can bring others to Jesus. (Pray for them, invite them to church, share the Gospel with them, etc.)

Lesson 2

Mark 5:21-43

Know Right:	Jesus raises a dead girl and heals a sick woman.
Think Right:	"Great is our Lord and mighty in power; His understanding has no limit." Psalm 147:5
Do Right:	I will depend on God's great power.
Feel Right:	I can feel encouraged when I depend on God's great power.

GET READY!

Our Think Right verse this week declares the power of God. In times of crisis, we can call out to Him in faith, knowing that He will always hear and understand. What an encouraging promise! As we prepare this week, let's ask God to sharpen our awareness of His power.

Pray: Pray that as you teach God will reveal Himself to your students so they can know how stable, rock-solid, and dependable He is. Pray for students by name that they will truly seek to know truth this week.

Read: Mark 5:21-43

Know Right: Jesus raises a dead girl and heals a sick woman

Jesus began to show His power on earth at a wedding where He turned water into wine. His power was displayed again when He healed both the man who had been blind from birth and the paralyzed man brought by his friends. Jesus healed many others as well. Word about Him continued to spread, and crowds of people flocked to Him. Although most of the Jewish leaders refused to believe that Jesus' miracles proved He was God's Son, one leader named Jairus, when his daughter was sick and dying, came to Jesus to plead for her life. While Jesus was on His way to the little girl, a woman who had bled for twelve long years touched Jesus' cloak to be cured. When Jesus stopped to identify her, messengers came to tell Jairus it was too late, his daughter was already dead. Jesus encouraged Jairus not to be afraid, but to believe. Jairus's faith was rewarded when his dead daughter returned to life. The sick woman and Jairus are powerful examples of how we should depend on God's great power.

GET SET!

Lead Teacher's Notes:

- Please refer to the Children's Ministry Resource Bible: page 1251 (Lesson: The Raising of Jairus's Daughter); page 1351 (Lesson: The Raising of Lazarus from the Dead).
- How do you pronounce Jairus? (jay-EYE-ruhs)
- This lesson covers a short passage of Scripture that may be dramatically read in full, with additional teacher commentary, questions, and answers added in between verse passages.
- Spiritual death and life wraps around the concept of the soul. The body (the flesh) is temporary while the soul is forever. One of the best ways to explain this to a child is a wrapper on a candy bar. The wrapper represents our body, while the candy bar on the inside represents the soul.

When a person dies, the wrapper (body) is left behind, but your soul - everything else that makes you who you are - goes to heaven. The soul is what is forgiven and will be able to spend eternity in heaven. Once in heaven, we will all receive a perfect body that will last for eternity. We can depend on this truth both now and into eternity.

Creative Ideas for the Bible Lesson:

1. This is a great lesson to incorporate drama into the classroom. Select leaders or students to act out the lesson, with your assistance, as you teach.
2. Create a blank comic strip bookmark for your students. As you teach, have students sketch out the main points. Challenge students to put the bookmark in their Bibles to remember during the week what they have learned in this lesson.
3. Show a map and explain where this event took place. Highlight that this location still exists today!

GO!

Pre-Service Review Game and Worship

Worship Leaders lead review game, followed by worship. Details in Resources Booklet.

Discover Time: Depend!

Goal: To experience what it means to really **depend** on something.

Discover Time Leader's notes:

- If your students were asked what they did in their DT today, would they answer by using the word **"depend"**? Make sure you really emphasize the concept of **"depending"** on something today.
- Make sure you read and understand how this activity connects with the lesson.
- Sadly, many of our students have learned they cannot depend or rely on other people, even those they should be able to trust. Today, they will learn that they can depend on God's great power all the time.
- **"Depend"** means to place your trust in or upon; to rely on it.

DT Activity: Water Station or large open space

Supplies:

- Green and red balloons (one balloon per student based on team color)
- Two timing devices - 1) a smartphone or stopwatch for the Teacher, and 2) a toy clock or timer (it should semi-work, but it shouldn't look dependable) for the Shepherd
- Two clipboards and markers to record scores
- Two stools for timer/scorekeepers to sit on
- Tracker Tickets

Setup instructions: Create a large square area with flags or painter's tape. Have the balloons ready to go in large garbage bags, so they are easy to hand out. The Teacher and the Shepherd should carefully read over this DT, so they know their roles.

Instructions for the DT Leader:

1. Divide class into two equal teams as they check-in during the Pre-Service Review Game / Worship (mark hands with red or green).
2. As students arrive at Discover Time, have them stand inside the large square.

3. Inform students that when you say, "Go!", students should release their balloon in the air. They are responsible to keep their own balloon in the air at all times. If their balloon goes out of the square or drops to the floor, they are out and should sit outside the line with their balloon.
4. Your team will earn points based on how many team balloons are up in the air when the heat ends.
5. Tip: Students can play offense with balloons by knocking the opposite team's balloons out of bounds. They can also help a teammate by keeping their balloon up if needed.
6. This is a timed event. Each heat will be three minutes. (Usually, students will get more aggressive with knocking down the opposite team's balloons when time is running out. Note: Your timer/scorekeeper is critical. They will announce the remaining time periodically throughout each heat and track points.
7. Explain to students that they will need to pick one official timer/scorekeeper. The timer/scorekeeper should be super **dependable** to make sure the game is fair. Once you announce this, you (the DT Leader), the Teacher, and the Shepherd should do the following:
 - The Teacher should instantly pull out their smartphone or stopwatch and the Shepherd should hold up their toy/undependable clock. Both should act like they are eager and ready to be the official timer/scorekeeper.
 - The Teacher should be confident and highlight that their phone is fully charged (or the batteries are ready to go in the stopwatch), they are focused, they will be quick to start and stop the timer, they have reviewed the rules of the game, and they are ready to roll.
 - The Shepherd should hold up the toy clock and ask the DT Leader to review the rules one more time because they are unsure of when to start and stop the timer. They should look confused.
 - The DT Leader should ask the students: "Kids, you can make the call, who do you think should be the official timekeeper of this event? Who is the most **dependable** to make sure the time of each heat is accurate, and the scores are recorded accurately?"
 - Students should pick the Teacher and the game should begin. Note: If your kids chose the Shepherd (the less dependable timer/scorekeeper), let that person do it! Make sure that it is very unfair (have them call the end of the round after just a few seconds, walk away in the middle of the round, etc.). When the kids start complaining that it's not fair, ask if they want the other, more dependable timer/scorekeeper and let them switch.
 - The Shepherd should act like they are surprised they were not picked...they had a clock, they had a timer stool, etc. (Students may shout out why the Shepherd wasn't picked. Note: The DT Leader should NOT jump in with a lecture on why the Shepherd is not dependable.) The Shepherd should continue to act undependable during the DT, possibly by walking away for a while, talking about how tired they are, getting confused on the rules, getting a drink, asking if they can go to the bathroom or start daydreaming while sitting on the stool.
 - The Teacher needs to be super **dependable**, so the students can experience what this word actually means. They should model how careful and **dependable** they are by accurately timing each heat, recording the scores accurately, and announcing the correct winner at the end of the event.
8. Give each student a balloon that matches their team's color and begin the first heat.
9. Continue to emphasize how **dependable** the Teacher is throughout the DT. You can reinforce this by asking, "What if I took away the timer/scorekeeper? Would you like that? No, because you're **depending** on the timer/scorekeeper to make sure the right team wins!"
10. Do several heats as time permits.
11. When the time is up, award students on the winning team five Tracker Tickets each.

Bible Lesson Introduction

Lead Teachers ~ Connecting the DT to the Lesson: Today you had to depend on our timekeeper to help you. Did they help? How? Have you ever truly depended on a person or object to help you through a difficult situation? What does the word “depend” really mean? (It means to place your trust in or upon; to rely on it) Is it easy or hard to depend on a person or an object?

When we talk about depending on God’s power, what does that mean? (Believing that God is all-powerful, and calling on His power to help you) Do you understand that we can confidently depend on God’s power? You can depend on God a lot more than you depended on our timekeeper in our Discover Time activity!

Pray: *Have a student open your class in prayer. Remind students it is an honor and privilege to lead a group of people in prayer. Make sure that the other students in the class understand that they should be praying silently along with the student who is leading the class in prayer; this will help them remain focused. At the end of the prayer, teach students that the word “Amen” means “to agree with”.*

Find It: Today our lesson is found in the book of Mark, chapter 5, verses 21-43. Where is the book of Mark found in the Bible - the Old or the New Testament? (NT)

Timeline: Where on the timeline can you find when Jesus lived here on earth? *Point to the timeline.*

Introduction to the Bible Lesson:

Last week we learned about some men who brought their friend to see Jesus. Was it easy or hard to get to Jesus? (Hard because of the crowds of people and because the man could not walk) Jesus healed the man’s body **and** healed (took away) his sins. Our lesson challenged us to bring people to Jesus, even when it’s hard. Did you have an opportunity to tell another person about Jesus this past week or bring them to church? *Allow students to share.* Today we’re going to learn about two people who had some very big problems. They needed to depend on God’s power to get through these difficult challenges.

Scripture Outline: Mark 5:21-43

Jairus comes to Jesus with a huge problem

Read Mark 5:21-23

Recap: Jesus had been showing His great power by doing a lot of miracles, so people could see He really was God. What are some of Jesus’ miracles that we’ve learned about recently? (He turned water into wine, healed the man who had been blind from birth, and healed the paralyzed man) What do these things teach us about God? *List character traits.*

Did the Jewish leaders and teachers believe in Jesus? (No, most did not)

Let me tell you about one Jewish leader named Jairus (jay-EYE-ruhs) who had a huge problem. His little girl was sick and about to die. This made Jairus sad and very scared. Who had the power to help Jairus? (Jesus) Because Jairus had heard that Jesus could heal people, he went to Jesus and begged Him for help. Remember, Jairus was a Jewish leader and most of the Jewish leaders wanted to kill Jesus! What do you think Jesus did?

Jesus goes to help Jairus

Read Mark 5:24

Recap: Jesus went with Jairus. Jesus wasn't worried, was He? (No) Do you think Jairus wanted Jesus to hurry? (Yes, his daughter was about to die) But something happened when they were on the way to Jairus' house!

A woman comes to Jesus with another big problem

Read Mark 5:25-29

Recap: This poor woman. She had a problem, too. She had been sick for twelve years! That's a long time to be sick, isn't it? And she had spent **all** her money depending on the doctors to make her well, but they couldn't help her. God gives us doctors to help us when we're sick, but sometimes they just can't help us. But who did have the power to help this woman? (Jesus) Did the woman go to Jesus and beg Him to heal her? (No) What did she do? (She sneaked up behind Jesus to touch His clothes) Why did she do that? (She depended on Jesus so much, she believed if she touched Jesus' clothes, His great power would heal her) Was she right? (Yes) What do you think Jesus did?

Jesus stops to talk to the woman

Read Mark 5:30-34

Recap: What did Jesus say healed the woman? (Her faith in Jesus) The woman depended on Jesus' great power to heal her. Jesus even called her "daughter." What about Jairus? How do you think he felt waiting around because of this woman's problem when his daughter was dying? Do you think he was getting fearful that his daughter was getting worse?

Do you ever have a problem you want God to help you with, but it doesn't seem like He's helping you? Do you get impatient? Do you get frustrated or scared or maybe even angry? Our Think Right verse is Psalm 147:5. *Read it to students.* If you have trusted Jesus as your Savior, you can depend on God's power. He gave us this verse, so we can think about it and use it when we have problems. Let's see what happened next with Jairus.

Jairus hears that his daughter is dead

Read Mark 5:35

Recap: Oh, no! What happened? (Jairus' daughter died) How do you think Jairus felt now? (Probably hopeless) And the men from his house told him to give up. But let's listen closely to what Jesus said to Jairus.

Jesus encourages Jairus

Read Mark 5:36

Recap: Jesus encouraged Jairus by saying, "Don't be afraid; just believe." Think about it. Jairus could have been really mad at Jesus for not getting to his daughter before she died. He could have given up and stopped depending on Jesus and gone home to bury his dead daughter. But what did Jairus need to do in this horrible situation? He needed to **depend** on Jesus' great power, just like we need to. How often do you feel afraid and hopeless about something, but instead, you need to stand firm and depend on God's great power?

Ask students to think of and share a brief example of a difficult or scary situation in their life. It could be their own or a family member's sickness, moving, losing a friend, their parents' divorce, a storm, the dark, etc. You can also briefly share a situation from your own life; just make sure it's age-appropriate for your class. Ask your children's ministry leader if you have any questions about appropriateness.

Let's get back to God's Word to see what Jesus did.

People laugh at Jesus

Read Mark 5:37-40a dramatically

Recap: Why do you think these people laughed at Jesus? Have you ever had people laugh at you when you were depending on God or talking about Him?

It isn't easy to be laughed at. At times like this, we need to "Think Right" and

"Do Right." Do you think Jesus meant that the girl had just fallen asleep like we do every night? Or do you think Jesus knew something these people didn't know? Let's find out!

Lead Teacher's note: John 11, the account of Lazarus, contains another example of Jesus using the sleep/dead terminology (vs. 11-14).

Jesus raises Jairus' daughter from the dead

Read Mark 5:40b-43

Recap: Wow! Jesus raised this little girl from the dead! Aren't you amazed at His great power? Isn't it awesome that Jairus chose to depend on God's great power?

Conclusion

Jairus came to Jesus because he wanted Jesus to heal his sick daughter. But as Jesus stopped to heal a woman, Jairus found out his daughter had died. Jairus could have given up, but instead, Jairus depended on God's great power. Because Jairus had faith, Jesus raised his precious little girl from the dead. Isn't Jesus amazing?

Do Right and Feel Right

Younger Students: Do you depend on God's power? Will you this week? I challenge you to memorize Psalm 147:5 this week. It's written in your Tracker's Treasures take-home paper. If you already know the verse and you are a Christian, I want you to say it every day and really think about totally depending on God's power every day of your life. If you have not trusted in Jesus to save you from your sin and made Him the leader of your life, but you want to get to know Him, I have a special booklet for you.

Give them a Believe It or Not booklet. Have a classroom leader take students in the hallway or off to the side and go through the booklet as the rest of class plays the review game.

Older Students: *Use the Wordless Book.* Do you depend on Jesus' great power? Has He raised you from the dead? Do you know what that means? First, we have to understand what it means to have a soul (*explain the soul using the information that is in the teacher's notes*). Before we trust in Jesus, even though our bodies are alive, we are spiritually dead and separated from God because of our sin (*show dark page*). That means when our bodies die, we would not go to heaven (*show gold page*) where everything is perfect and there is no sin. **But**, if we choose to have faith in Jesus to save us from our sin (*show red page*), He washes them away (*show white page*). That means He has raised us from being spiritually dead to being spiritually alive forever! That means when our bodies die, our souls will go to heaven (*show gold page*) and will live with God forever, and we will be given new bodies! But until we get to heaven, we need to be like Jairus and depend on Jesus and keep learning about His great and mighty power (*show green page*). If you've never trusted in Jesus to save you from your sin, would you like to learn how to do it right now? *Opportunity to share the Gospel through the Wordless Book.*

End-of Class Review Game: What did we discover today?

1. Who was Jairus? (A Jewish leader)
2. Why did Jairus come to Jesus? (He wanted Jesus to heal his dying daughter)
3. What happened when Jesus was on the way to heal Jairus' daughter? (Jesus stopped to talk to a woman; because of her faith, Jesus used His great power to heal her from her sickness)
4. How did Jesus encourage Jairus after his daughter died? (He said, "Don't be afraid; just believe")
5. What did people at Jairus' house do when Jesus said the little girl wasn't dead but asleep? (They laughed)
6. What did Jesus do for Jairus' dead daughter? (He told her to get up; she stood up and walked around)
7. Did Jairus depend on Jesus' great power? (Yes)
8. Name some ways you can depend on Jesus' great power.

Lesson 3

Mark 7:1-23

Know Right:	Jesus teaches that a right attitude toward God is more important than traditions.
Think Right:	“He has showed you, O man, what is good. And what does the Lord require of you? To act justly and to love mercy and to walk humbly with your God” Micah 6:8
Do Right:	I will ask Jesus to help me live humbly for God.
Feel Right:	I can feel humble when Jesus helps me to live for God.

GET READY!

How do we live a holy life, and is that even possible this year? Rather than evaluating whether you have checked the boxes of holiness (such as by tithing or volunteering), spend time this week examining your heart. When we live humbly for God, we naturally grow in holiness as the fruit of the Spirit shines through our lives. And instead of looking down on the “less holy” around us, we can see others through God’s eyes and love as He loves.

Pray: Pray specifically that parents will make it a priority to put God first in their homes this week. Pray that parents will walk humbly with the one true God as they grow in holiness.

Read: Mark 7:1-23

Know Right: Jesus teaches that a right attitude toward God is more important than traditions

The Pharisees rejected Jesus because He healed people on the Sabbath, and His disciples failed to follow the rigid Jewish traditions, such as the ceremonial washing of hands. But the rules Jesus and His disciples broke were not scriptural, they were man-made traditions. Jesus pointed out their hypocrisy and explained that it is not the specific rules people follow that make them grow in holiness, rather it is a correct attitude toward God. The sins we’ve committed can only be washed away by the purity of Jesus’ blood, and we can only grow in holiness by living humbly for God.

GET SET!

Optional Bonus Activity:

Note: *two actors needed*

You will notice that there will be two “inspectors” visiting Discovery Land this week. They will observe students and “take notes” on clipboards. As they do this, they will ask questions about what **traditions** students follow: Did the pre-service review game last the **traditional** fifteen minutes? Did every student bring a Bible? What version is it? Did worship start exactly on the hour? Why are they taking advice from other students, when **traditionally** it should be a leader giving advice? The inspectors will emphasize the word “**traditions**.” They also may peek in your classroom windows and watch the children leave at the end of class.

Lead Teacher's Notes:

- The “holiness” mentioned in this lesson refers to *sanctification*, not *justification*. That is, we are referring to becoming more like Jesus (green page of the Wordless Book), not getting saved (white page of the Wordless Book).
 - Sanctification: being made holy (This is the gradual process by which a saved person becomes more like Jesus, growing in holiness and overcoming sin.)
 - Justification: being made right with God (This is the one-time event during which a person accepts Jesus as their Savior, and their sins are washed away.)
- This lesson covers a difficult but short passage of Scripture that may be dramatically read in full, with additional teacher commentary, questions, and answers in between the verse passages.
- Even though this is a difficult lesson to teach, be assured that it is very applicable to the students in your class. Most students know someone who believes that certain rituals or traditions will help them get to heaven: baptism, prayer rituals, attending church, good deeds, etc. Our goal is to teach students how to respond in humility so they can lead with love and guide others toward a genuine saving knowledge of Jesus Christ.

Creative Ideas for the Bible Lesson:

1. Box props! Set five boxes on your table and under each box have objects that represent traditions that some people believe will help them earn their salvation: a pile of fake money, calendar and a church building (regular church attendance), a basket of food (giving to the needy), a lanyard (volunteering at church), and a small tub of water with a small doll (baptism). Reveal the traditions at the appropriate time in your lesson.
2. Wax museum! As you teach the lesson, bring people to the front of your class and turn them into “wax mannequins” so you can shape and move them. Have one person be Jesus, two others to be Pharisees, and one a disciple. Shape the Pharisees’ fingers to be pointing at the disciple with a face of frustration. As you teach, add props to the Pharisees to show the “weight” of traditions; such as food, washcloth (unwashed hands), cups, pitchers, etc. As you present the Gospel, take off the traditions and lay them by the foot of a cross to remind students that it is not by works, but by faith alone in Jesus.

GO!

Pre-Service Review Game and Worship

Worship Leaders lead review game, followed by worship. Details in Resources Booklet.

Discover Time: Breaking with tradition

Goal: To help students give up **traditions** and **humbly** follow a new plan.

DT Activity: Art Station

Supplies:

- White postcards (or construction paper/manilla paper/plain paper) with bubble letters that say, “Walk humbly with God.” Micah 6:8 (see appendix)
- Poster with the verse Micah 6:8 (see appendix); or write the verse on a poster board (hang on the wall near the Art Station)
- Crayons, fine tip markers, and/or colored pencils
- Tracker Tickets

Instructions for the DT Leader:

1. Divide the class into teams of three students.
2. Have students look at the poster as you read it out loud to them and point to each word.
3. Say: When we have trusted Jesus as our Savior, He wants us to live **humbly** for Him. That means He wants us to love doing things His way, not our own way. Today we are going to work on coloring postcards, but not the **traditional** way! Listen carefully.
4. Explain that each team must decide which color to color each letter, so the members of their team will end up with identical postcards.
5. Inform students that the team that works together best and **humbly** follows the suggestions of their teammates will win two Tracker Tickets each. (The point is not to check which team got the exact colors/designs to match, but to reward the team with the best attitude.)
6. Allow students to work on the project. Meanwhile, leaders should walk around and observe which students **humbly** work together and accept their teammates' suggestions.
7. When time is up, award two Tracker Tickets per person to the team that **humbly** worked together best.

Mission Station - The Mission Lesson can be downloaded from the DLG website.

Bible Lesson Introduction

Lead Teachers ~ Connecting the DT to the Lesson: Did you see the “inspectors” walking around during Discover Time today? What were they up to? They looked official, but they seemed very concerned about the little things, like how many minutes you read your Bible each day, or whether our DT was “holy” enough for God’s house. What kind of rules were they wanting us to follow? Who made up those rules? Hmmm...strange...let’s see if our lesson can help us figure out what that was all about.

If your Discover Time was in the Mission Station: *Emphasize how missionaries have to give up many of their normal ways of doing things when they move to a new country, but that they are willing to give up their traditions and live humbly for God in order to help people learn about Jesus.*

Pray: *Have a student open your class in prayer. Remind students it is an honor and privilege to lead a group of people in prayer. Make sure that the other students in the class understand that they should be praying silently along with the student who is leading the class in prayer; this will help them remain focused. At the end of the prayer, teach students that the word “Amen” means “to agree with”.*

Find It: Our lesson is found in the New Testament in the book of Mark, chapter 7 (the big number in your Bible), verses 1-23 (the little numbers in your Bible).

Timeline: Today we will continue studying the life of Jesus. *Point to the timeline.*

Introduction to the Bible Lesson:

In spite of all the amazing miracles Jesus did, many of the Jewish people chose not to believe that Jesus was God’s Son. If the Jewish religious leaders admitted that Jesus was God’s Son, people would start listening to Jesus and stop listening to them and obeying their man-made traditions. Then they wouldn’t seem so important anymore. What is it called when we want people to think we are important? (Pride) The people who did believe in Jesus were humble enough to give up their own way of life and live humbly for God.

In order to hold on to their high positions, the religious leaders kept trying to catch Jesus doing something wrong. They figured if they caught Jesus doing something wrong, they could show the

people that Jesus wasn't who He said He was. But there was a problem with that - Jesus never did anything wrong, and Jesus **is** who He says He is. He **is** God's Son, and He **is** the Savior of the world!

Scripture Outline: Mark 7:1-23

Jewish religious leaders question Jesus about hand washing

Read Mark 7:1-5

Recap: What's the big deal about eating with unwashed hands? Of course, you might eat some germs and dirt along with your food, but do you think that's a sin? (No) It's a good idea to wash your hands, but it's a man-made rule. Do you remember when God gave Moses and the Israelite people the Ten Commandments? *Point this out on your Bible timeline.*

God gave these laws so the Israelite people would know how to live for Him. If they humbly followed His instructions, they would grow to be more holy, like God is holy. Living a holy life means you humbly live God's way, not your own way. If they lived holy lives, then God promised to give them many blessings. Then the people who lived in other countries could see that Israel's God was the real God, and they would make Him their God, too!

But the leaders added new rules and routines to God's laws. When people have a certain way they always do things, or a man-made rule they follow, this is called a "tradition." God didn't make these traditions, people did. The Pharisees had so many of them, they were very hard to follow. One tradition was that people's hands had to be washed in a special way before they ate. If they didn't follow this man-made rule, the religious leaders said they were breaking God's law. When you break God's laws, it's called sin. When Jesus' disciples ate without doing the traditional handwashing, the religious leaders accused them of breaking God's law. But was that really a sin? (No)

Even today, some religions teach that people must follow man-made laws to be holy, such as eating certain foods or wearing certain clothes. While some traditions can help us be more like Jesus - such as reading a chapter of the Bible every day - traditions can never save us. Ephesians 2:8-9 tells us that we are saved by grace, not by doing good things. *Read or recite Ephesians 2:8-9.* While it is good to be careful about what we eat or what we wear, these things don't save us. And our attitude before God is much more important than what traditions we follow! *Refer to the Discover Time activity.*

Let's see what Jesus said to the men who looked down on others for not following these traditions.

Jesus calls the Jewish leaders hypocrites

Read Mark 7:6-8

Recap: Jesus called the religious teachers and the Pharisees "hypocrites." A hypocrite is someone who acts like they are doing the right thing, but their attitude is all wrong. On the outside, they might look like they live a holy life, but on the inside, they don't love God.

Suppose someone in our class is also in your class at school. At church they sing, and they answer questions in class, and they act like they live God's way. But when they are at school, they use bad words, talk about bad things, and watch bad things on the internet. Would that person be a hypocrite? (Yes)

Do you ever do anything like that? Do you act like you're a Christian at church, but in your neighborhood or at school, you do things your own way instead of God's way? That's being a hypocrite.

These religious leaders weren't living God's way. They weren't being humble; they were being prideful. They thought they were better than other people. But they were really living their own way, **and** they were making it hard for others to humbly live God's way.

Jesus gave them a perfect example of something they didn't do God's way. Let's read about it.

Jesus gives examples of hypocrisy

Paraphrase of Mark 7:9-13:

Jesus explained how the religious leaders were hypocrites. God tells us to honor our father and mother. One way to honor our father and mother is to take good care of them, especially when they get old. But guess what one of the religious leaders' rules was? They said that people didn't have to use their money to take care of their mom and dad; they could give it to church instead of taking care of their parents. They'd say they were giving their money to God to get out of taking care of their parents. This man-made rule went against what God said. Jesus wanted the people to know the truth, so He called people to come listen to Him. Let's see what He taught them.

Jesus explains what makes people unclean

Paraphrase of Mark 7:14-23:

Jesus taught the people that it's not what you put into your body, like food or dirt, that keeps you from being clean and holy. The dirty part of people is our sinful nature. We want to do things our own way - follow our own "traditions" - instead of humbly doing things God's way. Remember our lesson about John the Baptist? We learned that life is "not about me, it's all about God." Those of us who believe in Jesus as our Savior should be willing to give up our way - our traditions - and humbly live our lives His way. He is the only one who can help us grow to be more holy.

Gospel

But what if you have never asked Jesus to be your Savior? Can you still grow in holiness? Unfortunately, the answer is no. The only way to grow in holiness and become more like Jesus is to first humbly admit that you are a sinner and that you need Jesus to forgive you. But you can do that today! *Share the Gospel using the Wordless Book and give an invitation for salvation.*

Conclusion

Jesus taught the people that their traditions were not the way to heaven. Following man-made rules and traditions is not the most important thing. It's not what God is focused on, and it's not what we need to be focused on - in our lives or in the lives of the people around us. How can we live holy lives, then? Micah 6:8 teaches us the answer. *Read Micah 6:8 out loud.* To "act justly" means to do our best to follow God's rules - the ones from the Bible, not the ones people made up. To "love mercy" means to be kind and loving to others, even when they are not very "holy." And to "walk humbly with God" means that God wants us to do these things with the right attitude.

Do Right and Feel Right

Sometimes people might have religious traditions, such as reciting prayers or giving a specific amount of money to the church. But, as Christians, we shouldn't follow man-made religious traditions or try to be holy to earn our way to heaven - believing in Jesus is the only way, and nothing we can do can earn us a ticket to heaven. But because we love Him, we want to do what is right. Our job is not to go around telling people they are wrong, like the Pharisees did. Our job is just what we talked about in Micah 6:8. *Read the verse again.* We want to do our best to obey what God teaches us in the Bible, show God's love to others even when they are not doing the right thing. And when Jesus helps us to live this way, we can feel humble as we remember that only God is 100% holy.

End-of Class Review Game: What did we discover today?

1. What is a tradition? (A man-made rule or a special way someone always does things)
2. Can following traditions very carefully help a person get to heaven? (No)
3. What word describes the result of growing to be more like Jesus? (Holiness)
4. What does it mean to be a hypocrite? (To pretend like you're living God's way when you're really not)
5. What kind of attitude does God want us to have as we try to become more like Jesus? (Humble)
6. When people around us are not following our traditions, or even when they are sinning, should we go around pointing out all their mistakes? (No, we should show them mercy/Jesus' love)
7. What are some good traditions we can have that will help us grow in holiness? (Read the Bible, pray before eating, come to church every week, etc.)

Optional: Just for the fun of it, have the "inspectors" walk around the hallways after class. Encourage students to go talk with them about what they learned in class.

Lesson 4

John 11:1-53

Know Right:	Jesus raises Lazarus from the dead.
Think Right:	“Trust in the Lord with all your heart and lean not on your own understanding; in all your ways acknowledge Him, and He will make your paths straight.” Proverbs 3:5-6 (Top 12)
Do Right:	I will trust Jesus through the good and bad times in my life.
Feel Right:	I can feel hopeful because I trust Jesus.

GET READY!

No matter who we are or where we live, we will walk through challenging days. So will our students. How do we prepare our students for these hard days? We teach them to think about their circumstances through a biblical worldview, using the 4 Rights. When we trust Jesus and filter our lives through God's Word, we can feel hope in any situation.

Pray: Pray that our students will always return to what they know is right before making decisions based on their feelings. Ask God to quickly bring truth to their minds during all seasons and circumstances throughout their lives.

Read: John 11:1-53

Know Right: Jesus raises Lazarus from the dead

In addition to His twelve disciples, Jesus was close to two sisters, Martha and Mary, and their brother Lazarus. When Lazarus became ill, the sisters sent word to Jesus. Instead of rushing to the rescue, Jesus deliberately delayed until Lazarus had died. Upon Jesus' arrival, both Martha and Mary expressed their steadfast faith in Him, mixed with the bitter pain of losing their dear brother. Jesus asked to be taken to the place where Lazarus had been buried four days earlier. In what would be the pinnacle of His miracles, Jesus brought His dead friend back to life. From their deepest grief, the sisters were able to experience their greatest joy, and teach us to trust Jesus through good times and bad.

GET SET!

Lead Teacher's Notes:

- Please refer to the Children's Ministry Resource Bible: page 1133 (The Life of Christ); page 1202 (The Life of Jesus); page 1351 (Lesson: The Raising of Lazarus from the Dead).
- This lesson covers a longer passage of Scripture that requires us to both dramatically read and paraphrase some of the text. There will be teacher commentary, questions, and answers in between the verse passages. Teachers should always have their Bibles open during the entire lesson, so students know that the account comes from the Bible. All students should open their

Bibles to the Scripture passages noted in the lesson below. Assistance may be required for younger grades and visitors.

Creative Ideas for the Bible Lesson:

1. This is a lesson loaded with feelings: sadness, fear, excitement, anxiousness, happiness, etc. Create an emotion chart on your whiteboard to keep track of the emotions people have as you go through the lesson. You will need to be very familiar with the lesson and have a clear understanding of the emotions involved. Around the edge of your chart, write the words, "I will trust in God - Proverbs 3:5-6."
2. This is a great lesson for a drama in your class! Ask four people, such as the DT Leader, Shepherd, and two parents, in advance to be a part of the lesson. Give them simple costumes, and have them silently act while you read the Scripture, and then freeze while you recap each section.
3. Before class, create a map on your whiteboard of the locations in the lesson. Use 3D people on the board to teach your lesson. Move people around by taping them to the board. Draw arrows and add in key words above the people or locations to emphasize main ideas.

GO!

Pre-Service Review Game and Worship

Worship Leaders lead review game, followed by worship. Details in Resources Booklet.

Discover Time: Good and bad!

Goal: To reinforce our need to **trust** Jesus through the good and the bad times in our lives.

Mission Station - *The Mission Lesson can be downloaded from the DLG website.*

DT Activity: Art Station

Supplies:

- Feel Right poster (see appendix)
- Activity sheet with "How do you feel?" on top, sixteen circles with lines under them in the middle, and "What do you know?" and Proverbs 3:5-6 on the bottom (see appendix)
- Colored pencils
- Tracker Tickets
- Sample picture to show kids before they begin, and then put away during the competition.

Instructions for the DT Leader:

1. Challenge students to draw sixteen different emotions on their activity sheet. Briefly show the sample picture.
2. The person with the best emotions/pictures will receive ten Tracker Tickets.
3. Remind students that no matter what type of day they have, they need to **trust** in the Lord.
4. Have students take their finished projects to class, so teachers can refer to them during the lesson.
5. Encourage students to hang their activity sheet somewhere at home where they can be reminded that no matter what type of day they have, they need to **trust** in the Lord.

Bible Lesson Introduction

Lead Teachers ~ Connecting the DT to the Lesson: Life is filled with ups and downs. You can have great days, crummy days, lonely days, and exciting days. How many of you had a good week? A bad week? A sad week? An okay week? No matter what type of day you have, you can trust in Jesus. In today's lesson we'll learn about some people who had many emotions. Listen carefully as we discover how people trusted Jesus in the ups and downs of life.

Note: If your DT was in the Mission Station, remind students that no matter where you are in this world you will have good and bad days. But, no matter what kind of day you have, you can trust in Jesus.

Pray: Encourage one of your students to boldly pray and thank God for all the emotions He gave us.

Find It: Today we are going to study God's Word in the book of John, chapter 11. John is in the New Testament: Matthew, Mark, Luke, John.

Timeline: Where on our timeline can we see Jesus doing ministry here on earth?

Introduction to the Bible Lesson:

Right now, I want you to close your eyes. *Make sure all students have their eyes closed.* Imagine you were alive when Jesus was on this earth. Think about what you would have seen and heard. How would you feel if you had seen even one of Jesus' miracles, like healing the paralyzed man? How would you feel if you heard, for the very first time, Jesus teach about God and heaven and how He wants to forgive your sins? Do you think you would have believed that Jesus was God's Son? Would you have been one of His followers? We know that many of the Jewish people didn't believe in Him, and some even tried to kill Him. But some Jewish people did believe in Jesus. They totally trusted in Him. Today, we are going to learn about what Jesus did for some of those people who believed in Him.

Scripture Outline: John 11:1-53

Jesus receives the message that Lazarus is sick

Read John 11:1-3

Recap: Where did Lazarus, Mary, and Martha live? (Bethany) Bethany was very near Jerusalem. Lazarus and his two sisters loved Jesus very much, and they were good friends of Jesus. How do you think Mary and Martha felt about Lazarus being sick? (Scared, sad, etc.) So, they sent someone to tell Jesus that their brother was very sick. Listen to what Jesus said when He heard about Lazarus.

Jesus tells the purpose of Lazarus' sickness

Read John 11:4-6

Recap: Jesus already knew exactly what was happening with His dear friend Lazarus before it even happened. What did He say about Lazarus' sickness? (It would not end in death) How did Jesus feel about Martha, Mary, and Lazarus? (Jesus loved them) How many days did Jesus wait before He went to Lazarus? (Two) Why would Jesus do this? Why didn't He hurry to Bethany and help His friend Lazarus get better? Let's keep reading and see if we can figure it out.

Jesus follows His Father's plan

Read John 11:7-16

Recap: Why were the disciples scared about Jesus going to help Lazarus? (Because Lazarus lived in Bethany, which was near Jerusalem, and many of the Jewish religious leaders in Jerusalem wanted to

kill Jesus; the religious leaders were very angry because so many people wanted to follow Jesus instead of following them) Even though this was true, Jesus was not afraid. Jesus had a great plan for Lazarus, even though Lazarus was dead. The disciples went to Bethany with Jesus. Let's see what happened when they got there.

Jesus arrives in Bethany

Read John 11:17-24

Recap: How long had Lazarus been buried in the tomb when Jesus got to Bethany? (Four days) Yikes, that's a long time. During this time, who came to Bethany to comfort Martha and Mary? (Many Jewish people from Jerusalem) Even though it was a very bad time, did Martha still trust in Jesus? (Yes) What did Jesus tell Martha would happen to her dead brother? (He would rise again - come back to life) Martha thought Jesus was talking about when He will come back again to get everyone who believes in Him and take us to heaven. But that's not what Jesus was talking about. Let's keep reading to see what He meant.

Jesus is eternal life

Read John 11:25-27

Recap: Jesus told Martha two very important truths. First, when we trust in Him to save us from our sin, even when our bodies die, we will be alive in Heaven. Second, the people who are alive and believe in Jesus when He comes back will go straight to heaven without their bodies dying first!

Lead Teacher's note: Also see 1 Corinthians 15.

When you have bad times in your life, will you remember to trust God and have hope?

Jesus wants to see Mary

Paraphrase of John 11:28-37:

Jesus sent Martha to get Mary. When she came to Jesus, she was crying and told Him that Lazarus wouldn't have died if He had been there. When Jesus saw Mary, and the many others who were with her, all so upset, He was sad. They went to Lazarus' tomb. Jesus was so sad He cried.

Jesus raises Lazarus

Read John 11:38-44

Recap: Wow! Isn't that amazing? Lazarus had been buried in the tomb for four days, and Jesus brought him back to life! Can you imagine how happy and excited Martha, Mary, and Lazarus must have felt? Jesus really loved them. Do you realize that Jesus, the same Jesus who loved Mary, Martha, and Lazarus, loves you, too?

Some believe, but others still don't

Paraphrase of John 11:45-53:

Many of the Jewish people from Jerusalem had seen Jesus raise Lazarus from the dead, and they believed in Him. But some of them *still* didn't believe! Instead, they went back to Jerusalem and told the Pharisees what had happened. The Pharisees made a plan to kill Jesus. They even wanted to kill Lazarus! (*John 12:10*)

Conclusion

Martha and Mary are great examples to us on the importance of trusting in Jesus. Jesus showed His awesome power to everyone there when He raised Lazarus after he was dead in the tomb for four days!

Do Right and Feel Right

What about you? Think about the good and the bad times in your life. Do you trust in Jesus through both the good and the bad times? I'm sure many of you are walking through some hard times right now. Maybe you don't have a good friend at school, your parents might be fighting, or someone you love is sick. Let's stop and pray that God will help you during this time. *Give students time to quietly reflect and pray.*

But what if you've never trusted in Jesus to save you from your sin? Who are you going to count on in the bad times and the good times in your life? Jesus is the only one who will always be there for you. When you trust in Jesus, He is your Good Shepherd. Would you like to ask Him to forgive your sin and make Him the leader of your life today? *Opportunity to share the Gospel through the Wordless Book or the Believe It or Not booklet.*

End-of-Class Review Game: What did we discover today?

1. When Jesus was told Lazarus was sick, how long did He wait to go to Lazarus? (Two days)
2. What had already happened to Lazarus before Jesus went to him? (He had died)
3. How did Jesus feel about Martha, Mary, and Lazarus? (He loved them)
4. Even though this was a bad time for Martha and Mary, what did they do? (They trusted in Jesus)
5. How long was Lazarus in the tomb when Jesus got there? (Four days)
6. What did Jesus do at the tomb? (He raised Lazarus from the dead)
7. Name some bad times in your life. Do you trust in Jesus no matter what?
8. When you've trusted in Jesus as your Savior, do you feel hope because you know Jesus loves you and you will live again forever, even when you die?

Note: *Encourage students to wear wild socks to church next week, if you are planning to do the optional "Wild Sock Day".*

Lesson 5

John 13:1-17

Optional: Wild Sock Day! Have leaders and students wear their favorite socks to church and leave their shoes by their classroom door.

Know Right:	Jesus washes the disciples' feet.
Think Right:	"Therefore, my dear brothers, stand firm. Let nothing move you. Always give yourselves fully to the work of the Lord, because you know that your labor in the Lord is not in vain." 1 Corinthians 15:58 (Top 12)
Do Right:	I will be a humble servant.
Feel Right:	I can feel kind when I serve others.

GET READY!

This week we will learn about when Jesus humbly washes the disciples' feet, setting the example for us to live as humble servants. When you serve your students each week, by preparing thoughtfully so they can learn and by praying intentionally for your class, you are modeling what it looks like to be a humble servant!

Pray: Thank God for the students in your class, and ask Him to shape their hearts to be humble servants for Him their entire lives.

Read: John 13:1-17

Know Right: Jesus washes the disciples' feet

Jesus had shown through His miracles and His teaching exactly who He was, and the time for His death was drawing near. During what would be their last meal together, Jesus taught His disciples what it truly means to be a servant leader. Jesus, the one through whom the world was made, took the role of a humble servant and lovingly washed and dried His disciples' feet. By doing this, He turned the worldview of His disciples' upside down. This demonstration of our Savior's servanthood convicts us all to be a humble servant.

GET SET!

Lead Teacher's Notes:

- Please refer to the Children's Ministry Resource Bible: page 1355 (Lesson: Christ Washes the Disciples' Feet); page 1456 (What Does God's Love Look Like?).
- This lesson covers a short passage of Scripture that may be dramatically read in full, with additional teacher commentary, questions, and answers in between the verse passages. Teachers should always have their Bibles open during the entire lesson, so students know that the account comes from the Bible. All students should open their Bibles to the Scripture passages noted in the lesson below. Assistance may be required for younger grades and visitors.

Creative Ideas for the Bible Lesson:

1. Recreate the event. Have a meal, a tub of water, and a towel ready to wash feet. Have your DT Leader or Shepherd prepared to act out Peter's part.
2. Write the characteristics of a true servant on paper plates. Display them by attaching them to a brightly colored string hanging from your ceiling.
3. Gather props to highlight the main points of the lesson such as: bread, sandals, basin of water, towel, and a Wordless Book. Use the props to review at the end of the lesson.

GO!

Pre-Service Review Game and Worship

Worship Leaders lead review game, followed by worship. Details in Resources Booklet.

Discover Time: Time to serve!

Goal: To give the students an opportunity to **serve others**.

***Note:** Students will be preparing cards to deliver to a group of people in the community (such as the police department or local school for teachers and support staff, etc.). If time allows, you could prepare additional service projects for students, such as preparing a treat/snack for these community groups.*

DT Activity: Art Station

Supplies:

- Cards (see appendix – two options)
- Crayons and markers.
- Tables

Instructions for the DT Leader:

1. Explain to students that they have an important job to do today. They are going to **humbly serve** others by decorating cards that will be given to people in your community.
2. Students should write and draw encouraging messages and Bible verses.
3. Challenge students to **humbly serve** others as they work on their cards.
4. You may also want to highlight the importance of serving people in the community.

***Optional:** Ask a few parents in advance to take their children to the facility to drop off the cards. Have them take pictures and bring them back to class the following week. This project will become a local mission project that the students can be part of.*

Bible Lesson Introduction

Lead Teachers ~ Connecting the DT to the Lesson: Do you realize that we all worked together today to humbly serve some very important people in our community? When I watched you, I noticed that some of you were humble servants and some of you were not. What makes a "humble servant"? Today we are going to learn about a truly humble servant.

Pray: Allow a student to open the class in prayer. Encourage them to ask God to use the things they made in Discover Time to encourage and bless those who will receive them.

Find It: Our lesson today is found in John 13:1-17. The book of John is in the New Testament.

Timeline: This week our Bible lesson can be found on the timeline. The first person to find it will receive five Tracker Tickets.

Introduction to the Bible Lesson:

During the past few weeks, we learned how Jesus healed a paralyzed man, and He healed a woman who had been sick for twelve long years. We learned how He brought a little girl back to life and a man who had been dead for four days back to life! In spite of seeing Jesus do these miracles – things that only God can do – most of the Jewish religious leaders still refused to believe that Jesus was God. They had already tried to kill Jesus, but it wasn't His time to die yet. He still had a little while longer to spend with His disciples and teach them what they needed to know. Let's pray and ask God to teach us today.

Scripture Outline: John 13:1-17

Jesus knows that He will die soon

Read John 13:1

Recap: Did Jesus know He was going to die soon? (Yes) Was He going to die as part of God's plan or man's plan? (God's plan) Before He died, Jesus showed His disciples how to treat others. Let's see what Jesus taught.

Jesus knows that Judas will betray Him

Read John 13:2

Recap: Jesus was about to eat dinner with His twelve disciples. Jesus knew that Judas was going to betray Him, and He would die. "Betray" means to treat someone like a friend but then do something that will hurt them. How do you think Jesus treated Judas at the dinner?

Jesus knows that He is going back to His Father in heaven

Read John 13:3

Recap: It says that God had given Jesus power over everything! What do you think Jesus did with all that power? Let's see.

Jesus washes all the disciples' feet

Read John 13:4-5

Recap: What did Jesus do with all that power? (He washed His disciples' feet) Why do you think the disciples' feet needed to be washed? Back in Bible times, they had dirt roads and paths, and the people wore sandals. When you walked around, your feet got dirty. When someone had people over for dinner and they wanted to show their guests how special they were, they might have one of their lowest servants wash the guests' feet before eating. But Jesus wasn't some lowly servant, was He? He was the Son of God! Let's see what the disciples did.

Peter tries to refuse

Read John 13:6-8a

Recap: Simon Peter told Jesus not to wash his feet! Do you think it was right for Simon Peter to say "no" to Jesus? Peter thought that Jesus was too good to be humble and wash his feet. Let's see what Jesus said to Peter.

Peter asks Jesus to wash his hands and head

Read John 13:8b-9

Recap: What did Peter want Jesus to wash now? (His hands and his head, too) Why? (So he would be like Jesus) But what did Jesus say?

Jesus explains washing to the disciples (Gospel)

Read John 13:10-11

Recap: Hmm...let's think about what Jesus said. Do you think Jesus was really talking about cleaning a person's body on the outside? Or was He really talking about the inside of a person - the soul? (Yes) He used something that people *can* see to teach them about something they *can't* see. He was saying that after a person trusts in Jesus and is saved from their sin, their sin is washed away. But do we still sin even after we've trusted in Jesus? (Yes) What are we supposed to do about that? When we sin again after we're saved, should we pray to be saved from our sins all over again? (No, we only need to do it once and all our sins are forgiven) What do we need to do about these sins we still commit? Do you remember "admit, confess, and repent"? We admit we've sinned, we confess it to God, and we repent - we turn from doing things our way to doing things God's way. But that's not all Jesus was teaching. Let's see what else He wanted His disciples and us to learn.

Jesus teaches us to be humble servants

Read John 13:12-17

Recap: Do you know what it means to be humble? We learned about being humble before. It means to see yourself as God sees you, no more and no less. Someone once said that when you are truly humble, you don't think badly of yourself, you just don't think of yourself at all. That means you think about others instead of yourself! That's what Jesus was doing when He humbly washed the disciples' feet and taught them to humbly wash others' feet. If Jesus is the leader of our lives, we need to be humble and serve others just like He did. It may be hard, but He will help us. Remember our Think Right verse? *Have the class recite 1 Corinthians 15:58. If your students don't know this verse, help them memorize it at the end of class.*

Now think about this: Jesus washed the feet of all twelve of His disciples, didn't He? Do you know who was included? Judas - the disciple who was about to betray Him. Jesus humbly served Judas, even though He knew exactly what Judas was going to do.

Conclusion

Jesus is our leader, but He is a humble servant leader. He lowered Himself not only to wash the disciples' dirty feet, but to be beaten, hung on a cross, and die for our sin. He didn't deserve our punishment, we did. He showed us what humble means. Instead of thinking of Himself, He was thinking of each one of us.

Do Right and Feel Right

Does thinking about what Jesus did make you feel humble? It makes me feel humble. Since I know what a humble servant Jesus is, I know He can help me be a humble servant, too.

Refer to the Discover Time activity and give some additional real-life ways your students can be humble servants this week. Remind them of 1 Corinthians 15:58 and how being humble connects with this verse. Challenge the saved students to think about one way they can serve others this week. Remind them that humbly serving or doing other good works does not save us, but when we are saved, we should serve because we are grateful to Jesus for serving us!

But what if you haven't asked Jesus to save you from your sin? Jesus served you by humbly going to the cross and taking the punishment for your sin. Do you want to trust in Him today? *Opportunity to share the Gospel and give an invitation for salvation by using the Wordless Book.*

End-of-Class Review Game: What did we discover today?

1. In today's lesson, what are two important things that Jesus knew? (It was almost time for Him to die, and Judas was going to betray Him)
2. Even though God had given Jesus power over everything, what did Jesus do? (He washed His disciples' feet)
3. At first, which disciple didn't want Jesus to wash his feet? (Peter)
4. When Jesus said a clean person still needs to wash his feet, He meant a saved person still needs to do what? (Humbly admit when they've sinned)
5. When Jesus washed His disciples' feet, what example was He giving to His disciples? (Humbly serving others)
6. Name some ways you can humbly serve others.
7. Why should you serve others? (1 Corinthians 15:58)

Lesson 6

Mark 14:12 - 15:47; Luke 22:31-34

Know Right:	Peter denies Jesus.
Think Right:	"I am not ashamed of the Gospel, because it is the power of God for the salvation of everyone who believes..." Romans 1:16a
Do Right:	I will boldly stand firm for Jesus.
Feel Right:	I can feel confident when I boldly stand firm for Jesus.

GET READY!

Adults and students can all experience the temptation to feel ashamed of Jesus. Even one of Jesus' own disciples denied Him! But, just as Jesus restored Peter, He can restore us when we fail and give us another opportunity to boldly proclaim our commitment to Him. As we prepare for this week, let's pray that God will reveal areas for us to live boldly for Him.

Pray: Pray for each student in your class by name. Ask God to make them confident enough in God's Word and who God is so they will never be ashamed. Also pray that God will provide a solid Christian friend for each student, one who will stand with them when their faith is tested and challenged.

Read: Mark 14:12 - 15:47; Luke 22:31-34

Note: *This is a significant amount of Scripture to read in preparation for this lesson about Peter's denial of Jesus, but it is essential to understand the full context of the lesson. Most of the passages will be paraphrased in the classroom.*

Know Right: Peter denies Jesus

Jesus made it clear to His disciples that He would be betrayed, die, and on the third day rise to live again, yet they still did not understand. In his self-confident manner, Peter declared his unending loyalty to Jesus, even to the point of death, but Jesus confronted Peter with the truth. Before the rooster crowed twice that day, Peter would deny Jesus three times. However, Jesus also made this promise - He had prayed that Peter's faith would not fail, and that Peter would return to strengthen his brothers. When Jesus' prediction came true, Peter experienced the agony of his failure. When Jesus' resurrection came true, Peter experienced the grace of his Savior. As we walk through Easter with Peter, let's remember to boldly stand firm for Jesus.

GET SET!

Lead Teacher's Notes:

- Please refer to the Children's Ministry Resource Bible: page 1452 (Think as Children Think).
- This lesson covers a significant amount of Scripture that requires paraphrasing most of it due to time constraints. Our focus is on Peter's behavior before and after Jesus' crucifixion and resurrection. This week, we will study how Peter fell away and denied Jesus. In a future lesson, we will learn about the reassurance and restoration Jesus gave to Peter after his fall. Verses that should be dramatically read are listed. Have your Bible well marked, and practice so you can smoothly navigate from passage to passage.

Creative Ideas for the Bible Lesson:

Due to the length of this lesson, please use props to bring your lesson to life.

1. In advance, fold the legs of your tables so they are on the floor and have bread on the tables. Have students quietly sit on the floor around the tables. Dim your lights and only have a lamp on to create the atmosphere of the last supper. Ask students, "Are you ashamed of the Gospel?" *Look at each student...and pause.* When Jesus sat at a table like this, there was a person who thought he would live for Jesus no matter the cost, but he didn't. Let me tell you what happened... *Teachers should know and dramatically teach their lesson as if they were actually there. Occasionally read from your Bible to reinforce main points.*
2. Pull props from a box as you teach the lesson, and lay each item on the table so you can review them as you teach. Ideas for props: water (washing feet), a flower (garden), twelve LEGO people or action figures (disciples), lip balm (kiss), blanket (sleeping), toy sword (soldiers), dark colored numbers 1, 2, 3 (denial), a picture of a rooster, a cross, a crown of thorns, etc.
3. Download free pictures at freebibleimages.org or <https://www.unfoldingword.org/sweet-publishing/>. As you teach the lesson, hang them on a clothesline held up by two ladders, like a timeline.

GO!

Pre-Service Review Game and Worship

Worship Leaders lead review game, followed by worship. Details in Resources Booklet.

Discover Time: Are you ashamed?

Goal: To help students understand the importance of **boldly** living a life for Jesus.

DT Activity (Younger Students): Play-Doh Station

Supplies:

- Activity sheet with "I LOVE JESUS!" in large bubble letters and the Think Right verse (one per student) (see appendix)
- Play-Doh (or clay/plasticine/modeling clay)
- Optional: if you have multiple services, laminate activity sheets so they can be reused
- Optional: camera and printer

Instructions for the DT Leader:

1. Students will make a Play-Doh poster by filling in the letters.
2. As students work on their posters, talk about ways they can **boldly** live for Jesus - invite a friend to church, be a friend to someone who doesn't have a friend, pray for family or friends who don't know Jesus, talk about Jesus at school, etc. Highlight the Think Right verse at the bottom of the poster.

Optional: Have students sit on the floor with their finished Play-Doh posters. Place the posters in the shape of a heart and have students sit next to their picture. Have a leader take a picture from a ladder with all the students looking up at the camera and smiling. During the lesson, have someone print the picture for students to take home. Challenge students to show the picture at school or to their friends.

Mission Station - The Mission Lesson can be downloaded from the DLG website.

DT Activity (Older Students): Box Station (a long rectangle-shaped area is needed)

Supplies:

- List of statements (below) (see appendix)
- Painter's tape (use tape to create fifteen or more evenly spaced lines across the floor to serve as step measurements; all students will move from one line to the next as they answer the questions; tape is optional - without tape, students can take one step forward if they answer correctly)

Instructions for the DT Leader:

1. Divide class into two teams.
2. Line teams up opposite each other on the two very outside lines (farthest distance apart). These will be the start lines and the goal lines.
3. The goal is for team members to cross the other team's starting line, always remembering that answering honestly is more important than reaching the line.
4. Tell students that you are going to read some situations.
5. If students agree with *and* apply (live out) the situation in their life, they will take one step forward to the next blue taped line. They must answer honestly - no cheating!
6. If they don't agree with *and* don't apply (live out) that statement, they must take two steps back, or step back to their start line if that's as far back as they can go.
7. To begin the game, read a statement to all the students from this list and have all students move forward or backward based on their answer.
8. Repeat as time allows, adding additional statements as needed, or until an entire team has crossed to the other side.
9. To encourage honesty, Tracker Tickets will not be handed out to the winning team. Instead, talk about how being a Christian isn't about winning a prize...it's about living a life that reflects Jesus no matter the cost.
10. Here are the statements. Feel free to add additional questions to challenge kids to think boldly about their faith.
 - I **boldly** talk to my friends about sports.
 - I **boldly** talk to my friends about my favorite TV show.
 - I **boldly** talk to my friends about my favorite movie.
 - I **boldly** talk to my friends about the church I go to.
 - I **boldly** talk to my friends about the school lunch menu.
 - I **boldly** talk to my friends about my relationship with Jesus.
 - I **boldly** talk to my friends about a new store in the mall.
 - I **boldly** talk to my friends about a new Christian song on the radio.
 - I **boldly** talk to my friends about where I would go if I die.
 - I **boldly** carry my Bible to school so my friends can see it.
 - I **boldly** talk to my friends about a teacher I really like.
 - I **boldly** talk to my friends about what Jesus is teaching me at church.
 - I **boldly** explain to my friends why I would not cheat on a test.
 - I **boldly** explain to my friends why I would not watch an "R" rated movie.
 - I **boldly** invite my friends to my birthday party.
 - I **boldly** invite my friends to come to church with me.
 - I **boldly** sing popular song lyrics in front of my friends.
 - I **boldly** sing a worship song in front of my friends.

Optional: Taking it deeper

1. Half-way through the DT, ring a bell and have students freeze.
2. Say: If you have lied about any of your answers, go back to the start line.
3. Hopefully students have told the truth, but for those who have not, it will take true courage not to be ashamed and do what is right (great thing to highlight in class).

Bible Lesson Introduction

Lead Teachers ~ Connecting the DT to the Lesson: When was the last time you told someone about Jesus? How boldly do you talk about God when you're not at church? Are you bold about your faith, or are you embarrassed or afraid? In today's lesson, you will learn about a person who *thought* he would boldly talk about Jesus, but his courage faded when the pressure came.

Pray: *Allow a student to open the class in prayer, which encourages spiritual leadership. Remind students that, when we pray, we are talking to God.*

Find It: Today we will open our Bibles up to the book of Mark, chapter 14. Mark is in the New Testament.

Timeline: *The timeline is referred to in the lesson.*

Introduction to the Bible Lesson:

Do you remember what a prophecy is? (It's when God tells us something that's going to happen in the future) God gives prophecies through people called prophets. As we learned last week, Jesus knew He was going to die on the cross. Before He went to the cross, Jesus told His disciples some prophecies. One prophecy was that Judas was the disciple who would betray Him. In today's lesson, we are going to learn about some other very important prophecies that Jesus made about His disciples, especially Simon Peter.

Scripture Outline: Mark 14:12 - 15:47; Luke 22:31-34

Jesus prophesies that His disciples will fall away, and Simon Peter will deny Him

Paraphrase of Mark 14:12-26:

The disciples were Jesus' closest friends on this earth. Jesus loved His disciples. He taught them, He protected them, and as we learned last week, He even humbly washed their feet. But it was almost time for Jesus to go to the cross to be crucified for our sins. This would be very hard for Jesus' disciples. Jesus talked to them to get them ready for the hard times ahead. Let's read what Jesus said.

Read Mark 14:27-28

Recap: Jesus told His disciples they would all run away from Him. Simon Peter loved Jesus and believed Jesus was God's Son and the Savior. But Peter had a bad habit of leaning on his own understanding instead of depending on Jesus alone. We saw this when Jesus wanted to wash Peter's feet. Instead of obeying Jesus, Peter questioned Him. Listen to what Jesus said to Peter:

Read Luke 22:31-32 (*parallel account in Mark 14:29-31*)

Recap: Even though Peter believed in Jesus as his Savior, Satan was going to test him. Jesus said that Peter would not stand firm with Him - he would not stick with Jesus. Jesus prayed that Peter would still have faith. Here is what Peter said to Jesus:

Read Luke 22:33

Recap: Peter thought he would always be a bold testimony for Jesus, even to death. Then Jesus told Peter this prophecy:

Read Luke 22:34

Jesus prays, but the disciples sleep

Paraphrase of Mark 14:32-42:

After Jesus was finished talking to the disciples, they went to the Garden of Gethsemane where Jesus talked to His Heavenly Father. Jesus took Peter, James, and John with Him, and He told them to keep

watch and to pray and ask God to help them. He came back to check on Peter, James, and John three times. Do you think they were keeping watch and praying like Jesus told them to? (No!) What do you think they were doing? (They were sleeping!) Then, all of a sudden:

Judas betrays Jesus, and Jesus is arrested

Paraphrase of Mark 14:43-52:

Judas came with a crowd of people to arrest Jesus. Judas gave Jesus a kiss to show them who Jesus was; he betrayed Jesus. Then they took Jesus away.

Can you guess what the disciples did? (They all ran away)

Stop! We may be thinking what cowards the disciples were at this time but think about yourself. When you are at school, at a sporting event, or at a friend's house, do you ever betray Jesus? *Pause and really allow time for students to think about this statement.*

When we are put in these situations, we need to think right by thinking about Romans 1:16. *Have students look up the verse. Have one student read the verse out loud to the class (or for younger classes have a leader read the verse).*

Jesus appears before the Sanhedrin

Paraphrase of Mark 14:53-65:

Jesus was taken to the Jewish high priest, and Peter followed at a distance to see what happened. They asked Jesus if He was the Son of God, and He told them He was. Because they wouldn't believe that Jesus was telling the truth, they said that He should die. Remember, Jesus had not done one single thing wrong, but many of the Jewish leaders wanted Him dead. They spit on Jesus, and they blindfolded Him and beat Him.

Peter denies Jesus three times before the rooster crows twice

Paraphrase of Mark 14:66-72:

During all of this, Peter was in the high priest's courtyard by the fire warming himself because it was cold. Some of the people who were there with Peter recognized that he was one of Jesus' disciples. Three times Peter said that he did not know Jesus. Was Peter lying when he said he didn't know Jesus? (Yes) Can you guess what happened the third time Peter said he didn't know Jesus? (The rooster crowed twice) And what else happened? (Jesus looked straight at Peter!) Wow! Everything happened like Jesus said it would. Peter remembered everything Jesus had prophesied. Peter was so sad about what he had done, he went outside and cried bitterly.

Pause. Allow the class to sit in silence. Challenge them to reflect on their own life and if they've ever denied Jesus.

Pilate sentences Jesus to death, and the soldiers mock and beat Him

Paraphrase of Mark 15:1-20:

The Jewish religious leaders sent Jesus to the Roman governor named Pilate. Many of the Jewish people shouted for Jesus to be crucified, so Pilate gave the order to his soldiers. First, they flogged Jesus. That means they beat Him with a horrible whip. Then, they put a purple robe and a crown of thorns on Jesus and beat Him on the head with a staff, spit on Him, and made fun of Him.

Jesus is crucified and buried in the tomb

Paraphrase of Mark 15:21-47:

They took Jesus and crucified Him on a cross. All of this was the punishment that we deserve because of our sin. Can you imagine if these terrible things happened to you? Instead, Jesus took this punishment for us.

Conclusion

Everything happened exactly as Jesus said it would. Even though the disciples believed in Jesus, when things got hard and scary, they ran away and left Jesus all alone. Peter lied three times and said he didn't even know Jesus! Imagine how this made Jesus feel, when He was taking the punishment we all deserve. This is a very sad part of what happened, but it's not the end! Jesus was placed in a tomb and guess what happened? Three days later, Jesus rose from the dead and is alive! Come back in two weeks and find out more about how Jesus rose from the dead and is alive! Also, do you remember how Jesus told Peter that He had prayed for him? Make sure you keep coming back, because we're going to learn what happened next with Jesus and Peter. You don't want to miss it!

Do Right and Feel Right

Many of us believe in Jesus just like the disciples did. Sometimes, though, we're like Peter. We get scared or we are ashamed to tell people that we know Jesus and that we trust in Him as our Savior and Lord. Instead of telling others about Jesus, we wimp out and we don't tell the truth about Him. Did you know that Jesus prays for us just like He prayed for Peter? (*John 17:20-26*) And when we trust in Him to save us from our sin, He gives us His Holy Spirit to always be with us and help us. If we learn to depend on Jesus when we're afraid, He will help us feel courageous.

If you've never understood why Jesus died on the cross, but now you do, and if you want Jesus to save you from your sin, would you like to learn how right now? *Opportunity to share the Gospel through the Wordless Book and present an invitation to receive Him as their Savior. Let's pray.*

End-of-Class Review Game: What did we discover today?

1. What did Jesus say the disciples would do? (They would run away and leave Him)
2. What did Jesus say Peter would do before the rooster crowed twice? (He would lie three times about knowing Jesus)
3. What did the disciples do when Jesus was arrested? (They ran away and left Jesus alone)
4. What did Peter do when people said he was one of Jesus' disciples? (He lied three times before the rooster crowed twice)
5. What did Jesus do to help Peter? (He prayed that Peter's faith would not fail and, when he turned back to Jesus, he would strengthen the other disciples)
6. How did Peter feel after he lied about Jesus? (He was very sad, and he ran out and cried bitterly)
7. Will you boldly tell others that you believe in Jesus? Why or why not?

Lesson 7

Mark 16:1-8; John 20:2-10, 20:19-20, 21:1-17

Know Right:	Jesus appears to the disciples and others.
Think Right:	"...that He was raised on the third day according to the Scriptures, and that He appeared to Peter, and then to the twelve." 1 Corinthians 15:4b-5
Do Right:	I will know that Jesus gave evidence proving He is alive.
Feel Right:	I can feel confident knowing Jesus is alive.

GET READY!

Isn't it encouraging to know that our Savior physically rose again? This week we will be discovering the evidence demonstrating that Jesus is alive. As you prepare, we recommend creating a list of facts that can help you confidently present evidence from Scripture that shows that Jesus is alive.

Pray: Pray that the students in your class will be excited to learn and celebrate that Jesus is alive. Ask God to remove distractions in your room and fill it with the joy of Jesus. Specifically pray that your students will encounter Jesus in a way that will impact them for the rest of their lives.

Read: Mark 16:1-8; John 20:2-10, 20:19-20, 21:1-17

Know Right: Jesus appears to the disciples and others

After Jesus died and rose again, Peter and the other disciples saw evidence, with their own eyes, that Jesus was really alive in human form. Evidence proved that He was alive: He ate, had conversations, walked, and did miracles. There is no doubt that He had defeated sin and death and because of this we can confidently know that Jesus gave evidence proving He is alive.

GET SET!

Lead Teacher's Notes:

- Please refer to the Children's Ministry Resource Bible: page 1153 (Counseling the Saved Child); page 1156 (Teaching New Christians). *You likely read these articles last quarter, but it will be helpful to review them.*
- This week's lesson covers mostly short passages of Scripture that can be read in their entirety. Verses that should be dramatically read are listed.
- This lesson was designed to highlight the time period following the resurrection of Jesus, while Jesus walked on the earth prior to going back to heaven. It is essential for our students to understand that there is evidence that Jesus actually rose from the dead. Our students know that the Bible is true, based on previous study and historical evidence. Today we will discover the evidence Jesus gave within the Bible to prove that He was physically alive in a human body after His death and resurrection.

Creative Ideas for the Bible Lesson:

This lesson is packed full of excitement!

1. As you teach the lesson, have students become detectives and listen for evidence that proves that Jesus was brought back to life, in human form, after He died.
2. Create a large comic strip, in advance, with the main events of the lesson sketched out. As you teach about specific parts of the lesson, add color to the sketch or create speech bubbles with phrases that are important.

GO!

Pre-Service Review Game and Worship

Worship Leaders lead review game, followed by worship. Details in Resources Booklet.

Discover Time: I've got evidence!

Goal: To help students look for **evidence** and to think like detectives.

DT Activity: LEGO Station

Supplies:

- Green LEGO boards (or use playing cards/manilla paper cut out into playing card sizes) in a box with small confetti pieces (one board per person; if you're short on green boards have students work together in pairs)
 - Alternate Idea: Instead of using confetti, hide the LEGO boards or cards/paper around the room or in the sand.

Instructions for the DT Leader:

1. Students will attempt to build a giant LEGO tower together as a class, but the green LEGO boards will go missing. The students will need to be detectives to find the missing boards.
2. Say: Today our class challenge is to build a tower with LEGO bricks and green LEGO boards. *Pull out one board from the box. Several confetti pieces should fly out as you pull out the board. Do not comment on the confetti. Move away from the LEGO boards so the students' backs are to the box.*
3. Say: Step 1 is to build four pillars, each with 25 LEGO bricks. These pillars will go in each corner of the LEGO board. *Demonstrate how the pillars will attach to the board in the corners.* If we all do this correctly, we can begin to stack the boards on top of each other to create a tall tower. Let's all start by stacking four sets of 25 LEGO bricks first, then I will bring out the green LEGO boards. Make sure you count carefully. If one stack is off, it could cause our whole tower to tip over. *Note: As students are focusing on counting, the Shepherd should hide the box of green boards, leaving a trail of confetti pieces leading to where they are hiding (it should be neatly put away in a storage area or on a shelf).*
4. Once students start announcing they have their pillars ready, notice that the boards are gone. Ask the students if they took the boards. Look confused as students look around the LEGO Station.
5. Say: Let's think like a detective. Are there any clues on where these boards have gone and who took them?
6. Students should figure out that the boards were in a box with confetti. Have a different leader walk by with a little bit of confetti on their shoulder. Stop the person, point out the **evidence**, and ask if they know anything about the missing boards. The leader should say that they were just trying to keep things neat and take good care of the supplies. Then they should lead the class to the storage area/shelf where the boards should be found neatly put away.
7. After the boards are found, finish building the tower.

Bible Lesson Introduction

Lead Teachers ~ Connecting the DT to the Lesson: What happened in Discover Time today? Did you discover any clues or find some evidence about a situation or person? Was it easy, or was it hard?

In our lesson today, we will discover that Jesus rose from the dead. But how can we know this is true? Let's think like detectives and look for some evidence that Jesus is alive.

Note: If your DT was in the Mission Station, please develop a connection to the Bible lesson.

Pray: Encourage a student to open the class in prayer. Encourage them to worship the Lord as they pray by expressing their thankfulness that our Savior is risen.

Find It: Our Bible lesson today comes from the book of Mark, chapter 16 and John, chapters 20 and 21. These books are both found in the New Testament. Be ready to find these books as we discover evidence that Jesus rose from the dead and appeared to many people.

Timeline: Can you guess where we are on the timeline today? *Have students point.*

Introduction to the Bible Lesson:

Let's do a quick review. Palm Sunday is the day Jesus rode into Jerusalem on the back of a donkey, and the people shouted "Hosanna! Blessed is He who comes in the name of the Lord! Blessed is the King of Israel!" They were worshiping Jesus; that means they were telling Him how much He was worth. But just days later, something went bad. The people shouted, "Crucify Him!", and Pilate sentenced Jesus to death on a cross. What happened? How could people go from worshiping Jesus to hating Him? How could people change their minds? Even Peter, the man who loved Jesus so much, denied Jesus three times by saying he didn't know Him.

On Good Friday, we remembered how Jesus died on a cross. But did Jesus stay dead? (No!) Easter is the day when we celebrate that Jesus came back to life. He defeated sin and death! Today we will take another look at Simon Peter, Jesus' close friend and follower, who told others he didn't even know Jesus. He said he didn't know Jesus not once, not twice, but *three* times. Let's find out what happened to him after Jesus rose from the dead.

Scripture Outline: Mark 16:1-8; John 20:2-10, 20:19-20, 21:1-17

Jesus rises from the dead

Read Mark 16:1-8

Recap: The women who went to Jesus' tomb loved Him, and they wanted to take proper care of His body. Was Jesus in the tomb when they got there? (No) Who was there? (An angel) What did the angel tell the women? (Jesus had risen from the dead!) That's called the resurrection. Isn't that amazing? Jesus is so powerful He defeated death! If He had stayed dead, He wouldn't be able to save us from our sin. But he didn't stay dead; He rose again!

The angel gave the women the important job of telling others what had happened. Who were the women supposed to tell first about Jesus rising from the dead?

(Jesus' disciples and Peter) Hmm . . . they were supposed to go tell the disciples who had run away from Jesus and left Him all alone, *and Peter*, the one who lied three times and said he didn't know Jesus. That's interesting! I wonder why the angel wanted the women to go tell them. Let's find out. We're going to turn to John 20:2.

Mary Magdalene tells Peter and John about Jesus' resurrection

Read John 20:2-10

Recap: It says that Peter ran to the tomb and went into the tomb. He really wanted to know what happened to Jesus, and he was about to find out! Peter was looking for evidence. Where was Jesus? The disciples returned home confused, not understanding what had happened.

Jesus appears to His disciples

Read John 20:19-20

Recap: If you were the disciples, and you saw Jesus for the first time after he had died on the cross and was buried, how would you feel? What would you do? How do you think Peter felt? Why do you think Jesus needed to show the disciples His hands and His side? How is this evidence that proves that Jesus was really alive? Let's read more to find out what else Jesus did after He rose again.

Jesus eats and talks with His disciples

Read John 21:1-14

Recap: Jesus talked to Peter and His other disciples, and He performed miracles, like causing the disciples to catch lots and lots of fish. There was no doubt that Jesus was risen and had victory over death. And we can tell that Jesus rose in His physical, human body, because the book of Luke tells us that Jesus himself ate fish. *See Luke 24:36-43.* A spirit doesn't need to eat! This was the same Jesus, in human form, that had died on the cross - not just His spirit! In our Think Right verses, 1 Corinthians 15:4b-5, as well as in verse 6, we see even more evidence - facts that prove that Jesus is alive. *Read 1 Corinthians 15:4b-6.*

Jesus restores Peter

Read John 21:15-17

Recap: Jesus gave Peter a chance to tell Him that he really did want to follow Him. Then Jesus challenged him to go and tell others about Him.

Conclusion

What was Peter supposed to tell others? Jesus told Peter to go tell others how much God loves them, how He wants them to be part of His family, and that He created an incredible place for them called heaven. *Show gold page of the Wordless Book.* Heaven is a perfect place where there is no sin. That sounds amazing and wonderful, doesn't it? But there is a huge problem. In the Bible, in Romans 3:23, we read that we have all sinned. *Show dark page.* Sin is anything we think, say, or do that is against God. The punishment for sin is not going to heaven or being part of the family of God. That is bad news; but there is Good News! God loved us so much He sent His one and only perfect Son, Jesus, to die on the cross for our sin. *Show red page.* We just learned today that He didn't stay dead! He rose again and is now in heaven preparing a place for those who believe in Him. Jesus had victory over sin! If we admit that we have sinned, and believe that Jesus really died for us, we can be rescued and begin a new life with God as our Heavenly Father. Acts 16:31 tells us that if we believe, we will be saved. *Show clean page.*

The big question for today is: have you accepted this free gift from God? Have you told Jesus that you have sinned, and have you asked Him to save you from the punishment of your sin? This is a choice that is yours alone; no one can make it for you. It will change your life forever! If you would like to make this decision, you can talk to a leader after class.

Do Right and Feel Right

If you have already made this decision to trust in Jesus, God is your Heavenly Father. He has an incredible plan for your life and loves you beyond what you could ever imagine. Let's make a decision today that we not only know as a fact that Jesus is alive, but we will be bold and tell others the Good News of Jesus with confidence.

End-of-Class Review Game: What did we discover today?

1. What had Jesus told the disciples would happen on the third day after He died? (He would rise from the dead)
2. What did Jesus do on the third day after He died? (He rose from the dead)
3. Who saw Jesus after He rose from the dead? (Peter, the disciples, and over 500 other believers)
4. What did Jesus do to show that He had risen from the dead, and He was really alive? (He ate fish, He talked to His disciples, the tomb was empty, He showed His disciples His scars, He did miracles)
5. Do you believe that Jesus is alive, even today?
6. How can you tell others this Good News?

Lesson 8

Acts 1:1 – 2:4

Know Right:	Jesus returns to heaven and the Church Age begins.
Think Right:	“Do not let your hearts be troubled. Trust in God; trust also in me. In my Father’s house are many rooms; if it were not so, I would have told you. I am going there to prepare a place for you. And if I go and prepare a place for you, I will come back and take you to be with me that you also may be where I am.” John 14:1-3
Do Right:	I will be ready to obey Jesus.
Feel Right:	I can feel faithful when I am ready to obey Jesus.

GET READY!

Living a life of obedience to Jesus means that we need to be alert and prepared for when He gives us opportunities to obey. This week we will see how the disciples listened to Jesus’ teachings and promises and then took the initiative to be ready to obey Him when the time came for the Church Age to begin. As we prepare for this week, let’s pray that God will reveal opportunities for us to obey Him and that we will be ready for these opportunities.

Pray: Pray that your students will be excited to obey Jesus, and that today’s lesson will encourage them to find tangible ways to be ready to obey. Also pray for the unsaved students in your class - we need to have a saving relationship with Jesus before we can obey Him - pray that their eyes will be opened, and they will obediently and eagerly surrender to Jesus as their Lord and Savior.

Read: Acts 1:1 - 2:4

Know Right: Jesus returns to heaven and the Church Age begins

Jesus spent 40 days on earth after His resurrection, teaching the disciples and preparing them for what was to come. Before He ascended into heaven, Jesus gave them a final promise and a mission. He promised that the Holy Spirit would come and equip them, so they could become witnesses and share the Gospel around the world. But first, the disciples needed to prepare. After Jesus ascended to heaven, the disciples obeyed. They returned to Jerusalem and prepared to be witnesses. Their example shows us that we can be ready to obey Jesus.

GET SET!

Lead Teacher’s Notes:

- Please refer to the Children’s Ministry Resource Bible: pages 1134-1135 (History of the Early Church); pages 1596-1598 (Heaven); page 1371 (The Risen Lord Ascends to Heaven).

- Our goal is to teach students that our desire to be obedient to God flows out of our relationship with Him. We “Do Right” because we “Know Right.” The disciples were ready to obey *because* they had a relationship with Jesus.

Creative Ideas for the Bible Lesson:

1. As you read the Scripture passage, keep a list on the whiteboard of promises, commands, and ways the disciples prepared.
2. Have other leaders in the classroom expressively read portions of the dialogue.
3. Set up your classroom as if you were part of the early church, gathered in someone’s home, retelling these events. Set the tone by scattering pillows around the room, having students sit on the floor, etc.

GO!

Pre-Service Review Game and Worship

Worship Leaders lead review game, followed by worship. Details in Resources Booklet.

Discover Time: Are You Ready?

Goal: To give students the opportunity to **prepare** and **be ready**.

Mission Station - *The Mission Lesson can be downloaded from the DLG website.*

DT Activity: Sand Station

Supplies:

- Divide sand into four sections (one section per team)
- Sand supplies (rakes, shovels, buckets, etc.)
- Water in spray bottles or a hose
- Tracker Tickets

Alternate supplies if water is not easily accessible: Use plasticine or manilla paper for building the sandcastle (if using manilla paper, provide glue to stick the pieces of paper together)

Instructions for the DT Leader:

1. Quickly divide students into four teams, having them stand in their workspace (one of the four sections).
2. Teams will compete in a sandcastle building contest, but, before the competition begins, teams will be given time to strategize and **prepare** their workspace.
3. Set a timer for five minutes. During this time, teams may discuss and **prepare**. They may NOT begin building yet, but they may select their supplies and **prepare** their space (by raking the sand, gathering supplies, figuring what each team member will be doing, wetting the sand, etc.).
4. After five minutes, the teams may begin building. Set a timer for seven minutes. As they build, emphasize how important it was for them to **prepare** well.
5. After seven minutes, classroom leaders should pick a winner based on how well the team **prepared** and how well they completed their plan. The winning team will receive five Tracker Tickets.

Bible Lesson Introduction

Lead Teachers ~ Connecting the DT to the Lesson: During our Discover Time today, it was very important for you to **prepare** for your activity. What are some things that you/your team did that worked well? *Invite students to discuss.* There are many things we can prepare for in our lives. Did you know that you can actually prepare to obey Jesus? Today, we're going to learn about how some of Jesus' followers, the disciples, prepared to obey Him.

Note: If your DT was in the Mission Station, please develop a connection to the Bible lesson.

Pray: Have a student open your class in prayer. Remind students that when we pray we are talking to God. He always hears our prayers and loves when we come to Him in prayer.

Find It: This week, we are moving into the book of Acts! Is Acts in the Old or New Testament? (NT). Acts is the book in our Bibles that documents what happened after Jesus rose again and the Church Age began.

Timeline: Did you hear me mention "Church Age"? Where is that on the timeline? *Have students point.* Our lesson today takes place right at the beginning of the Church Age! Did you know that we are part of the Church Age? The Church Age covers everything that happened after Jesus ascended into heaven. We're going to talk about that in just a minute!

Introduction to the Bible Lesson:

Last week we learned about how Jesus showed the disciples that He really rose from the dead and is alive! What specific things do you remember about what Jesus did or said? *Allow students to provide answers, such as: He appeared in-person to the disciples and over 500 other people, He ate food, He showed the disciples His scars, He did miracles, etc.*

Scripture Outline: Acts 1:1 – 2:4

Jesus teaches the disciples before He returns to heaven

Read Acts 1:1-5

Recap: These verses give a summary of how Jesus spent His time for 40 days after His resurrection: teaching! What did He teach them about? (verse 3 - the Kingdom of God).

Jesus also gave them an important command. What did He tell them to do? (To stay in Jerusalem and wait for the gift to come) What gift do you think was coming? (verse 5 - the Holy Spirit).

Jesus gives the disciples a promise and a mission

Read Acts 1:6-8

Recap: What did the disciples ask Jesus? (If He would restore His kingdom in Israel) We know where Jesus is building His kingdom, and so did the disciples! What Top 12 verse tells you where Jesus is preparing a place for us? (John 14:2)

Why do you think the disciples asked Jesus if He'd restore His kingdom in Israel if they had already heard His promise about heaven? The disciples were hoping that Jesus would free them from Rome, but Jesus had a better plan. Let's look at verse 8 together. *Read verse 8 aloud again.* Jesus gives the disciples a promise and a mission!

What is the promise? (The Holy Spirit will come on them and they will receive power)

What is the mission? (The disciples will be witnesses for Jesus around the world!)

What is a witness? *Allow students to answer.* A witness for Jesus is someone who shows or tells others the truth about God in their lives and how He can save them from their sin. Can we be witnesses for Jesus today? (Yes!) That's so exciting! Let's read what happens next.

Jesus returns to heaven, and the angels give a promise

Read Acts 1:9-11

Recap: Right after Jesus gave them a promise and a mission, He returned to heaven! This is called Jesus' Ascension. Jesus is still in heaven today, preparing a place for us! Remember John 14:2? Let's read John 14:1-6 together. *Read John 14:1-6.* Jesus promised that He is preparing a place for us, and that someday He will come back and take us to be with Him. That sounds just like the promise that the angels gave! Let's re-read Acts 1:11. *Re-read Acts 1:11.*

Where did Jesus go? (Heaven) What is He doing there? (Preparing a place for us) Will Jesus return? (Yes!) When? (We don't know, so we need to be ready, just like we needed to be ready and prepared in our Discover Time today)

Opportunity to share the Gospel through the Wordless Book and John 14:1-6, emphasizing Jesus' promises and that He is the only way.

The disciples pray and prepare

Paraphrase of Acts 1:12-26:

After the angels spoke to the disciples, the disciples obeyed Jesus and returned to Jerusalem. Let's see what they did when they returned. **Read Acts 1:14.** They gathered together and spent time praying!

Next, they picked a man named Matthias to join the disciples, to replace Judas who had betrayed Jesus.

Were the disciples being obedient? (Yes) They spent time in prayer and prepared to become witnesses for Jesus!

The Holy Spirit equips the disciples to obey

Read Acts 2:1-4

Recap: Just like Jesus promised, the disciples received the Holy Spirit and were equipped to be witnesses for Jesus around the world. This day, when they received the Holy Spirit, is called Pentecost. This is also when the Church Age began! *Refer to the timeline and point out the Church Age.*

And just like Jesus promised, the disciples became witnesses! They immediately began to tell people the Good News about Jesus, and many people became believers. All of these believers were part of the Church around the world. That's why it's called the Church Age! We're going to learn more about these believers and the early Church in the next few weeks.

Why were the disciples ready to be witnesses? They were ready because they had spent time with Jesus, they had spent time in prayer, they prepared their team, and they received the Holy Spirit.

Conclusion

Just like the disciples, we are part of the Church Age, because all Christians are part of the Church around the world! *Refer to the timeline and point out the Church Age.* Every person who believes in Jesus as their Lord and Savior receives the Holy Spirit and is equipped to be a witness for Jesus! The Church Age will continue until Jesus comes back, just like He promised.

Do Right and Feel Right

Just like the disciples were prepared to obey Jesus, we can be prepared, too. When we ask Jesus to be our Savior, He forgives us, makes us clean, and gives us the Holy Spirit as a gift! The Holy Spirit lives inside us and helps us live life God's way instead of our way.

What are some ways we can follow the disciples' example and be prepared to obey Jesus? *Invite students to discuss; answers should include prayer, studying God's Word, listening to godly influences (parents, leaders, friends), looking for ways to serve others, being ready to share the Gospel, etc.*

When we are prepared, how can we feel? *Invite students to discuss; answers may include comforted, confident, assured, excited, peaceful, etc.* When I am prepared, I feel faithful. Do you know what faithful means? It means that I am loyal and steadfast. It means that I keep my promises, and I'm obedient when Jesus gives me instructions. It feels good to feel faithful!

Let's pray and ask God to help us be alert and ready for the opportunities He will give us to obey Him! *Close in prayer.*

End-of-Class Review Game: What did we discover today?

1. What did Jesus do with the disciples while He was still on earth? (Showed them proof that He is alive, taught the disciples)
2. What did Jesus promise the disciples before He returned to heaven? (They would receive the Holy Spirit)
3. Where did Jesus go? (Heaven)
4. What did the angels tell the disciples? (Jesus would return the same way He left)
5. What did the disciples do after Jesus returned to heaven? (Prayed and prepared to be witnesses)
6. How did God equip the disciples to be witnesses? (He gave them the Holy Spirit)
7. What is the Church Age? (The time from Pentecost until Jesus comes back)

Lesson 9

Acts 4:32 – 5:11

Know Right:	Ananias and Sapphira are dishonest.
Think Right:	“Do not steal. Do not lie. Do not deceive one another.” Leviticus 19:11
Do Right:	I will tell the truth.
Feel Right:	I can feel honest when I tell the truth.

GET READY!

Just like Ananias and Sapphira, we may feel tempted to be dishonest in order to make ourselves look good in front of others. God knows our hearts and sees our true motivations and desires. In this week's lesson, God gives the early Church (and us) a clear warning to live an honest life that honors God.

Pray: Ask God to cause your students to be sensitive to sin, that they will be quick to recognize it, and they will run from it.

Read: Acts 4:32 – 5:11

Know Right: Ananias and Sapphira are dishonest

After Jesus' resurrection and ascension, the Christian church began. Jesus' followers lived devoted lives, boldly sharing the Gospel and selflessly sharing in fellowship. Their unity is an amazing testimony of a life centered on Christ. An exception was Ananias and Sapphira, a husband and wife among the early Christians, who tested the Holy Spirit with their conspiracy to fraudulently contribute from their wealth. Their punishment was swift and severe. They serve as a shocking example to help us remember to tell the truth.

GET SET!

Lead Teacher's Notes:

- Please refer to the Children's Ministry Resource Bible: page 1134 (History of the Early Church); page 1381 (Lesson: Ananias and Sapphira Lie to God); page 1431 (The Work of the Holy Spirit).
- This lesson covers a short passage of Scripture that may be dramatically read in full, with additional teacher commentary, questions, and answers in between the verse passages.

Creative Ideas for the Bible Lesson:

1. Bring in play money and give each student different amounts as they enter the classroom. Role play the early Church as you tell the lesson. Have students give the money freely and rejoice as a church family because all their needs are met. Then set aside two students as Ananias and Sapphira and give them extra money to represent their financial gains.
2. Create a mystery out of today's lesson. Have two body "chalk lines" (use tape) on your floor with gold coins sprinkled around it when students walk into the class. Tell students that two people died, and it is their challenge to crack the case on who, what, where, and why it happened by the end of class.

GO!

Pre-Service Review Game and Worship

Worship Leaders lead review game, followed by worship. Details in Resources Booklet.

Discover Time: Are you honest?

Goal: To reinforce the importance of being **honest**.

DT Activity: Sand Station

Supplies:

- Box of shovels (place next to the Sand Station)
- An actor that students do not know (optional: wear a spy type hat and a black jacket)
- Tracker Tickets

Setup instructions: The sand should be raked and level.

Instructions for the DT Leader:

1. Divide students into pairs and have them sit around the sand.
2. Challenge teams to dig to the bottom of the sand using only their hands. Stress to the students that they can *only* use their hands.
3. Add a little drama! As teams are digging, have an actor walk around and quietly tell each team that it's okay if they use a shovel even though the rules say not to. Hopefully, students will recognize that if they try to win using a shovel, it will be a lie and they will not win! If anyone does choose to use a shovel, it will be a great discussion point in class.
4. At the end of the activity, award three Tracker Tickets to everyone who **honestly** dug without a shovel and award five Tracker Tickets to everyone who actually hit the bottom without using a shovel.

Mission Station – *The Mission Lesson can be downloaded from the DLG website.*

Bible Lesson Introduction

Lead Teachers ~ Connecting the DT to the Lesson: Today you were tempted to lie during your Discover Time activity. Did you think twice about lying or did you immediately recognize it was wrong and decide not to do it? How important do you think it is to be honest? We're about to find out! By the way, the people who were tempting you to be dishonest were actors - they were helping us teach you about honesty!

Mission Lesson connection: No matter where you go in this world, people struggle with the sin of lying. How important do you think it is to be honest? We're about to find out!

Pray: Ask a student to lead the class in prayer. Remind the other students that their minds should be focused as they pray along with the person praying.

Find It: Where would we learn about the Church that began after Jesus went up to heaven? (In the NT in the book of Acts) Our lesson today begins in the book of Acts, chapter 4, verse 32.

Timeline: *Referred to in the lesson.*

Introduction to the Bible Lesson:

Use your Bible timeline as you walk through this introduction.

Recently we celebrated Easter, the day Jesus rose from the dead after He was crucified for our sin. That was an amazing day that changed the whole world! Now people can be sure that God gives eternal life and eternal security to those who believe in His Son, Jesus. After Jesus rose from the dead, He stayed on this earth for forty days before He went to heaven to be with His Father. After that, on the day of Pentecost, Jesus sent the Holy Spirit to live in everyone who believes in Him. The Holy Spirit helped the disciples perform miracles and tell people about Jesus. More and more people believed in Jesus and became part of what we call the Christian Church. This was a very important time because it's when Christianity, that means faith in Jesus Christ, began to spread all over the world.

Today we're going to learn something really shocking that happened in the early Christian Church. Are you ready to find out?

Scripture Outline: Acts 4:32 – 5:11

There is unity in the church

Read Acts 4:32-37

Recap: It must have been really awesome to be one of the believers at that time. They loved Jesus and each other so much they shared everything! What do you think Jesus' disciples were doing? (Telling people about Jesus)

Since the disciples were busy telling people about Jesus, they weren't making money working at other jobs. If the disciples needed money, a believer might sell a piece of land or even their house to make sure the disciples had what they needed while they were telling people about Jesus. Isn't that awesome?

Who was one of the early Christians that sold a field and gave the money to the disciples? (Barnabas) Barnabas loved God, and he did a lot to help the early Church. Things were going really well, but then there was trouble!

Ananias and Sapphira make a plan

Read Acts 5:1-2

Recap: What did Ananias and Sapphira do? (Sold a piece of land, kept part of the money, and gave the rest to the disciples)

Guess what. Ananias and Sapphira wanted people to think they were being generous like Barnabas. They wanted God and the people in the church to believe something that wasn't true. What's that called? (Lying) Remember, in our Discover Time activity today, you were tempted to lie. What are some things that kids might lie about? *Allow various answers.* And what is lying? (A sin) *Show dark page of Wordless Book.*

Do you think Ananias and Sapphira got away with their lie? Let's see.

Ananias' lie is exposed

Read Acts 5:3-4

Recap: Wow! How did Peter know Ananias and Sapphira were lying? Well, think about it. Can we hide anything from God? (No) You mean He knows everything about us? (Yes)

God knew Ananias and Sapphira were lying, and He let Peter know through the Holy Spirit. I bet Ananias and Sapphira never expected that! And who wanted Ananias and Sapphira to lie? (Satan) Instead of doing things God's way, Ananias and Sapphira did things Satan's way. Satan wants all of us to mess up like Ananias and Sapphira did.

Let's make sure we understand the whole picture. Would it have been okay for Ananias and Sapphira to keep part of the money they received for their land? (Yes, keeping the money wasn't the sin) What

was the sin? (They lied to God) Is it ever okay to lie to God? (No) If we lie to God, will He know it? (Yes, He knows everything) What do you think happened next?

Ananias is punished

Read Acts 5:5-6

Recap: That's a pretty bad punishment, isn't it? Let's see what happened to Sapphira.

Sapphira's lie is exposed

Read Acts 5:7-8

Recap: Uh-oh! Did Sapphira just lie to God, too? (Yes) Let's see what happened to her!

Sapphira is punished

Read Acts 5:9-11

Recap: Did you think Sapphira would die, too? *Allow students to answer.*

How did the people in the church and others feel when they heard about Ananias and Sapphira? (They were very afraid) Should we be afraid of God? Do you know that Psalm 111:10 says, "The fear of the Lord is the beginning of wisdom"? We need to understand that God knows exactly what is in our hearts. We may be able to fool people, but we can never fool God.

Just think if God hadn't punished Ananias and Sapphira like He did. Then people would have thought that it was okay to lie and to cheat the church. If people in the church lie and cheat each other, is that a very good way to help others come to Jesus to be saved from their sin? (No) God took the bad thing that Ananias and Sapphira did and used it to teach the people of the church to be honest and trust Him with everything.

Do you remember our Think Right verse? Let's say it now. *Have class recite Leviticus 19:11*

Conclusion

After all of this happened with Ananias and Sapphira, God kept helping the people who trusted in Him. The disciples did many miracles, and they told people about Jesus. More and more people believed in Jesus to save them from their sin, and the Church continued to grow. God always does the right thing!

Do Right and Feel Right

Ananias and Sapphira did not tell the truth. Instead, they lied. God took their foolish dishonesty and used it to teach us that we need to be honest and tell the truth all the time. When we do this, we can feel trustworthy! How honest are you? None of us can be totally honest without depending on Jesus to help us. Have you trusted in Jesus to save you from your sin? Is He the leader of your life? Would you like to learn how to ask Jesus to forgive your sin? *Opportunity to share the Gospel through the Wordless Book.*

End-of-Class Review Game: What did we discover today?

1. How did people in the early Church help the disciples? (They would sell land and homes and give the disciples the money to live on while they were telling people about Jesus)
2. When Ananias and Sapphira sold their property, what did they do with the money? (They kept part for themselves, and they gave part to the disciples)
3. What did Ananias and Sapphira want people to think? (They gave all the money to the disciples)
4. Was it a sin for Ananias and Sapphira to keep part of the money? (No)
5. What did Ananias and Sapphira do that was a sin? (They lied to God)
6. What happened to Ananias and Sapphira? (They died)
7. What happened to the disciples and the Church? (The disciples did many miracles, they told people about Jesus, so more people believed, and the Church grew)
8. Are you determined to tell the truth?

Lesson 10

Acts 6:1 – 8:3

Know Right:	Stephen stands firm for Jesus.
Think Right:	“Therefore, my dear brothers, stand firm. Let nothing move you. Always give yourselves fully to the work of the Lord, because you know that your labor in the Lord is not in vain.” 1 Corinthians 15:58 (Top 12)
Do Right:	I will stand firm for Jesus.
Feel Right:	I can feel confident when I stand firm for Jesus.

GET READY!

This week we are learning about Stephen, the first martyr of the early church. He was a man who stood firm for Jesus, truly living out 1 Corinthians 15:58. As we study this lesson, let's pray that we will confidently stand firm for Jesus in our lives.

Pray: Students are under an enormous amount of pressure to sin. Pray that your students will be able to think through a Biblical worldview lens. When they THINK about what they KNOW is true from Scripture, it will help them to DO what is right, which will cause them to FEEL right, and then make the right decision, no matter the cost.

Read: Acts 6:1 – 8:3

Know Right: Stephen stands firm for Jesus

The truth of the Gospel continued to be sown and the early church rapidly grew. This growth required the twelve disciples to seek assistance to meet the daily needs of Jesus' followers. The twelve chose seven faithful men to be their helpers, one of whom was named Stephen. Stephen performed miraculous signs as a testimony of God's presence, and this drew strong opposition from Jesus' enemies. When false charges were brought against Stephen, he fearlessly recounted the history of Israel and confronted his accusers with the murder of their Savior. In response, he was stoned and became the first Christian martyr. In his death, Stephen displayed to us the potential cost when we stand firm for Jesus.

GET SET!

Lead Teacher's Notes:

- Please refer to the Children's Ministry Resource Bible: page 1120 (History of Israel: People, Land, Kingdom, Remnant); page 1131 (History of Israel: The Remnant/Bridging the Testaments); page 1414 (Introduction to the History of the Church: Acts); page 1645 (definition of blasphemy—strong words or actions used to show disrespect for God).
- This lesson is a perfect opportunity to use our Bible timeline to show the big picture of God's sovereign plan to save us from our sin. Stephen takes us back to the days of Abraham, Jacob and his twelve sons, the captivity in Egypt, and God's deliverance of Israel through Moses. Finally, Stephen's address reaches its climax with the Jewish religious leaders' rejection of Jesus.

Creative Ideas for the Bible Lesson:

1. Make large arrows, in advance, and put them on the timeline as you teach each part.
2. As you teach the lesson, encourage students to put themselves in Stephen's shoes and ask how they think he felt. Use the Feel Right poster to help give them ideas.
3. For older students, create a tombstone in your classroom for Stephen. As students enter, make the room feel somber and open your class by saying, "Let me tell you what happened to this good man named Stephen." End the class by saying "If Stephen could write one verse on his tombstone, what would it be?"

GO!

Pre-Service Review Game and Worship

Worship Leaders lead review game, followed by worship. Details in Resources Booklet.

Discover Time: The big picture!

Goal: To review the Bible timeline—the **big picture** of God's plan to save us from our sin—like Stephen did when he was questioned by Jesus' enemies.

Note: *It is important not to turn this into a lecture, but rather a fun review. Place visitors with students who are regular attenders.*

DT Activity: Sand Station

Supplies:

- Seven Bible Timeline cards, laminated and buried in the sand (see appendix)
 1. Abraham and Sarah (looking at the starry sky)
 2. Jacob and twelve sons
 3. Joseph (with his coat of many colors)
 4. Moses (with his staff)
 5. Joshua (and the walls of Jericho)
 6. King David (with Goliath)
 7. Jesus (this picture will be larger than the rest)
- A string and clothespins to hang pictures in timeline order
- Timer to create suspense
- Bell, horn, or whistle

Note: *If the class is too large, divide into two teams. Then you will need to divide the Sand Station into two equal sections and have a second set of the above supplies.*

Instructions for the DT Leader:

1. Tell your class they will race to create a timeline of the Bible in order from Abraham to Jesus. Tell them that their goal is to do this in record time. The class will dig in the sand to find pieces of the timeline that are buried there. As soon as they find a piece of the timeline in the sand, they should hang it on the clothesline in any order. Later you will give them clues to help them place them in the correct order.
2. Begin the challenge and the timer.
3. Throughout the race, continue to highlight the time.
4. As soon as the class has all seven pictures, you will give them hints, and they will have to put the pictures in the correct order to make the **big picture** of God's plan (timeline).

5. One at a time, quickly give the following hints and let the class tell the Shepherd how to rearrange the pictures in the correct order:
 - God promised a man named Abraham that he would have as many descendants as there are stars in the sky, even though he was old and didn't have any children. When Abraham was 100 years old and his wife Sarah was 90 years old, God's promise came true. They had a baby boy named Isaac!
 - Isaac had a son named Jacob, and when Jacob grew up, he had twelve sons.
 - Jacob had a son named Joseph. He gave Joseph a special gift. Joseph's brothers were jealous and they sold him to be enslaved in Egypt.
 - Jacob's family moved to Egypt, and it kept growing. They were called the Israelites. The family grew so large that the Egyptians were scared of them and enslaved them all. God sent Moses to help them escape, and God parted the Red Sea so they could get away!
 - After Moses came Joshua, who led the Israelites into the Promised Land and followed God's plan to bring down the walls of Jericho.
 - King David was known for loving God, and when he was young he killed a giant named Goliath.
 - King David was important because someone very special was going to come from his family. This very special person was the Savior of the world who came to save us from our sin. His name is Jesus!
6. After the timeline is in the correct order, sound off a celebration horn or bell as the students celebrate.
7. Tell the class that this is the **big picture** of God's plan to save us so we can live with Him forever some day!

Bible Lesson Introduction

Lead Teachers ~ Connecting the DT to the Lesson: What did you create in your Discover Time activity? (A Bible timeline - the big picture of God's plan to save us from our sin) Do you realize God had a plan to save us from our sin from the very beginning of time when He created the world? He used many people over thousands of years (*make a gesture down the timeline*) to bring our Savior, Jesus, to this earth to die for our sin. This is what He did for us. So, my question is: Are you going to stand firm for Him?

Pray: Ask a student to open your class in prayer. Allow the student to pray from their heart for the church (the class) and for you, the classroom leaders.

Find It: Today our lesson will be found in the book of Acts, chapter 6, starting in verse 1. Acts is in the New Testament, and it teaches us about the church.

Timeline: Can you find a picture of the "Church Age" on the timeline?

Introduction to the Bible Lesson:

After Jesus rose from the dead and went up to heaven, the Christian church began. Jesus' followers received the Holy Spirit and were able to perform amazing miracles. They boldly told people how Jesus could save them from their sin. Many Jews believed in Jesus and became members of the church, but most of them didn't believe. Some of them even persecuted Jesus' disciples and told them to stop talking about Jesus. Persecuted means these people were very cruel and mean to the Christians. Some of Jesus' disciples were even put in jail, but the disciples said they would obey God, no matter what people might do to them. This was a very exciting time in the Christian church because it was growing so fast, but it was also a very dangerous time. Today, we will learn just how dangerous it was. Let's pray and ask God to teach us from His Word.

Scripture Outline: Acts 6:1 – 8:3

The disciples need help

Paraphrase of Acts 6:1-7:

The church was growing so fast that the disciples needed some help. They chose seven men to pass out food to the widows in the church, so the disciples could spend their time telling people about Jesus. One of the seven helpers was named Stephen. Let's find out what happened to Stephen.

Stephen is accused of blasphemy

Paraphrase of Acts 6:8 – 7:1:

Stephen loved God and boldly told the truth about Jesus. Some of the Jewish religious leaders accused him of being disrespectful to God. Do you think Stephen stood firm? Let's see.

Stephen reminds the religious leaders about Israel's history beginning with Abraham

Paraphrase of Acts 7:2-8:

Use your Bible timeline to show the history of God's plan.

Stephen reminded the Jewish people about the special plan God had since before He created the world. He started with Abraham. Do you remember Abraham? God had a very special plan for Abraham's family. A long time before Jesus was born, God told Abraham to leave the country where he lived and go to another land. God made a special promise to Abraham. God told Abraham that he would have a huge family, and that God would give them this new land. *Point to the timeline.* But there was one big problem. Abraham was 75 years old, and he didn't have any children! Do you think that was a problem for God? (No) When Abraham was 100 years old, he had his son named Isaac! God told Abraham something else that was very important. God said that Abraham's family would be enslaved and mistreated for 400 years in a foreign country. Abraham had Isaac, then Isaac had Jacob, then Jacob had twelve sons. *Point to the timeline.* Jacob and his twelve sons were called the Israelites.

The Israelites become enslaved in Egypt

Paraphrase of Acts 7:9-19:

Do you remember who was one of Jacob's twelve sons? (Joseph) *Point to the timeline.* Joseph's brothers sold him as a slave into Egypt. Even though his brothers were trying to harm Joseph, God was with him and took care of him. When there was a famine, all of Jacob's family moved to Egypt. Jacob's family kept growing, but something bad happened. They were enslaved in Egypt for 400 years, just like God had told Abraham. The Egyptians were very cruel to the Israelites, so the Israelites cried out to God for help.

God sends Moses to rescue the Israelites

Paraphrase of Acts 7:20-36:

Do you remember the man God chose to rescue the Israelites from Egypt? (Moses) How did God protect Moses when he was a baby? (Pharaoh ordered all the babies to die, but Moses' mother put him in a basket in the river. Pharaoh's daughter found him and raised him as her son) When he was grown up, the Israelites didn't believe God had sent Moses to lead them out of Egypt, so they ended up being slaves for 40 more years! Do you know what happened next? (God appeared to Moses in the burning bush and told him to lead the Israelites out of Egypt) What happened when Pharaoh wouldn't let them go? (God punished the Egyptians with the ten plagues) Finally, Pharaoh let them go, and they were free! They crossed the Red Sea on dry land and went to the mountain called Sinai.

Israel rejects God

Paraphrase of Acts 7:37-50:

Do you remember what God gave Moses and the Israelites on Mt. Sinai? (The Ten Commandments) What did the Israelites do when Moses was on the mountain with God? (They made an idol, a golden calf, to follow and worship) Can you believe that after all God had done for

them, they wouldn't trust in Him? Instead, they decided to trust in a golden calf they had made with their own hands.

But God was still with them. Moses told the Israelites that God was going to send someone very special to them one day. This special person would be a prophet, and He would be someone from their own family. God said that the Israelites must listen to everything this special prophet said. Do you think you know who this special person is? If you do, don't say it out loud! Let's find out if you are right.

Stephen declares that the Jewish religious leaders betrayed and murdered the special prophet

The Israelites finally got to live in the land God promised them, but they didn't always trust God. This began the time of the judges, such as Samson (*point to the timeline*), and the kings, such as King David (*point to the timeline*). Eventually the Israelites were conquered and taken to other countries to live. But God was always with them. That's because He was going to bring the most special person ever from their family. Over 400 years later (*point to the timeline*) it finally happened (*point to the timeline*).

Read Acts 7:51-53

Recap: Who was the special prophet that ended up being betrayed and murdered? (Jesus) *Point to the timeline*. Do you think these Jewish religious leaders liked hearing this? What do you think they did to Stephen?

Stephen is stoned to death

Read Acts 7:54-60 (*Recap includes paraphrase of Acts 8:1-3*)

Recap: They killed Stephen! And even after they killed Stephen, they killed many more people in the church. This was a horrible thing for them to do, but where did Stephen get to go? (Heaven!) He got to go be with Jesus forever! And what did Stephen say to God right before he died? (He asked God not to hold their sin of stoning him against them)

Do you remember our Think Right verse? Let's say it now. *Have class recite 1 Corinthians 15:58*. Did Stephen stand firm and give himself fully to the work of the Lord? (Yes, He gave everything he had!)

Conclusion

Stephen was confident! He stood firm and told the religious leaders about God's special plan and the truth about Jesus. They had betrayed and murdered the special prophet God sent. Jesus was the one who came to save them from their sin, but they wouldn't believe Him, so they crucified Him. Stephen wanted them to understand the terrible thing they had done, so they would believe in Jesus and be saved, but instead they became so angry they killed him.

Do Right and Feel Right

A lot of people need to hear about Jesus. Some people will believe, and some won't. Some people might even get very angry with you and no longer be your friend. But you don't ever need to be afraid. God is with you. He's given you His Holy Spirit to help you stand firm and confidently tell people the truth about Jesus, just like Stephen did. God wants to use us to help people be saved from their sin and go to heaven. Next week we're going to learn about someone else God used. This week, be confident, stand firm, and tell someone about Jesus!

What about you? Have you believed in Jesus? Do you need to hear more about how He will forgive your sin? *Opportunity to share the Gospel through the Wordless Book and present an invitation to receive Him as their Savior.*

End-of-Class Review Game: What did we discover today?

1. Who was Stephen? (One of the disciples' seven helpers)
2. Why did the disciples need help? (The Church was growing very fast)
3. What did the Jewish religious leaders accuse Stephen of? (Blasphemy – being disrespectful to God)
4. What did Stephen explain to the religious leaders? (He explained God's special plan and the truth about what the religious leaders did to Jesus, God's Son)
5. What did the religious leaders do to Stephen when he told them the truth about Jesus? (They stoned him to death)
6. What did Stephen say to God before he died? (He told God not to hold their sin of stoning him against them)
7. Where did Stephen go when he died? (Heaven)
8. Are you ready to stand firm and confidently tell everyone the truth about Jesus?

Lesson 11

Acts 8:1-5, 8:26-40

Know Right:	Philip tells the Ethiopian about Jesus.
Think Right:	“For it is by grace you have been saved, through faith - and this not from yourselves, it is the gift of God - not by works, so that no one can boast. For we are God’s workmanship, created in Christ Jesus to do good works, which God prepared in advance for us to do.” Ephesians 2:8-10
Do Right:	I will serve God.
Feel Right:	I can feel excited when God allows me to serve Him.

GET READY!

This week, we are encouraging students to think about how they might serve God. Many of them might have the opportunity to disciple children someday - like you do! Be encouraged that it is a high and holy calling to use your gifts to share the Gospel with children and teach them what it means to follow Jesus.

Pray: God knows who is sitting in your classroom and what their future will look like. Pray that through this lesson, students will have the desire to allow God to fully use their lives, gifts, and talents for His purpose and glory.

Read: Acts 8:1-5, 8:26-40

Know Right: Philip tells the Ethiopian about Jesus

Stephen’s death was followed by a great persecution of those who followed Jesus. A result of this persecution was the scattering of the disciples into the north and south of Israel. The message of the Gospel was therefore spread, and the body of Christian believers expanded. God was at work, and His plan would not fail. Included in that plan was an encounter between Philip and an official of the queen of Ethiopia. The Ethiopian man was a seeker returning home from a trip to worship in Jerusalem. The divinely ordained meeting achieved its purpose when God used Philip to lead this seeker to salvation in Christ. This account shows us how important it is, no matter what the circumstances, to be ready to serve God.

GET SET!

Lead Teacher's Notes:

- For the purposes of this lesson, we will say that an eunuch is a special type of palace official or helper.
- This lesson covers a short passage of Scripture that may be dramatically read in full, with additional teacher commentary, as well as questions and answers in between the verse passages. Teachers should always have their Bibles open during the entire lesson, so students know the account is coming from the Bible. All students should open their Bibles to the

scripture passages noted in the lesson below. Assistance may be required for younger, visiting, or new students.

Creative Ideas for the Bible Lesson:

1. Create a road through your room with roll paper. Have students sit along the road (with their Bibles) as you teach the lesson. Highlight the different events that took place in the Scripture passage.
2. Use LEGO people or other action figures with a toy chariot, miniature scroll, and road to “act out” the lesson.

GO!

Pre-Service Review Game and Worship

Worship Leaders lead review game, followed by worship. Details in Resources Booklet.

Discover Time: Serve God!

Goal: To challenge students to think about how **God can use what they like to do to serve Him** and build up the church.

DT Activity: Art Station

Supplies:

- Activity sheet with an outline of a person and “**God can use what I like to do!**” (see appendix)
- Crayons, markers, colored pencils

Instructions for the DT Leader:

1. Challenge students to briefly think about **what they like to do** and then brainstorm how **God can use what they like to do to serve Him**. Ask the following questions to get them thinking:
 - What do you like to do?
 - How can **God use what you like to do** so others could learn about God?
 - Perhaps you like to draw. How could God use that to teach others about Jesus?
 - What if you like video games, how could God use that?
 - If you like airplanes, could God use you as a missionary who flies supplies into faraway countries?
 - What if you want to work very hard and become wealthy? God could use you to fund many big mission projects or churches.
2. Pass out activity sheets and announce that you will have a contest to see who can draw the best picture showing how **God can use what they like to do**. The student with the winning picture will receive ten Tracker Tickets.
3. Teachers and Shepherds should walk around and talk to students, challenging them to think even “bigger” than their own dreams...to think “God-sized.”
4. Hang pictures in the Art Station for others to see.

Mission Station - *The Mission Lesson can be downloaded from the DLG website.*

Bible Lesson Outline

Lead Teachers ~ Connecting the DT to the Lesson: Can God really use what you like to do so others will know and learn more about Jesus? What do you like to do? Do you think He could use your gift of playing football to start a sports camp where kids can learn more about football and hear the Gospel? Or your ability to build incredible LEGO buildings to design a hospital for people who have physical needs?

Pray: *Have a student specifically pray that God will challenge the class (the church) to use their gifts to serve God.*

Find It: Let's open our Bible to the New Testament book of Acts, chapter 8.

Timeline: *Referred to in the lesson.*

Introduction to the Bible Lesson:

Before Jesus went to heaven, He gave His disciples a really important instruction. In Matthew 28:19-20 He said, "Therefore go and make disciples of all nations, baptizing them in the name of the Father and of the Son and of the Holy Spirit, and teaching them to obey everything I have commanded you. And surely I am with you always, to the very end of the age." This is called the Great Commission. God wants to use us to tell others how Jesus can save them from their sin. Aren't you thankful that Jesus' disciples obeyed His command?

Last week, we learned that Stephen (*point to the timeline*) was persecuted and stoned to death when he boldly told the truth about Jesus. Today, we will learn what happened right after Stephen died and went to heaven.

Scripture Outline: Acts 8:1-5, 8:26-40

The church is persecuted and scattered

Read Acts 8:1-5

Recap: It must have been hard for Jesus' disciples when they were persecuted. But our God is so amazing! Even though it was hard when the disciples were persecuted, God worked it for good, and He used the disciples who were scattered to tell people in other places about Jesus. We're going to learn about one of them now.

An angel sends Philip to a desert road

Do you remember when Jesus' disciples chose seven men to help them? Stephen, who we learned about last week, was one of those men. Another one of those seven men was Philip, and God had a special job for Philip to do. Do you remember our Think Right verse, Ephesians 2:8-9? Let's say it together now. *Have the class recite Ephesians 2:8-9 and then you recite Ephesians 2:10, "For we are God's workmanship, created in Christ Jesus to do good works, which God prepared in advance for us to do."* Let's find out what good work God wanted Philip to do.

Read Acts 8:26

Recap: Hmmm...an angel of the Lord told Philip to go down to a desert road. Now, why would an angel want Philip to do that? I wonder if Philip obeyed the angel. Think about it. His friend Stephen had just been killed when he served God by telling people about Jesus. Do you think Philip was ready to serve God after that happened? Let's find out.

Philip meets the Ethiopian

Read Acts 8:27-30a

Recap: Who did Philip meet on the road? (A man from Ethiopia) The country of Ethiopia is a long way from Jerusalem. The queen of Ethiopia was named Candace. This Ethiopian man was a special official in charge of everything Queen Candace owned! Why did this Ethiopian man go to Jerusalem? (To worship God) Even though he lived in a different country, he still went to Jerusalem to worship God just like the Jewish people did. What was the man reading when Philip ran up to the chariot? (God's Word)

in the Book of Isaiah; Isaiah was a prophet) Is the book of Isaiah in the Old Testament or the New Testament? (The Old Testament) Let's find out why the Ethiopian man was reading the Book of Isaiah.

The Ethiopian is a seeker

Read Acts 8:30b-31

Recap: Did the Ethiopian man understand what he was reading in the Bible? (No) What did he say he needed? (Someone to explain it to him) Do you think it was good that the Ethiopian man wanted someone to explain God's Word to him? (Yes!) We call people trying to find out the truth about God and His Word "seekers" because they are seeking the truth! Do you think God wanted Philip to serve Him by helping this Ethiopian seeker? (Yes) Does Philip seem like he's ready to serve God? (Yes) Let's hear what the Ethiopian was trying to figure out.

The Ethiopian is reading prophecies about Jesus

Read Acts 8:32-33

Recap: Remember, Isaiah was one of God's prophets. He gave people God's message about what would happen in the future. Let's keep reading.

Philip tells the Ethiopian man about Jesus

Read Acts 8:34

Recap: The Ethiopian man wanted to know who the man in the prophecy was. Do you think you know? Could you have helped the Ethiopian man understand God's Word? Who do you think the prophecy is about? *Read the passage from Isaiah again, if needed (Acts 8:32-33). Allow students to give their answers.*

Let's see what Philip told him and see if you're right.

Jesus is the answer

Read Acts 8:35

Recap: You're right! The prophecy was about Jesus! Then Philip told the Ethiopian man the Good News about how he could be saved from his sin!

Gospel

What about you? Have you believed in this Good News? *Show the dark, red, and clean pages of the Wordless Book.* Do you think the Ethiopian man made the choice to believe in Jesus to be saved from his sin? Let's find out!

The Ethiopian is saved from his sin

Read Acts 8:36-40

Recap: Did the Ethiopian man believe in Jesus to save him from his sin? (Yes) And how did he show it? (He asked Philip to baptize him in water) Do you think Philip was ready to keep serving God? How do you know? (Yes, he kept traveling and telling people about Jesus) Let's think about everything we've just learned.

Conclusion

Even though it was wrong for the religious leaders to stone Stephen, did God work it for good? (Yes) How? (The disciples scattered and told people in other places about Jesus) Even though it must have been a very scary time, was Philip ready to serve God? (Yes) How did God use Philip? (To tell people and the Ethiopian man how Jesus could save them from their sin)

Do Right and Feel Right

If God asked you to use your gifts to serve Him (*refer to Discover Time*), would you? Ephesians 2:10 makes it clear that God has a plan for you and your skills - something big that He planned in advance for you to do. Serving God is an honor and an exciting adventure!

End-of-Class Review Game: What did we discover today?

1. What happened to Jesus' disciples right after Stephen was stoned to death? (They were scattered to other places)
2. Who did God want Philip to meet? (The Ethiopian man)
3. Did the Ethiopian man believe in God? How do you know? (Yes, he had been to Jerusalem to worship God, and he was reading God's Word)
4. What problem did the Ethiopian man have? (He couldn't understand God's Word)
5. What did God want Philip to do for the Ethiopian man? (Explain how Jesus could save him from his sin)
6. What happened when Philip told the Ethiopian man about Jesus? (He believed and was baptized)
7. Why did the Ethiopian man want to be baptized? (To show that he believed in Jesus)
8. Are you ready to serve God?

Lesson 12

Review Day

Know Right:	True wisdom comes from God's Word.
Think Right:	"But grow in the grace and knowledge of our Lord and Savior Jesus Christ." 2 Peter 3:18a (Top 12)
Do Right:	I will remember God's Word.
Feel Right:	I can feel wise when I remember God's Word.

GET READY!

A recurring theme in Scripture is God's instructions to His people to take time to remember what He has done. Each quarter, we do just that; we interrupt the usual pattern to take time to review and celebrate what He has taught us about Himself through His Word. As you prepare this week, take a few minutes to look back on the lessons and thank God for what He has taught you and how you've seen your students grow. Then enjoy remembering and celebrating together with them!

Pray: As we review this week, pray that your students will be quick to remember what they learned and eager to apply it to their own life.

Know Right: True wisdom comes from God's Word.

Our study of the New Testament now concludes as we take a day to remember the many important truths we have studied to grow in the grace and knowledge of our Lord and Savior. In a few weeks, we return to the exciting times of the Old Testament where we will watch God work in amazing and powerful ways in the lives of many people. Until then we remember God's Word and live it out each day of our lives.

GO!

Pre-Service Review Game and Worship

Worship Leaders lead review game, followed by worship. Details in Resources Booklet.

Discover Time:

Note: *There will be no Discover Time this week due to the interactive Classroom Review Activity.*

Lesson Introduction

Pray: *Challenge one of your students to open the class in prayer. This will help them learn to pray in a public setting, build confidence, and develop their spiritual leadership skills.*

Classroom Review Activity: Race around the room!

Classroom Supplies / Setup:

- 8.5"x11" pieces of colorful paper or carpet squares (place on the floor around the outside border of your classroom, like a giant board game around your classroom; the first one should be labeled "start" and the last one should be labeled "finish"; you may want to remove the tables from the classrooms)
 - **Alternate idea:** Instead of using large pieces of paper around your classroom, use smaller squares of paper on your bulletin board or whiteboard and have students race around the board instead of racing around the room.
- Spinner with numbers 1-4 and at least one space with "Go back 3 spaces" and one space with "skip a turn" (alternate option: use a large die and replace the "five" and "six" on the die with "go back 3 spaces" and "skip a turn")
- One cone per team (or small markers if using your bulletin board or whiteboard)
- Lesson Review Questions and On Track Map Questions (located in the Resources Booklet)
- Index cards (one per student; will be handed out at the end)
- Colored pencils, pencils, or thin markers

Concession stand: Create a fun concession stand in the Food Station or in a central area, like the hallway just outside the classrooms; classes will come to this one central location to get prizes/snacks; students could visit the concession stand several times, so make sure items are small and you have enough items; ideas include: small prizes (bookmarks, Wordless Book bracelets, etc.), small treats, fruit, juice boxes, penny candy, doughnut holes, etc. **Alternate idea:** Create a small treasure box for each classroom where students can pick their prizes/snacks.

Instructions:

1. Divide class into teams of six to eight students and give each team a colored cone.
2. Assign leaders in the class to: move the cones, ask questions, and "run with the kids" to the concession stand when needed.
3. Team cones should start at the first square (labeled start) on the game board.
4. Have one student from each team spin the spinner to see which team goes first. The team with the highest number goes first.
5. Ask the first question. If they get it right, they can spin the spinner and move their cone that many spaces. If they get it wrong, their turn is over.
6. The next question goes to the next team. Again, if they get it right, they can spin the spinner and move their cone that many spaces. If they get it wrong, their turn is over. (Tip: To speed up the game, ask the next question while the previous team is moving their game piece.)
7. The game continues until one team reaches the last square (labeled finish) on the game board. At that time, their team will race to the concession stand to get a prize/snack.
8. This should be a fast-paced game. While that team is racing to the concession stand, the game does not stop. The other teams will continue to answer questions and move their cone.
9. When the next team hits the last square on the game board, their entire team will race to the concession stand.
10. Teams will want to hurry to the concession stand and hurry back to continue the game and have additional chances to race for prizes.
11. Continue the game until there are ten minutes remaining.
12. Hand out index cards and have kids write down what they learned during the quarter and how they will apply it to their lives. Also have them write a prayer request that the classroom leaders can pray for during the summer. Have younger students draw a picture of their favorite lesson. Make sure students clearly put their name on their card.
13. As students leave, collect the index cards.

Optional: Have teachers write encouraging notes on the back of the index cards and mail them to the students.

On Track Map

Topical Lesson: Good News!

Know Right:	Jesus is alive!
Think Right:	"But thanks be to God! He gives us the victory through our Lord Jesus Christ." 1 Corinthians 15:57
Do Right:	I will know Jesus had victory over death. He is alive!
Feel Right:	I can feel confident knowing Jesus is alive.

GET READY!

Easter is a time to celebrate the truth that Jesus is alive. He had victory over death! What a thought to know that the One who died for our sin still lives today. Let's joyfully celebrate this incredible, powerful victory!

Pray: Pray for each student that will be in your class. Ask God to make them confident enough to share the true meaning of Easter with their family after class.

Read: Various verses (see lesson)

Know Right: Jesus is alive!

GET SET!

Lead Teacher's Notes:

- At Easter, you often have first-time visitors. Use this lesson to clearly communicate the true meaning of Easter and the Gospel. Use this as an opportunity to challenge regularly attending students to share this Good News with their parents and family today.

Creative Ideas for the Bible Lesson:

Use the props listed below to share this lesson (the bigger the props, the better!). At the end of the lesson, students can eat one or two jelly beans that match the topic that you are talking about.

- a. Gold heart with the words "God loves you!"
- b. Word "sin" in big, thick, dark cut-out letters, standing up 3D (cut out of cardboard or foam, or create out of boxes and spray paint them black)
- c. Word "Jesus" in big, thick, red cut-out letters, standing up 3D (cut out of cardboard or foam, or create out of boxes and spray paint them red)
- d. Whiteboard, eraser, and black dry erase marker
- e. Large green letters that say "Grow" and a healthy plant with flowers

GO!

Pre-Service Review Game and Worship

Worship Leaders lead review game, followed by worship. Details in Resources Booklet.

Discover Time: The Jelly Bean Factory

Goal: To introduce visitors to the Wordless Book and to challenge regularly attending students to use the Wordless Book as a tool to share the true meaning of Easter with their families.

All grades: Large open space

Supplies:

- Golden Jelly Bean Factory tickets (see appendix)
- Wordless Book-colored jelly beans (3-5 of each color per student)
- Cups to collect jelly beans (one per student)
- Snack-sized plastic zipper bags or small Easter boxes (to take jelly beans home)
- Markers (to write names on plastic zipper bags or boxes)
- Tracker Tickets
- Believe It or Not booklets (one per student)
- Jelly Bean Factory
 - Create a fun location (or tent) where Wordless Book colored jelly beans can be released down a tube into each student's cup. Prepare portions of jelly beans in advance (3-5 of each color), so "JB Workers" can quickly release beans down the tube (or multiple tubes based on the size of the church) when students stand by the end of the tube. Create a string with a bell to alert the Jelly Bean factory workers to drop the beans. This location should look fun - think "Charlie and the Chocolate Factory" when you design this location. After catching their jelly beans, they should pour them into a plastic zipper bag or box and write their name on it, and then return to the game. Optional: Set this up one week in advance to perk the students' excitement to come on Easter Sunday.
- Wordless Book-colored items (create five different locations around your large open space; each location should have one color of the Wordless Book; ideas: balloons, streamers, cones, flags, construction paper, etc.)

Instructions for the DT Leader:

1. Students will enter and sit in the center of a large open space.
2. Tell students that they will play a game for a chance to earn a ticket to go to the "Jelly Bean Factory."
3. Say: In class, we often talk about five special colors. Each color has a different meaning. Let's do a quick review. Gold = God's love/heaven, Dark = Sin, Red = Jesus died for us (blood), White = Forgiveness/Clean, Green = Grow to be more like Jesus.
4. Explain how to earn **Jelly Bean Factory tickets**: You will notice these colors are around our room. I'm going to say a word and you need to run to the matching color. The last five people to get there will be out. (Note: Based on the size of your group and the speed of the Jelly Bean Factory, the numbers may need to be adjusted.) I will keep calling out words, and you will keep running to the correct colors. The last five students in the game will earn tickets for the Jelly Bean Factory!
5. Say: No worries! After the first five winners are released, we will play additional rounds until everyone earns a ticket to go to the Jelly Bean Factory. After you go to the factory, you can come

back and play again. If you win more than once, you will get Tracker Tickets instead of candy, so hurry back!

6. Make sure students know not to eat the jelly beans right away. They will be used in class.
7. Students who are out (sitting to the side), can help judge who is out.
8. After the first round, restart the game and repeat until everyone has gone to the Jelly Bean Factory.
9. Near the end, give out tickets to students who have not won so they can go to the factory.

Note: This game is designed to review the colors and key words of the Wordless Book while spacing out the students going to the Jelly Bean Factory.

Bible Lesson Introduction

Lead Teachers ~ Connecting the DT to the Lesson: What color jelly beans do you have? Can anyone tell me what each color reminds them of? As I teach the lesson today, keep your bag in front of you until the end of the lesson.

Pray: *Allow a student to open the class in prayer, which encourages spiritual leadership. Remind students that when we pray, we are talking to God.*

Find It: Today we will open our Bibles up to the book of Mark, chapter 15. Mark is in the New Testament.

Timeline: *The timeline is referred to in the lesson.*

Introduction to the Bible Lesson:

Today is Easter, but why is Easter so special? I'm going to tell you, and then today your goal will be to go and tell your parents, grandparents, or friends the same thing using your extra jelly beans.

Scripture Outline

God loves you

Read John 3:16a

Recap: When you see the color yellow or gold (*point to the gold heart*), I want you to think about how much God loves you. This verse says, "God so loved the world..." Guess what, you are included in the "world"! How much does God love you? He loves you so much that He sent His one and only perfect Son to come to this earth. Why did He do this? He sent His Son to rescue us. I'll tell you more about this big rescue in a bit. We celebrate the birth of His Son, Jesus, on Christmas. *Point to the word "Jesus"*. Jesus was born in a town named Bethlehem, grew up in a nearby town called Nazareth, and lived a real life like you. He was a real kid who played, worked, ate, and slept, but there was a VERY big difference between Jesus and other kids - Jesus is God! He is completely perfect, completely holy, and completely good. He has never, ever sinned or done anything wrong. That makes Him the only one who can rescue us from something.

Lead Teacher's note: We will refer back to heaven at the end of the lesson.

Sin

Wait, what do we need to be rescued from? (The punishment from our sin) *Point to the word "sin"*. What is sin? And what is the punishment for sin? (Sin is anything we think, say, or do that is against God) It is pretty clear in the Bible how we should live. But when we choose to say, "I'm not gonna do it God's way, I'll do it my way", it is sin. Sin causes pain, hurt, and sadness. You may not notice it at first, but it

slowly creeps in and destroys you. The punishment for sin is being separated from God forever, meaning not having a relationship with Him and not going to heaven.

Read Romans 3:23

Recap: This verse tells us that sin separates us from God. *Take the word “sin” and move it far away from “God’s love”.* That’s bad news. Do you remember how I said that God sent Jesus to rescue us? Well, this is what He needs to rescue us from.

Jesus

Jesus lived a perfect life on this earth, unlike any other person. In the Bible, we learn that people started to blame Jesus for doing wrong things. They eventually wanted to kill him, even though the ruler of the land, named Pilate, said Jesus was innocent.

Read Mark 15:13-14

Recap: Jesus died. He died to rescue us from our sin.

Read Hebrews 9:22b

Recap: The Bible teaches us that we can only be rescued from our sin if a perfect person would die in our place. Jesus is that person. God knew all along that if He sent His Son, Jesus, to this earth as a baby, He would die so we (me and you) could be rescued.

This lesson isn’t done yet, Jesus didn’t stay dead! Jesus had victory over death, and He rose again! He came back to life!

Read: 1 Corinthians 15:3b-6a

Recap: Jesus rose again, and He appeared to people. This is why we celebrate Easter. Jesus is alive!

Clean

Read Acts 16:31

Recap: This is such good news! If you believe in Jesus, you can be saved from your sin. Let’s look at the whiteboard. Sin invades our life. *Write different types of sin on the whiteboard such as lying, stealing, bad attitude, and selfishness.* But because of what Jesus did for us on the cross, He can rescue us from the punishment for these sins. *Erase the whiteboard clean.* When we accept Jesus as our Savior, our sins are removed, and they are forgotten forever.

Jesus is the only one who can erase our sin. But each of us has to make the choice to ask Him to erase it. He doesn’t force anyone to make this decision. He allows you to make the choice to believe. Do you want Jesus to rescue you? Have you asked Jesus to forgive or wipe away your sin? Let’s stop and think about this.

1. Do you admit you have sinned?
2. Do you want Jesus to save you from the punishment of your sin?
3. Do you want Jesus to be the Leader of your life?

If you answered “yes,” let’s stop and talk to Him: Dear God, I admit I am a sinner, and I need a Savior. I believe Your perfect Son, Jesus, died on the cross to take the punishment for my sin. Please forgive my sin and be the Leader of my life. In Jesus’ name, Amen.

Green and Gold

Read 2 Peter 3:18a

Recap: Green reminds us to grow like this plant. *Show plant.* Not physically, but spiritually; we should grow to know Him and to live for Him. We do this by reading the Bible, going to church, and praying. If

you already prayed and asked Jesus to forgive your sin, you can be super happy knowing you are part of God's family now and for eternity. This is another reason we love the color gold. *Point to gold heart.* It reminds us that God loves so much that He has a place for us to spend eternity; this place is called heaven. This is so exciting!

Conclusion

Let's pull out our jelly beans and do a quick review as we eat the right colored jelly bean. *Review the Wordless Book colors and key points, allowing students to eat one or two of each color of jelly beans.*

Do Right and Feel Right

Are you excited that Jesus is alive? Let's use the jelly beans that we have left to go out and tell someone this exciting, good news today!

End-of-Class Review Game: What did we discover today?

1. How do you know God loves us? (John 3:16a, "For God so loved the world that He gave His one and only Son...")
2. God sent His one and only perfect Son to die for our sin. What was His name? (Jesus)
3. Is Jesus still dead on the cross? (No, He is alive today!)
4. Have you sinned? What sins do kids your age struggle with?
5. Have you asked Jesus to forgive your sin and be the one true leader of your life?
6. How can you grow to be more like Jesus? (Attend church, read your Bible, pray, etc.)

On Track Map

Topical Lesson: Heaven

Know Right:	Jesus is preparing a place called heaven for those who believe in Him as their Savior.
Think Right:	"In my Father's house are many rooms; if it were not so, I would have told you. I am going there to prepare a place for you. And if I go and prepare a place for you, I will come back and take you to be with me that you also may be where I am." John 14:2-3
Do Right:	I will believe that I can live in heaven forever.
Feel Right:	I can feel excited that I can live in heaven forever.

GET READY!

This lesson is designed to introduce students to the perfect place that heaven is. We can help them see that it is a place we can look forward to because it is being in God's presence 24/7/365 - forever! This is in stark contrast to the reality of hell, which is eternal separation from God. There is absolutely no goodness, beauty, or love in hell. But in heaven, there is absolutely nothing bad, nothing harmful, and nothing scary. Not even one little hint of sin exists in heaven. What a wonderful thing to look forward to for those who have trusted Christ as their Savior!

Pray: Pray that God will help your students begin to understand heaven. Pray that they will leave the lesson filled with hope, even though there is much about heaven we do not know.

Read: John 14:2-3, Revelation 21, Mathew 25:31-46, John 3:36, Philippians 3:21, 1 Corinthians 15:52b

Know Right: Jesus is preparing a place called heaven for those who believe in Him as their Savior

GET SET!

Lead Teacher's Notes:

- Students will likely have many questions about heaven that don't have answers. When they ask, it's okay to say that you don't know. In this lesson, though, we're going to deal with three of the most common questions that arise:
 - What is heaven like?
 - Does everyone go to heaven?
 - How do we get into heaven?

The answers to these three questions may actually bring up more questions. Take that as an indicator that your students are thinking about what's being taught and truly absorbing it!

- Helping students get a glimpse of heaven and talking freely about it can bring about a new spiritual passion in them. After our frustrations, hurts, and challenges of this world are over, we will enjoy being in God's presence forever! In the meantime, we are called to live redeemed lives here on earth, modeling Christ to the world, and presenting others the opportunity of heaven. We should feel a sense of urgency about that because, once we have left this world, we will never again have the opportunity to present the Gospel, help someone in need in the name of Jesus, or walk with someone through the loss of a loved one. We've got to recommit to raising students who have their eyes on eternity and see the potential for every person to join them in the place Jesus is preparing.

Creative Ideas for the Bible Lesson:

1. Gather props for each question in the lesson and create a "museum" around your classroom or display all props at the front of the room (see suggestions below):
 - a. "What is heaven like?": Gold glitter, beautiful examples of creation (photos, live plants, etc.), prop(s) to represent the dark page of the Wordless Book, props to represent sickness/death (crutches/tissues/medical kits/inhaler), Feel Right poster to show painful emotions we will not experience in heaven (anger, sadness, boredom, worry, etc.)
 - b. "Does everyone go to heaven?": Sheep and goats (stuffed animals or pictures), roll of yarn to illustrate eternity (have a student take one end of the string, and pull it until the yarn unrolls all the way - it keeps going on and on! Eternity will be like this, but never end.)
 - c. "How do we get into heaven?": Items to represent the Wordless Book colors
2. Create a poster or use your whiteboard as you teach, and list key things about heaven (build excitement as you go!): Jesus, golden streets, amazing, perfect, beautiful, happy, eternal, no sin, no tears, etc.
3. Give each student a gold sheet of paper and a dark sheet of paper. Every time you describe something perfect and beautiful that will be in heaven, have them race to hold the gold sheet of paper in the air. Every time you describe something painful or sinful (something that won't be in heaven), have students race to hold the dark sheet of paper in the air.

GO!

Pre-Service Review Game and Worship

Worship Leaders lead review game, followed by worship. Details in Resources Booklet.

Discover Time: Draw it!

Goal: To get students thinking about what heaven is like.

Location: large open area with enough flat workspace for each student (tables or floor)

Supplies:

- Drawing paper
- Crayons, colored pencils, and/or markers

Instructions for the DT Leader:

1. Give each student a large piece of drawing paper and access to the drawing supplies.
2. Ask the students: "Have you ever thought about what heaven is going to be like?"

3. Instruct them to draw a picture of what they think heaven will look like. Assure students that you are not looking for one specific answer. This exercise is a way to put on paper what they have been previously taught and what they have picked up along the way.
4. Have the students bring their drawings back to class with them.

Bible Lesson Introduction

Lead Teacher ~ Connecting the DT to the Lesson: Take a look at your drawings of heaven. What did you draw? *Give four or five students the opportunity to share what they included in their drawing of heaven.* In our drawings, all we could show were the physical things that we think might be in heaven. *Name some of the physical things the students drew such as buildings, trees, clouds, streets, etc.* Heaven is an actual place God created. It's a beautiful, perfect place where we can be with God forever. Today, we're going to learn more about what heaven is like.

Pray: *Encourage one of your students to lead your class in prayer. Before praying, remind the students that they are talking to the Creator of the universe.*

Find It: Our Think Right verse is John 14:2-3. The first verse is a Top 12 verse (John 14:2), so many of you know it. Is this verse found in the OT or NT? (NT) Let's open up our Bibles and find it.

Introduction to the Bible Lesson:

We have lots of questions about heaven. We don't really have the answers to many of those questions, because the Bible doesn't tell us a lot about heaven. But it does tell enough to answer three questions:

1. What is heaven like?
2. Does everyone go to heaven?
3. How do we get into heaven?

We're going to work together to answer these questions today.

Bible Lesson Outline

Question 1: What is heaven like?

Heaven is a real place

Heaven is not a dream or something someone made up. It is a real place. *Read John 14:2-3 out loud.* Jesus said it is a place He is preparing for us.

God is in heaven

The best thing about heaven is that God is there! In Revelation 21:3, we read that God lives in heaven, and someday we will get to join Him there! Can you imagine? If you have trusted in Jesus as your Savior, then someday you will go to heaven and get to see Jesus for the first time! What do you think He might say? *Invite students to answer - answers could include "Welcome home!", "I've been preparing a place for you here!", "I am so glad you are here!", etc.* I want you to think about how you feel when you get home after a very long, hard day and you are so happy to see your family and be home. That's a good feeling, right? You feel comforted and safe and welcomed. Now, take that feeling and multiply it by a thousand, and that's not even close to how we'll feel when we get to heaven!

Heaven is beautiful

Heaven is better than any place we've ever seen on earth! There are things about this earth that are beautiful and that we love. We can't imagine not having those things. But heaven is going to be better than anything we have here. In fact, it will be perfect! We love God's beautiful creation on this earth and

treasure the people who love and care for us, but it's nothing compared to heaven. Heaven is so much better!

Close your eyes and listen as I read a few verses that describe how beautiful heaven is going to be. *Read Revelation 21:11, 21:21b, and 22:1-2a.* These verses describe beautiful streets of gold, God's throne, and a beautiful river... and that's only a small picture of how incredible heaven will be!

We will worship God in heaven

Heaven is going to be so beautiful! It's also going to be full of joy and worship. It will be like a big, joyful celebration! We will be excited to worship and serve God together! Did you know that in heaven, you will get to serve God doing the things you love to do? What kind of things do you love to do? *Invite students to answer.*

Heaven is perfect

I have another verse to read to you. *Read Revelation 21:5.* In this verse, God says that He is making everything new. This is really important. In heaven, there will not be any sin.

What is sin? (Anything we think, say, or do that is against God) When God created our world, it was perfect. But when Adam and Eve chose to disobey Him, sin began to change things. When sin entered the world, so did sickness and loneliness and sadness. All of the bad things in our world are because of sin. But in heaven, there will not be any sin, because God is there, and He is perfect and cannot be near sin.

What will not be in heaven?

Since we know that sin will not be in heaven, we can know for sure that some other things won't be in heaven. Let me read a verse to you. *Read Revelation 21:3-4.*

When we are with God in heaven, these things will no longer exist:

1. There will be no sickness. Imagine a huge pile of crutches, wheelchairs, IV poles, etc., outside the entrance to heaven. Everyone will be new, and their bodies will no longer get sick.
2. There will be no more death and no more sadness.
3. There will be no fear; everything that you are scared of will be gone.
4. There will be no crying. No one will hurt your feelings. There will be no accidents. The things that make you cry won't be in heaven.
5. There will be no anger or fighting. No more screaming. Just think about that ... no more wars!
6. There will be no more hate. There won't be any bullies. Everyone will love each other. The awful hate that separates people will not exist.
7. There will be no loneliness. In heaven, you will be surrounded by people who love God. They will be everywhere!
8. There will be no boredom. Some people think that heaven is where everyone sits around playing harps or doing nothing. Just think of all that we have on earth that keeps us from being bored. Heaven is going to be better! The Creator, God, is creating heaven, which will be far more wonderful than anything we have here on earth. It's going to be a celebration, and celebrations are not boring!

We will be transformed in heaven

When we get to heaven, we will be transformed! Remember when I read Revelation 21:5? Just like God is making everything else new, He will also make us new! *Read Philippians 3:20-21 and 1 Corinthians 15:51-52*

We will still be us, but we will have a glorious heavenly body like Jesus! Our bodies will be made perfect... we will be able to see, hear, taste, and move perfectly! We will live forever (eternally) with Jesus!

One last thing you can know about heaven is that it goes on for eternity—that means forever! Life stops here on earth, but it never, ever stops once you get to heaven.

Question 2: Does everyone go to heaven?

The very simple answer to that is 'no'. But who *will* go to heaven is also a simple answer.

In Matthew 25, Jesus answered this question. He said that He would be like a shepherd who separates the sheep from the goats. The shepherd sends the sheep to the right and the goats to the left. He will separate people into two groups: people who believed in Him and served others in His name, and people who did not believe in Him and who didn't care about the people around them.

Hold up the clean page of the Wordless Book. The people who followed Jesus will spend eternity with Him in heaven. *Hold up the dark page of the Wordless Book.* The people who did not follow Him will spend eternity separated from God in hell.

Read John 3:36. If we believe in Jesus as our Savior, we are saved forever. This means we can know for sure that we will have eternal life in heaven with Jesus. Anyone who has believed in Jesus as their Savior will be in heaven.

Did you know that we will be able to recognize people in heaven? If the people we love trusted in Jesus as their Savior, we will still recognize and know them when we see them in heaven! That is so exciting!

Question 3: How do we get into heaven?

Everyone in heaven is the same in one big way. When on earth in their earthly bodies, they placed their faith in Jesus, who God sent to be their Savior. They have admitted their sin and believe that Jesus is the One who took the punishment for their sin. They have asked for forgiveness from God. Everyone who has done that will be part of God's family in heaven.

Some people do not believe that Jesus is God's Son, that He died for their sin, and that He showed His mighty power by not staying in the grave. The punishment for their sin is that they cannot live in heaven for eternity. It's hard to imagine living forever totally away from God in hell.

Many people believe if they do enough good things, they will go to heaven. They think that being really nice or giving money to help someone is what makes God happy. That would mean that we get to heaven by what we do for God. But they leave out something very important. It's because we believe in Jesus that we go to heaven, and because we believe in Him, we want to do good things. We get to live in heaven because of what Jesus did for us, not what we can do for Him.

Opportunity to share the Gospel using the Wordless Book.

You can be sure that you will live in heaven for eternity if you have admitted your sin (anything you think, say, or do that is against God) and believe that Jesus is the Son of God who is perfect and who willingly gave His life to pay for what you've done against Him. When you do that, something changes in you. You want to live every moment of your life to honor God. And God gives you the promise of heaven. If you have believed in Jesus as your Savior, you can be confident that someday you will be with God in heaven! Your name is already written in the Lamb's Book of Life (*Revelation 21:27*). That means that you are secure - you will for sure be in heaven someday!

If you have never prayed and surrendered to Jesus as your Savior, and would like to talk with a leader, you can do that right now! *Give students an invitation for salvation and provide an opportunity for them to talk with a leader.*

Conclusion

It is so exciting to learn about God's promises to us. We know that if we believe in Jesus as our Savior, we will someday spend eternity with Him in heaven. And heaven is going to be incredible!

Do Right and Feel Right

What do we do now, while we're still here on earth? We don't get to go to heaven right away - only God knows when our time will come to go live with Him in heaven.

While we're still on earth, we can learn about Jesus and look forward to being with Him in heaven. We also get to have a relationship with Jesus now! *Hold up the green page of the Wordless Book.* We can grow and know Jesus more by reading His Word (the Bible), worshiping and serving Him, and by talking to Him through prayer. He loves us so much that He is preparing a beautiful "forever" home for us in heaven, but He also wants to have a relationship with us now!

It is also very important that we use our time here on earth to share the Good News about Jesus with everyone! We want everyone to have the opportunity to believe in Jesus as their Savior. We can serve God now with the gifts He's given us, to help other people come to know Him!

Let's pray and thank God for promising us a beautiful "forever" home in heaven.

Optional for older students: *Save time at the end of your lesson so your students can ask questions. If there are any questions you aren't prepared to answer, write them down and ask your children's ministry leader or pastor.*

End-of-Class Review Game: What did we discover today?

1. True or false: People turn into angels when they get to heaven. (False)
2. What does eternity mean? (Forever)
3. Can being really, really good get you into heaven? (No)
4. Who will be in heaven? (All who believed in Jesus as their Savior when they were on earth)
5. Into what two groups will Jesus divide people? (Those who believe in Him and those who don't)
6. What is the punishment for sin? (Death, separation from God forever)

End-of-Class Review Games

Ring In (supplies: two bike bells or any other type of bells)

1. Bring two contestants to the front of the class.
2. Ask a review question.
3. The first person to ring their bell and answer correctly earns a Tracker Ticket.
4. Repeat.

Sink or Swim

1. Divide students into two teams.
2. Have all students stand up.
3. Ask a question to a student who is standing.
4. When a student answers a question correctly, they can “sink” an opposing player, who then has to sit down, or they can “save” someone on their team who has already been sunk. When a student is sunk, they will sit down and wait for someone to “save” them, or for the game to end.
5. Once an entire team is sunk, the other team is declared the winner!

Waterfall

1. A sheet with review questions must be prepared by the teacher in advance.
2. Copies of the review sheet and pens/pencils will be needed for all students.
3. Divide students into two or more teams.
4. Give each student a review sheet.
5. Students have 15 seconds to answer as many questions as possible.
6. After 15 seconds, the leader will say “Waterfall!” Students will then pass their paper to the teammate next to them. Continue passing for 2 minutes.
7. The team who answers the most questions after 2 minutes wins!
8. Repeat several times with review sheets that focus on different topics such as Top 12, Wordless Book, review questions from the curriculum, etc.

The Big Race

1. Divide students into two or more teams.
2. Ask to use one shoe from each team as their team token.
3. Place shoes at the end of the table or against a wall.
4. When a student answers correctly, their team shoe moves forward one step.
5. The first team to get their shoe across the room/table wins!

Dice Roll

1. Divide students into two or more teams.
2. Ask a review question.
3. When a student answers a question correctly, they will roll a die and their team will receive the corresponding points.
4. The team that has scored the most points at the end wins!

Note: You can use an average-sized die, or make it even more exciting with a large inflatable die.

Tic-Tac-Toe

1. Divide students into two teams.
2. Draw a Tic-Tac-Toe board on a whiteboard, chalkboard, or large piece of paper.
3. Ask a review question.

4. When a student answers correctly, they will pick a spot on the Tic-Tac-Toe board to place their mark.
5. The first team to get three in a row wins.

Hole in One (supplies: plastic golf ball and putter)

1. Do not divide students into teams.
2. Ask a review question.
3. When a student answers correctly, they will earn a chance to putt.
4. If the student gets a hole-in-one, they will earn three Tracker Tickets.

Trash Can Basketball

1. Do not divide students into teams.
2. Call on a student to answer a review question.
3. If they answer the question correctly, give the student a scrap piece of paper which they will shoot into a trash can.
4. Award the student two Tracker Tickets if the shot is successful.

Spin and Win

1. Divide students into two or more teams.
2. Ask a review question.
3. When a student answers the question correctly, they spin a wheel and earn the corresponding number of points for their team.
4. The team with the most points at the end wins!

***Note:** If you have a magnetic whiteboard, the “SpinZone® Magnetic Whiteboard Spinner” works great. Add point values or special prizes around your spinner (on your whiteboard). You can also use a spinner from a board game, or you can make your own! Google “DIY Game Spinner” to find many ideas.*



All In

1. In advance, arrange numbered envelopes on a bulletin board or wall. Inside each envelope should be a point value.
2. Divide students into two or more teams.
3. Ask a review question.
4. When a student answers correctly, they choose one of the envelopes and their team earns the corresponding point value.
5. The team with the most points at the end wins!

Score Big

1. In advance, mark review questions by point value, with more difficult questions being worth more points. Difficult = 20 points, medium = 15, easy = 10
2. Divide students into two or more teams.
3. The team should choose their question based on point value.
4. When a team answers a question correctly, they will receive the points for their team.
5. The first team to reach 100 points wins!

Cup Stacking (supplies: two sets of cups)

1. Divide students into two teams.
2. As students answer questions correctly, they earn a cup for their team to stack. Team should start their pyramid and continue to build as they earn cups.
3. First team to successfully earn all their cups and finish their pyramid wins.

Push-Ups

1. This game is students vs. leaders.
2. There is no winner.
3. Ask the students a review question.
4. If the students answer correctly, the leader must do 10 push-ups.
5. If the students answer incorrectly, they must do 10 push-ups.

Cup of Goodness (Limited prep needed in advance)

1. In advance, mark popsicle sticks with point values, both positive and negative. Put the popsicle sticks in a colorful cup. Be sure to put them in the cup point-side down so the students cannot see the point values.
2. Divide the students into two or more teams.
3. Ask a student a review question.
4. When a student answers a question correctly, they choose a popsicle stick and earn the corresponding number of points for their team.
5. The team with the most points at the end wins!

Four Corners

1. Do not divide students into teams.
2. Label the corners of your room with numbers 1-4.
3. Write the numbers 1-4 on slips of paper and put them into a hat or container.
4. Shout "Four Corners!" and have students run to any corner.
5. Choose one of the numbers from the hat and ask the students in that corner a review question.
6. If the students are successful in answering the question, they can stay in; if they are incorrect, then they sit down in their seats.
7. Repeat steps 4-6.
8. The winner is the last student standing.

The Hot Seat

1. Divide students into two teams
2. Have one student sit facing the class, with a marker board or chalk board behind them. This is the "Hot Seat" student.
3. Write the name of a person the class learned about in a previous lesson on the board behind the "Hot Seat".
4. The students raise their hands, and the "Hot Seat" student calls on three students for clues to guess the person.
5. If the student guesses correctly, they receive one Tracker Ticket.
6. The person who gives the best clue can take over the "Hot Seat."
7. Repeat.

Just Give Points

1. Divide the class into two (or more) teams.
2. Ask a review question.
3. Call on the first hand raised, and if the student answers correctly, give their team a point.
4. If they answer incorrectly, the other teams get a chance to answer.
5. Keep a tally of points on a whiteboard, chalkboard, or piece of paper.
6. The team with the most points at the end wins!

Beach Ball

1. Do not divide students into teams.
2. Write a variety of review questions on a white beach ball that could apply to multiple lessons. For example: Who was the main person of this lesson? What did we learn from the DT? What is our "Think Right" verse of the day? Where in the Bible was our lesson found?
3. The students should volley the ball around while music is playing.
4. When the music stops, whoever is holding the ball must answer the question that their right thumb is touching.
5. Award the student one Tracker Ticket if they answer correctly.

Around the World

1. Do not divide students into teams; have students sit in a circle (on the floor or on chairs).
2. Choose two students to stand up in the center of the circle to compete against each other.
3. Ask a review question.
4. Whichever of the two students shouts the answer first wins that round.
5. The winner remains standing, while the other student sits back down.
6. The winner then competes against the next student.
7. The goal is to move around the circle as far as you can before losing, at which point the losing student sits in the seat of the person who beat him or her.
8. The student who makes it "around the world" and back to his or her own seat is the winner.
9. Note: Time may run out before a student wins. In that situation, the person who traveled the furthest wins.

Swatter

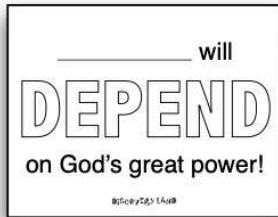
1. Divide students into two or more teams.
2. On a whiteboard or chalkboard, write multiple answers to a review question.
3. Choose one student to come up to the board; hand that student a fly swatter.
4. Ask a review question.
5. The student uses their swatter to swat the correct answer.
6. Repeat until time is up.
7. There is no winner in this game.

Dig in! (supplies: two tubs – each filled with shaving cream and similar props to match the lesson)

1. Divide students into two teams.
2. Select a student from each team who is paying attention, learning, and answering questions.
3. Ask a question related to one of the hidden props. Have the selected students close their eyes and try to grab out the correct prop. Enforce a five-second rule for choosing.
4. Give each team one point if the correct item is found.
5. Return items to the tub before asking the next question.

Elementary Printable Resources

Year 3 - Quarter 3 (Africa Version)



Lesson 2 Art
Depend on God's power
poster




Lesson 3 Art
Micah 6:8 poster



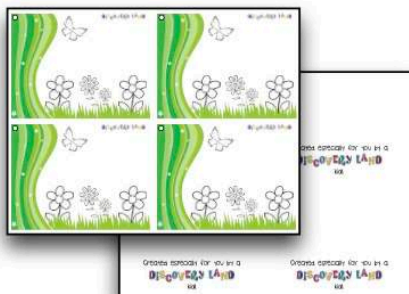
Lesson 3 Art
Micah 6:8 postcard



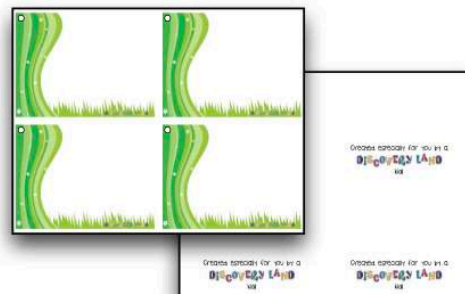
Lesson 4 Art
Feel Right poster



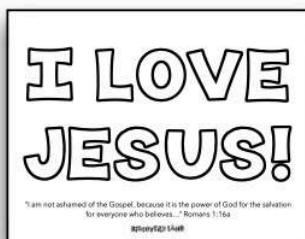
Lesson 4 Art
Feelings activity sheet



Lesson 5 Art
Cards (younger kids)
(enough for four students)



Lesson 5 Art
Cards (older kids)
(enough for four students)




Lesson 6 Play-Doh
I love Jesus
activity sheet



Lesson 6 Box
Bold Statements



Lesson 10 Sand
Timeline cards



Lesson 11 Art
God can use what
I like to do!



Topical Lesson
Good News!
Jelly Bean Factory
Golden Ticket
(enough for eight students)



Topical Lesson
Good News!
Believe it or not
booklet

THE WORDLESS BOOK - PRESENTING THE GOSPEL TO CHILDREN



The Wordless Book is the primary way we share the Gospel with children in the Discovery Land curriculum. You will notice that we refer to it on a weekly basis as you present the Gospel message.

Each color has a simple meaning and a key verse that will help children understand the true meaning of God's love and how they can have a personal relationship with Him now and for eternity.

The Wordless Book is a tool that outlines a clear Gospel message. For older children, you may feel that this tool has become repetitive, but after reviewing test results, we learned our older children know the key word, color, and verse, but often they do not know how to use it as a tool to share or defend their faith. Keep this in mind as you role model the Gospel message to your children each week.

Occasionally try using the Gospel outline without referring to the colors. After you are done, ask children what this reminds them of. Or begin sharing the Gospel by expressing the joy you have by being clean (saved) from the sin in your life.

It is important to tie in the joy of becoming part of God's family. When you become a Christian, God is your Heavenly Father and you join all Christians as part of His church family.

Using the Wordless Book:

Gold - The gold page reminds us of God's love for us and how we, as Christians, can have confidence that someday we can go to heaven. John 14:2 says, "In my Father's house are many rooms; if it were not so, I would have told you. I am going there to prepare a place for you." Heaven is real...and is a perfect, literal place. It will be filled with happiness, joy, streets of gold, a perfect family, and the presence of God Himself.

But there is one thing that is not in heaven...and that is sin.

Dark - The dark page represents sin. Sin is anything we think, say, or do that is against God. Examples of sin are cheating, stealing, and gossiping. These are things that are not going to be in heaven and things that displease God. Romans 3:23 says, "For all have sinned and fall short of the glory of God." The penalty of sin is eternal death, meaning we can't go to heaven, but there is hope...

Red - The red page reminds us of Jesus. Jesus is God's only perfect Son who came to this earth to live a perfect life. Because of His perfect life, only He could take the punishment for our sin. Hebrews 9:22b says, "...and without the shedding of blood there is no forgiveness." Jesus did shed His blood, and because of that, He is the only way to heaven. It is not by good works (Ephesians 2:8-9), it is only through the gift of Jesus. It's a personal choice if we want to accept this free gift of Jesus. But wait, I need to tell you something...Jesus didn't stay dead, He rose again and had victory over sin!

Clean - The clean page reminds us that if we believe in these truths, our sin is forgiven. Acts 16:31 says, "Believe in the Lord Jesus, and you will be saved - you and your household."

Believe and you will be saved from the penalty/punishment of your sin. Your sin can be forgiven and you can be washed clean. But that is a choice that each individual needs to make.

Green - The green page reminds us that once you ask Jesus to forgive your sin, He wants you to grow closer to Him. It's a *relationship*, not a religion. He becomes the leader of your life. Because He is your leader, you will want to grow...like grass in the warm summer months (green). 2 Peter 3:18a says, "But grow in the grace and knowledge of our Lord and Savior Jesus Christ." We grow closer to Him by reading our Bible, praying, and obeying His Word.

This sounds pretty cool, doesn't it? No matter how old you are, it's a choice you have to make for yourself! You can choose today to accept this amazing truth. If you want to choose to ask Jesus to be your Savior and Lord, you need to pray, or talk to God, about it. God is real, and He can hear you when you pray.

If you'd like to make this decision, you can pray about it right now:

1. Admit you are a sinner...tell Him about the sin you struggle with and how you know they displease God. (**dark**)
2. Tell Him you believe that Jesus died and took the penalty for your sin. (**red**)
3. Personally ask Jesus to forgive you of your sin and become the leader of your life. (**clean**)
4. Thank Him for forgiving you and being the new leader of your life.

If you have truly asked Jesus to save you and be the leader of your life, you can know that your sin is forgiven and that you are a child of God!

Additional Tips:

To help coach children toward salvation, the DL program provides the *Coaching Kids for Salvation* card.

Coaching Kids for Salvation

After the Gospel is presented by the teacher...
...during the lesson, invite children to a quiet location if they want to make a decision.

Making sure the child is ready for salvation:
Ask: I think I know why you came to talk to me; but, would you tell me?
Answers may vary from "I want to go to Heaven," "I have sinned," "I love Jesus," or "I don't know." If child says, "I don't know," encourage them to go back to class and you can talk more later.

Checking to see if the child has an understanding of the Gospel:
Ask: Can you tell me anything about the Wordless Book?
Allow the child to explain the Gospel to you. Don't expect perfection. Look for an understanding of sin and the need for Jesus to forgive them of their sin.

Allowing the child to personalize the need for a Savior:
Ask: Have you sinned? How have you sinned?
Show child *Romans 3:23* in your Bible.
If the child denies sin in their life, they are not ready to go further in this discussion. If the child can tell you about sin and personalize that they have sinned, you can continue with the conversation.

Ask: Who can forgive your sin?
Answer should be Jesus.

Ask: What did Jesus do for your sin?
Show child *Hebrews 9:28* in your Bible.
Have child put their name in the sentence, "Jesus died for _____'s sin."

Ask: What happened after Jesus died for you?
Answer: "He rose again!" (*1 Corinthians 15:3b-4*)

DISCOVERY LAND

Making a personal choice:
Ask: What would you like Jesus to do for you?
Answers may vary: "Take away my sin," or "Take the punishment for my sin."

Say: In *Acts 18:31*, it says that if we believe in the Lord, Jesus Christ (point to the red page) you can be saved (dark page) from your sin (clean page).

Ask: Would you like to pray and ask Jesus to take away your sin?
If a child says, "No," tell the child to continue to think about it through the week and talk to you next week if they would like to.

If a child says, "Yes," say, "Why don't you pray and tell Jesus you have sinned, that you believe in Him, and that you need Him to forgive your sin."

Allow child to pray. If the child needs coaching with words, inform them that you will help them, but they need to remember they are talking to God and they need to really mean what they are saying.

Assurance of salvation:
Following the prayer, ask: What did Jesus just do for you?
Allow child to answer: "He saved me from my sin."

Ask: How do you know?
Allow child to answer: "The Bible tells me so."

Hebrews 13:5b teaches us that when we ask Jesus to be part of our lives, He will never leave us. Use your fingers (starting with your pinky) and say, "Jesus will never leave _____."


I am so excited about the decision you made today. Why don't we go back to class and tell the Teacher/Shepherd about what happened." (Allow the child to explain what happened.)

Adapted from CEF salvation training.



DISCOVERY LAND

To assist you with presenting the Gospel and beginning to disciple a child, the DL program provides the *Believe It or Not?* booklet, the *Now What's Next?* booklet, and the *I Believe* bookmark.

The *Believe it or Not?* booklet explains the Gospel using Scripture, kid-friendly definitions, and the Wordless Book framework. It is a great tool to explain the Gospel to an interested child, and/or to send home with a child who wants to consider trusting Jesus as their Lord and Savior.



If a student chooses to trust Jesus as their Lord and Savior, the *Now What's Next?* booklet is a great introduction to what it means to live the Christian life. It briefly covers topics such as who they are in Christ, spiritual disciplines, such as worship and prayer, and being a part of the family of God.

Following a child's decision to trust Christ as their Savior, the *I Believe* bookmark can be filled out as a reminder of this important decision. The bookmark remains with the student and the tab at the end is filled out and turned in to DL leadership so we can rejoice with the student.

Acknowledgements and Permissions

Sincere thanks to Shawn Thornton, Pastor of Calvary Community Church in Westlake Village, CA for the use of the Think, Do, and Feel Right concept. This idea, with the addition of Know Right, became the structure of each Bible-centered lesson in this curriculum. We greatly appreciate that he has allowed this idea to land and remain in this curriculum, so others can be equipped to teach children to Know, Think, Do, and Feel Right.


We are grateful for the invaluable partnership we have with Awana International and for granting us permission to reference Awana® within the Discovery Land curriculum and training materials. We have seen God use the relationship between this Sunday curriculum and mid-week Awana® ministries to create a strong and lasting impact on students around the world.

Awana is a registered trademark of Awana Clubs International. Used with permission. Appleton Alliance Association, Inc. operates independently from Awana Clubs International and is solely responsible for the contents of this curriculum.

Scripture taken from the HOLY BIBLE, NEW INTERNATIONAL VERSION®. NIV®. Copyright © 1973, 1978, 1984 by International Bible Society. Used by permission of Zondervan. All rights reserved worldwide.

LEGO® is a trademark of the LEGO Group. All rights reserved.

Play-Doh® is a trademark of Hasbro, Inc. All rights reserved.



DISCOVERY

LAND GLOBAL

In cooperation with



Awana Africa
90-3rd Street/CNR Chinamano,
Harare, Zimbabwe