

DISCOVERY LAND

Year 3 – Quarter 3

Preschool Curriculum

Adapted for use in Africa



Year 3 – Quarter 3

Preschool Curriculum

Adapted for use in Africa

A Note About Curriculum Adaptations

With permission from Discovery Land Global, the original creator of this curriculum and resources, a team from Awana Africa has adapted the content, contextualizing it for use across Africa.



A Message from Kris Smoll

Dear Leaders,

What an incredible blessing it is to bring the Bible to life and teach our children the Word of God. This quarter we will walk with our children through the life, death, and resurrection of our Savior. Please take time to first listen to God's voice as you read the Scripture, and then dive into the curriculum.

As you prepare and lead each week, let me encourage you to keep your focus on the harvest! 2 Corinthians 6:2b tells us that "...now is the day of salvation." Many of you have tilled the soil and planted the seed, and now you're waiting. Use this quarter to continue to pray for the children in your class and invite them to have a personal relationship with Jesus Christ. What a joy it is when a child's eyes are opened to truth and they surrender their life to the one and only Almighty God. Don't give up!

I look forward to watching God do amazing things in the lives of our leaders, so children around the world will clearly see the one true God!

Stay strong!

Kris Smoll
Executive Director of Discovery Land Global

Table of Contents

Year 3 – Quarter 3

Understanding the Curriculum	5
Syllabus.....	9
Quarter Overview	11
Lesson 1: Jesus heals a paralyzed man	13
Lesson 2: Jesus raises a dead girl and heals a sick woman	19
Lesson 3: Jesus teaches that a right attitude toward God is more important than traditions	26
Lesson 4: Jesus raises Lazarus from the dead.....	33
Lesson 5: Jesus washes the disciples' feet	40
Lesson 6: Peter denies Jesus	47
Lesson 7: Jesus appears to the disciples and others	54
Lesson 8: Jesus returns to heaven and the Church Age begins.....	60
Lesson 9: Ananias and Sapphira are dishonest.....	66
Lesson 10: Stephen stands firm for Jesus	73
Lesson 11: Philip tells the Ethiopian about Jesus	79
Lesson 12: True wisdom comes from God's Word	86
Appendix	
Topical Lesson: Easter – Good News!.....	90
Topical Lesson: Heaven.....	96
Printable Resources Overview	102
Wordless Book – Presenting the Gospel	104
Acknowledgements and Permissions	106

Understanding the Curriculum

Overview

The curriculum is designed to be a FUN, ENGAGING, and EFFECTIVE way to inspire kids to know and love God. It is strategic and purposeful and considers the spiritual development of children beginning at six months of age and continuing through their transition to middle school ministry.

The curriculum was developed to teach children:

1. **The Bible:** the big picture of the Old Testament and New Testament as a whole, unified revelation of God's truth to us.
2. **The Gospel of Jesus:** salvation by grace through faith as presented throughout the entire Bible.
3. **The Basics of Christianity:** life transformation through prayer, worship, evangelism, Scripture memory, baptism, communion, tithing, fellowship, serving, missions, etc. (complete list, by age, available in the On Track Map).

Preschool Lessons are based on a KNOW RIGHT → THINK RIGHT → DO RIGHT → FEEL RIGHT structure

Know Right:	A key passage from Scripture – 2 Timothy 2:15
Think Right:	A key Scripture verse to meditate on during the week – Psalm 1:2
Do Right:	The challenge to live God's Word – James 1:22
Feel Right:	The result of applying the lesson and having a biblical worldview rather than a secular worldview – Psalm 23

Leaders

Each class typically has three leaders: Lead Teacher, Discover Time Leader, and Shepherd.

LEADER TIPS

All leaders remain with their class throughout the entire morning, engaging with children and assisting as needed.

Smaller classes may combine the DT Leader and Shepherd positions.

Lead Teacher: Responsible for teaching a solid Bible lesson that captures the children's attention and creates spiritual growth by following the curriculum, as well as providing leadership of the children and other volunteers throughout the morning.

Discover Time Leader: Responsible for leading a 15-minute educational, energetic, and interactive Discover Time activity as stated in the curriculum.

Shepherd: Responsible for encouraging and coaching children throughout the morning, including connecting children with friends and helping first-time visitors feel welcome.

Preschool Program Overview

The program for preschool children is made up of six components:

1. Pre-Service Review Game
2. Large Group Opening Time
3. Bible Lesson
4. Discover Time
5. Know Right Review Activity
6. Think Right Review Activity

These pieces all tightly connect to produce an environment of Total Time Teaching where every minute matters and children are engaged in learning the main point of the lesson or an On Track Map objective.

SUGGESTED SCHEDULE

-:20	Volunteers ready and prepared to welcome children as they arrive
-:15	Pre-Service Review Game
:00	Large Group Time
:15	Bible Lesson
:35	Discover Time
:50	Know Right Review Activity
:60	Think Right Review Activity
:65	Parents pick up children

Pre-Service Review Game

LEADER TIPS

Leaders who are not welcoming children as they enter should assist and encourage all children during the pre-game.

Make sure visitors feel welcomed and match them up with a new friend from your class.

The pre-service review game is designed to be a fun way to review previous lessons and topics from the On Track Map. It makes the most of that time when children are trickling in, and it is the first thing the parents see!

The pre-service review game instructions are found in the Printable Resources Booklet.

Large Group Time

Large Group Time is designed to:

- Introduce the concept of tithing and provide children with the opportunity to give
- Introduce the lesson of the day through music and puppets
- Teach children the Top 12 Verses

LEADER TIPS

During worship through music, encourage children to be respectful and participate by doing the hand motions and/or just standing out of respect. Leaders should prevent and correct any disruptive behavior.

Bible Lesson

The Bible lesson is a teacher-led, classroom experience that brings the Bible to life for children. The Gospel is woven into every lesson. There is a Scripture outline to help guide the lesson:

Section heading: This is for the teacher's information only (not dialogue).

Read: Scripture to read out loud to the class from your Bible.

Recap: After reading the portion of Scripture, take time to explain what it means. The "recap" often asks a question, defines key words, or restates the big picture of what you read at a child's level.

Paraphrase: This means you do not need to read it straight from the Bible (due to time, length of verses, or it is covering a difficult topic that needs to be made more child friendly). Please do not read the paraphrased text to your class directly from the curriculum.

Suggested steps for preparing your Bible lesson:

1. Pray for God's direction and leading. Also spend time praying for your children by name.
2. Read the Scripture from your Bible and highlight key points. This curriculum is developed on the foundation of God's Word and the teaching of His truth by the Holy Spirit. It is critical that all leaders read the Scripture passage before reading the Bible Lesson Outline. Curriculum may contain errors, but the Bible is inerrant.
3. Read the review questions for the lesson.
4. Read the curriculum.
5. Plan your lesson.
6. Make your lesson come alive with props, pictures, or actions, utilizing the creative ideas in the curriculum.
7. Practice the lesson so you can bring the Bible to life with excitement in your voice and good eye contact with your children.
8. Teachers should always have their Bibles open during the entire lesson, so children know the account is coming from the Bible. Due to a limited amount of time and the value we place on teaching children that the narratives come directly from the Bible, please do not read the lesson from a Bible storybook.

Discover Time

Discover Time (DT) activities are simple, non-competitive activities designed to engage and challenge children through hands-on learning. The preschool DT reinforces the main point of the Bible lesson. Occasionally, the DT activity will be used to make a "memorable picture" of the Bible lesson for children such as the feel, smell, or taste of something in the Bible narrative.

LEADER TIPS

Make sure that you understand in advance how the DT connects to the lesson and how the activity is going to work. If you are unsure, contact your ministry leader. And remember, lead with enthusiasm; DTs are an exciting part of the morning for the kids!

Know Right and Think Right Activities

Each lesson concludes with simple Know Right and Think Right activities. The Know Right activity reviews the content that was taught. The Think Right activity, which reviews the Scripture verse, is led by the DT Leader and/or Shepherd as children are dismissed, while the Lead Teacher hands out Tracker Jr. and connects with the parents.

LEADER TIP

Reword review questions, turn them into True/False questions or offer multiple choice answers to better suit the age level of the class. The goal is to review and reinforce understanding.

Classroom Resources

The following teaching tools are provided in the classroom:

- Bible Timeline
- Wordless Book
- Top 12 verses
- *Coaching Kids for Salvation* cards
- *Believe it or Not?* booklets
- *I Believe* bookmarks
- *Now What?* booklets
- Old and New Testament books of the Bible posters
- Feel Right poster

Tracker Jr.

Tracker Jr. is our colorful, kid-friendly take-home paper for families of preschool children. It is an important way that we partner with parents. It educates them about what their child is learning and challenges them to apply the lesson in their home throughout the week. After completing the family challenge activity, children can return the coupon on the Tracker Jr. for a small prize.

Preschool Syllabus

Year 3 – Quarter 3

Lesson 1

Mark 2:1-12

Know Right:

Jesus heals a paralyzed man.

Think Right:

John 14:6 (Top 12)

Do Right:

I will tell others about Jesus.

Feel Right:

I can feel happy when I tell others about Jesus.

Lesson 2

Mark 5:21-43

Know Right:

Jesus raises a dead girl and heals a sick woman.

Think Right:

John 14:6 (Top 12)

Do Right:

I will know that God is great and powerful.

Feel Right:

I can feel excited knowing God is great and powerful.

Lesson 3

Mark 7:1-23

Know Right:

Jesus teaches that a right attitude toward God is more important than traditions.

Think Right:

John 14:6 (Top 12)

Do Right:

I will be like Jesus every day.

Feel Right:

I can feel joyful when I am like Jesus.

Lesson 4

John 11:1-53

Know Right:

Jesus raises Lazarus from the dead.

Think Right:

John 14:6 (Top 12)

Do Right:

I will know Jesus loves me all the time.

Feel Right:

I can feel peaceful because I know Jesus loves me all the time.

Lesson 5

John 13:1-17

Know Right:

Jesus washes the disciples' feet.

Think Right:

John 14:6 (Top 12)

Do Right:

I will be a good servant.

Feel Right:

I can feel kind when I serve others.

Lesson 6

Mark 14:12 – 15:24

Know Right:

Peter denies Jesus

Think Right:

John 14:6 (Top 12)

Do Right:

I will tell others Jesus died for our sin.

Feel Right:

I can feel courageous when I tell others Jesus died for our sin .

Lesson 7

John 20:1-9, 20:19-20, 21:1-14

Know Right:

Jesus appears to the disciples and others.

Think Right:

John 14:6 (Top 12)

Do Right:

I will know Jesus is alive.

Feel Right:

I can feel thankful knowing Jesus is alive.

Lesson 8

Acts 1:1 - 2:4

Know Right:

Jesus returns to heaven and the Church Age begins.

Think Right:

John 14:6 (Top 12)

Do Right:

I will be ready to obey Jesus.

Feel Right:

I can feel joyful when I am ready to obey Jesus.

Lesson 9

Acts 4:32 – 5:11

Know Right:

Ananias and Sapphira are dishonest.

Think Right:

John 14:6 (Top 12)

Do Right:

I will tell the truth.

Feel Right:

I can feel good when I tell the truth.

Lesson 10

Acts 6 – 7

Know Right:

Stephen stands firm for Jesus.

Think Right:

Acts 16:31 (Top 12)

Do Right:

I will stand firm for Jesus.

Feel Right:

I can feel powerful when I stand firm for Jesus.

Lesson 11

Acts 8:4-5, 8:26-40

Know Right:

Philip tells the Ethiopian about Jesus.

Think Right:

Acts 16:31 (Top 12)

Do Right:

I will serve God.

Feel Right:

I can feel joyful when I serve God.

Lesson 12

Review Day

Know Right:

True wisdom comes from God's Word.

Think Right:

John 14:6 and Acts 16:31 (Top 12)

Do Right:

I will remember God's Word.

Feel Right:

I can feel wise when I remember God's Word.

Topical Lesson: Easter

Good News!

Know Right:

Jesus is alive!

Think Right:

John 14:6 (Top 12)

Do Right:

I will jump for joy and tell others that Jesus is alive!

Feel Right:

I can feel joyful knowing Jesus is alive!

Topical Lesson

Heaven

Know Right:

Heaven is a wonderful place.

Think Right:

John 14:2 (Top 12)

Do Right:

I will believe that Jesus is getting heaven ready for me.

Feel Right:

I can feel happy that I can go to heaven one day.

Quarter Overview

Year 3 – Quarter 3

This has been an incredible season of celebrating Jesus and all He's done for us! From the prophecies to His birth, from His miracles to His teaching, from His love for us to His plan for our lives, we have experienced some of the wonder of knowing Jesus and growing in Him. This quarter we continue to grow

in this knowledge as we travel on through Jesus' life here on earth to His death and glorious resurrection. As we learn together, we will become stronger and more equipped to stand firm for Jesus.

We all know people who don't believe in Jesus. They may think He's a myth, or they may know about Him and believe He was a real person, but they haven't believed in Him to be saved from their sin. They are spiritually paralyzed – unable to walk in His Spirit and truth. In Jesus' time here on earth, there were four men who had a friend who was paralyzed – unable to walk. These four men did everything in their power, defying all obstacles, to enable their friend to encounter the Savior. Because of their determination, their paralyzed friend was able to walk away on his own two feet with his sin forgiven. These four men showed what it means to tell others about Jesus.

Jesus began to show His power on earth at a wedding where He turned water into wine. His power was displayed again when He healed both the man who had been blind from birth and the paralyzed man brought by his friends. Jesus healed many others as well. Word about Jesus continued to spread, and crowds of people flocked to Him. Although most of the Jewish leaders refused to believe that Jesus' miracles proved He was God's Son, one leader named Jairus, when his daughter was sick and dying, came to Jesus to plead for her life. While Jesus was on the way to the little girl, a woman who had bled for twelve long years touched Jesus' cloak to be cured. When Jesus stopped to identify her, messengers came to tell Jairus it was too late, his daughter was already dead. Jesus encouraged Jairus not to be afraid, but to believe. Jairus' faith was rewarded when his dead daughter returned to life. The sick woman and Jairus are powerful examples of how God is great and powerful.

The Pharisees rejected Jesus because He healed people on the Sabbath, and His disciples failed to follow the rigid Jewish traditions, such as the ceremonial washing of hands. But the rules Jesus and His disciples broke were not scriptural, they were man-made traditions. Jesus pointed out their hypocrisy and explained that it is not the specific rules people follow that make them grow in holiness, rather it is a correct attitude toward God, and it is only through Him that we can be like Jesus.

In addition to His twelve disciples, Jesus was close to two sisters, Martha and Mary, and their brother Lazarus. When Lazarus became ill, the sisters sent word to Jesus. Instead of rushing to the rescue, Jesus deliberately delayed until Lazarus had died. Upon Jesus' arrival, both Martha and Mary expressed their steadfast faith in Him, mixed with the bitter pain of losing their dear brother. Jesus asked to be taken to the place where Lazarus had been buried four days earlier. In what would be the pinnacle of His miracles, Jesus brought His dead friend back to life. From their deepest grief, the sisters were able to experience their greatest joy. Like Mary and Martha, we can know that Jesus loves us all the time.

Jesus had shown through His miracles and His teaching exactly who He was, and the time for His death was drawing near. During what would be their last meal together, Jesus taught His disciples what it truly means to be a servant leader. Jesus, the one through whom the world was made, took the role of a humble servant and lovingly washed and dried His disciples' feet. By doing this, He turned the worldview of His disciples' upside down. This demonstration of our Savior's servanthood convicts us all to be a good servant.

Jesus made it clear to His disciples that He would be betrayed, die, and on the third day rise to live again, yet they still did not understand. In his self-confident manner, Peter declared his unending loyalty to Jesus, even to the point of death, but Jesus confronted Peter with the truth. Before the rooster crowed twice that day, Peter would deny Jesus three times. However, Jesus also made this promise - He had prayed that Peter's faith would not fail, and that Peter would return to strengthen his brothers. When Jesus' prediction came true, Peter experienced the agony of his failure. When Jesus' resurrection came true, Peter experienced the grace of his Savior. As we walk through Easter with Peter, we should be ready to courageously tell others that Jesus died for our sin.

After Jesus died and rose again, Peter and the other disciples saw evidence, with their own eyes, that Jesus was really alive in human form. Jesus ate, had conversations, walked, and did miracles. There is no doubt that He had defeated sin and death and because of this we can know that Jesus is alive.

Jesus spent 40 days on earth after His resurrection, teaching the disciples and preparing them for what was to come. Before He ascended into heaven, Jesus gave them a final promise and a mission. He promised that the Holy Spirit would come and equip them, so they could become witnesses and share the Gospel around the world. But first, the disciples needed to prepare. After Jesus ascended to heaven, the disciples obeyed. They returned to Jerusalem and prepared to be witnesses. Their example shows us that we can be ready to obey Jesus.

After Jesus' resurrection and ascension, the Christian church began. Jesus' followers lived devoted lives, boldly sharing the Gospel and selflessly sharing in fellowship. Their unity is an amazing testimony of a life centered on Christ. An exception was Ananias and Sapphira, a husband and wife among the early Christians, who tested the Holy Spirit with their conspiracy to fraudulently contribute from their wealth. Their punishment was swift and severe. They serve as a shocking example to help us remember to tell the truth.

The truth of the Gospel continued to be sown and the early church rapidly grew. This growth required the twelve disciples to seek assistance to meet the daily needs of Jesus' followers. The twelve chose seven faithful men to be their helpers, one of whom was named Stephen. Stephen performed miraculous signs as a testimony of God's presence, and this drew strong opposition from Jesus' enemies. When false charges were brought against Stephen, he fearlessly recounted the history of Israel and confronted his accusers with the murder of their Savior. In response, he was stoned and became the first Christian martyr. In his death, Stephen disclosed to us the potential cost when we stand firm for Jesus.

Stephen's death was followed by a great persecution of those who followed Jesus. A result of this persecution was the scattering of the disciples into the north and south of Israel. The message of the Gospel was therefore spread, and the body of Christian believers expanded. God was at work, and His plan would not fail. Included in that plan was an encounter between Philip and an official of the queen of Ethiopia. The Ethiopian man was a seeker returning home from a trip to worship in Jerusalem. The divinely ordained meeting achieved its purpose when God used Philip to lead this seeker to salvation in Christ. This account shows us how important it is, no matter what the circumstances, to be ready to serve God.

Our study of the New Testament now concludes as we take a day to remember the many important truths we have studied to grow in the grace and knowledge of our Lord and Savior. In a few weeks, we return to the exciting times of the Old Testament where we will watch God work in amazing and powerful ways in the lives of many people. Until then we remember God's Word and live it out each day of our lives.

Lesson 1

Mark 2:1-12

Know Right:	Jesus heals a paralyzed man.
Think Right:	“Jesus answered, ‘I am the way and the truth and the life. No one comes to the Father except through me.’” John 14:6 (Top 12)
Do Right:	I will tell others about Jesus.
Feel Right:	I can feel happy when I tell others about Jesus.

GET READY!

There are many who are lost, without the hope and grace found in Jesus. We were once the same, but by grace we have been saved! This week we will be learning about the importance of bringing others to Jesus. Only He can truly heal emptiness and pain, and only He can offer salvation and eternal life. Let's pray that we will model for our children how to boldly bring others to Jesus.

Pray: Pray that God will give you a clear understanding of Scripture and that the children in your class will understand their friends' need for a Savior.

Read: Mark 2:1-12

Know Right: Jesus heals a paralyzed man

We all know people who don't believe in Jesus. They may think He's a myth, or they may know about Him and believe He was a real person, but they haven't believed in Him to be saved from their sin. They are spiritually paralyzed - unable to walk in His Spirit and truth. In Jesus' time here on earth, there were four men who had a friend who was paralyzed - unable to walk. These four men did everything in their power, defying all obstacles, to enable their friend to encounter the Savior. Because of their determination, their paralyzed friend was able to walk away on his own two feet with his sin forgiven. These four men showed what it means to tell others about Jesus.

GET SET!

Lead Teacher's Notes:

- Many preschoolers who have been taught God's Word since infancy may be able to understand the Gospel. Take the time to clearly share the Wordless Book and give them the opportunity to pray for salvation. Other leaders should be available to talk one-on-one with children who have a desire to trust in Jesus Christ as their Lord and Savior. (See the Do Right and Feel Right section at the conclusion of the lesson.)

Creative Ideas for the Bible Lesson:

1. Create a house out of sheets/cloth/cardboard and tables. Have children form a crowd inside the house. Drop a large doll or puppet down into the house during the lesson.
2. Use a large box and create a house. Dolls and action figures can be used as people to create a crowded house scene. Dress them in clothes made of paper towels wrapped at the waist with twine.
3. Use LEGO bricks and people to act out the lesson.

GO!

Pre-Service Review Game

Worship Leaders will lead children in a review game. Game details are in the Resources Booklet.

Large Group Opening Time

Offering: We are going to worship God right now by giving our money. When we give our money to God, the church will use it to tell others about Jesus. *Or insert a specific way your church will use the offering.*

Think Right verse: John 14:6

Is Jesus the only way to heaven? Let's see what Jesus says in our Bible. *Read the verse from the Bible and then demonstrate the verse with passion and very large actions.*

"Jesus answered (point to the palm of each hand), **'I am the way** (open hands start near ears and move downward out in front of you to make a path) **and the truth** (both arms out like a "T") **and the life** (two thumbs up). **No one** (shake finger) **comes to the Father** (point up) **except through me** (other pointer finger up)." **John 14:6**

In the Bible, God teaches us that there is only one way to heaven. Believing in Jesus is the one and only way to be saved from our sin. Let's practice our actions for this verse together.

Repeat several times saying it in a loud voice, quiet voice, high voice, and while jumping up and down.

Transition: I'm so excited that today is the day we can worship Jesus! Let's stand up and sing.

Song 1: "Today is the Day"

Puppet Skit: Bringing friends to church

T: Hi, _____! **I gots a problem, an' I thought maybe you could help me.**

WL: I'd love to help you, Tracker. What's the problem?

T: Well, I gots this friend, see, an' I want to tell him about Jesus, cuz I don't think he knows Jesus!

WL: I'm glad you want to tell your friend about Jesus.

T: I was just wonderin'... **How should I tell him?**

WL: Well, you could bring him to church.

T: That's right! **That would be super-de-duper cool! He could be in my class learnin' about Jesus, just like me.**

WL: That sounds like so much fun!

T: That's a really good idea! **An' I can have my mom and dad drive him here in our super-de-duper fast blue car. He can even sit by the window if he wants.**

WL: Awesome! Kids, do you know you can bring your friends to church? We will make a new friend feel welcome so everyone can hear about Jesus.

T: Wow! **If our rooms get super full of friends, I'll share my chair.**

WL: That's great! This reminds me of our Bible lesson today. **Someone brought their friend to see Jesus, but there was no room. You will never believe what happened!**

T: Tell me...tell me...tell me....pleeeeeease!

WL: Not yet, you will have to listen very carefully to your teacher today.

T: Ok, I sure will, _____! See ya next week, friends!

WL: (to the children) It's great that Tracker wants to bring his friends to learn about Jesus. God also wants us to share the Good News that Jesus came to earth to save us from our sin!

Transition: When we bring our friends to church, they can learn about who Jesus is.

Song 2: "The Life"

Pray

Bible Lesson Introduction

Pray: *When you pray in class, always remind children that you are talking to God. Encourage them to bow their heads, close their eyes, and fold their hands so they can completely focus on God.*

Find it: When I open the Bible to the book of Mark, is it in the OT or the NT? (NT) Let's say the books of the New Testament up to the book of Mark. (Matthew, Mark)

Timeline: Our lesson today can be found in the New Testament. Can you point to the New Testament on the timeline?

Introduction to the Quarter and the Bible Lesson:

We've been learning many exciting things about Jesus. Can you imagine if you could meet Jesus? How excited would you be if He walked into our room right now? I'm sure I would be super excited. In our Bible lesson today, people were going to go see Jesus. They were so excited they were telling their friends and even bringing them to see Jesus, too. But all of these people were causing a problem. Let's listen carefully to discover what happened.

Scripture Outline: Mark 2:1-12

The crowds fill the house where Jesus is

Read Mark 2:1-2

Recap: Wow, could you imagine if you were part of this crowd? People heard Jesus was there, and they wanted to see Him. They wanted to hear what He had to say and maybe even see Him do a miracle like when He turned water into wine or when He healed a blind man. Do you think all these people who came to Jesus believed that He was God's one and only Son? (No - some believed, but some didn't) Jesus was in the house and taught all the people about God.

The paralyzed man is brought to Jesus

Paraphrase of Mark 2:3-4:

There were some men who came, and they brought one of their friends with them. I'm sure they had told their friend about Jesus, and now they wanted their friend to meet Jesus. But this friend had a problem; he couldn't walk because he was paralyzed. His friends had to carry him to meet Jesus. They must have really cared about their friend to go through all that work! They also must have believed that Jesus could help their friend. They wouldn't give up trying to get him through all those people to Jesus! But there were so many people, they couldn't get through the crowds.

Do you think they gave up? No way! They knew Jesus could help their friend. They were going to get him to Jesus no matter what. Guess what they did. They climbed way up onto the roof of the house and started digging a hole right through the roof. Once they dug through the roof, they put their friend on a mat with ropes attached and lowered him into the house right in front of Jesus. Wow! These friends

didn't let anything stop them from bringing their friend who couldn't walk to Jesus. They didn't say it was too hard and give up, did they? No! Why would they work so hard to get their friend to Jesus? Because they cared about their friend, and they knew that Jesus was the only one who could help their friend. This reminds me of our verse, John 14:6. *Recite John 14:6 with the class.* Do you think Jesus did help him? Listen to the very first thing Jesus said when He saw the man on the mat and his friends by the hole in the roof:

Jesus forgives the paralyzed man for his sin

Read Mark 2:5

Recap: Wait a minute, those men brought their friend to Jesus so He could help him walk. But is there anything more important in this life than having your sin forgiven? (No) You're right! Do you remember what sin is? (Anything we think, say, or do that is against God)

Gospel

How can we have our sin forgiven? *Review the Wordless Book.*

The teachers grumble

Paraphrase of Mark 2:6-7:

There were some religious teachers who were not happy at all because Jesus was talking about forgiving sins. They didn't believe Jesus could save people from their sin. I wonder what the men who brought the paralyzed man to Jesus were thinking. They wanted Jesus to do a miracle and heal their friend so he could walk, but Jesus did so much more for him, Jesus forgave his sin. And Jesus did something else for this man, too. Listen:

Due to content, we will be skipping Mark 2:8-10a

Jesus heals the paralyzed man physically

Read Mark 2:10b-12

Recap: So, the man's body was healed, and he could walk! Now the people should have known that Jesus really was God's Son. But guess what - even though some people believed in Jesus after this miracle, some still decided not to believe in Him. Isn't that sad? This happened a long time ago - but guess what? God still does miracles, and more importantly, He will always forgive people's sin if they ask Him to forgive their sin and be the leader of their lives.

Conclusion

Weren't the friends of the paralyzed man awesome? They told their friend about Jesus, his sins were forgiven, and his body was healed, so he wasn't paralyzed anymore!

Do Right and Feel Right

Did you know that even though you are very young, YOU can tell people about Jesus? If you have asked Jesus to save you from your sin, Jesus wants you to tell people about what happened to you. You can tell your grandmas and grandpas and your aunts and uncles and maybe your neighbor about the Good News of Jesus! You can also be like Tracker and bring your friends here to church.

Review Questions: What did we discover today?

1. Why did so many people come to see Jesus? (To hear Him teach and watch Him do miracles)
2. Why did the men bring their friend to Jesus? (So Jesus could heal him, and he would be able to walk)
3. When they couldn't get to Jesus because of the crowd, what did his friends do? (They took their friend to the roof, made an opening, and lowered him to see Jesus)
4. What is more important: to be healed from something that's wrong with your body or to be forgiven of your sin? (To be forgiven of your sin)

5. Name two ways you can tell others about Jesus. (Share the Gospel with them through the Wordless Book, bring them to church, invite them over to your house and tell them about Jesus while you play together)

Discover Time

Transition to Discover Time: I have a feeling that the man who was healed was very, very excited that he could walk again. I bet he skipped all through town. Let's skip to our Discover Time.

Do Right: I will tell others about Jesus.

Goal: To create a tool to tell others about Jesus and invite them to church.

Location A: Art Station

Supplies:

- Invitations to invite friends to church - the front has room to add your detailed church information and the back has a picture of Tracker for their friend to color (see appendix)
- School glue
- Sequins (or use decorated pieces of cloth)
- Wet wipes
- Optional: attach a sucker or special treat to the invitation
- Optional: instead of leaders putting glue on invitations, put school glue on small paper plates and allow children to add a small amount of glue around the edges of their invitation using cotton swabs

Instructions for the DT Leader:

1. Say: The men in our Bible lesson told their friend about Jesus. They did this because they knew Jesus loved their friend very much. Let's make invitations so we can invite our friends to come here next week.
2. Leaders should run a thin line of glue around the edges of the invitation and then allow children to decorate the invitation by gluing sequins around the border.
3. Occasionally ask children to think about who they want to invite.
4. When parents pick up children, explain that children made an invitation to invite a friend to church.

Optional: Have children color Tracker on the back instead of decorating the invitation with sequins. Or have children color Tracker first and then add sequins to the front.

Optional: Give each child an envelope for their invitation and have leaders write the name of their friend that they want to invite on the envelope.

Location B: Play-Doh® Station

Option 1

Same activity as Location A

Option 2

Instructions for the DT Leader:

1. Have children think about one friend. The friend could be from daycare, a playmate, a neighbor, or someone on their sports team.
2. Have children create their friends out of Play-Doh (or use plasticine/clay/modeling clay). They should make a head, a body, legs, arms, etc.
3. As they work, leaders should talk to children about their friends. Ask their friend's name and if they go to church. By the end of DT, your goal is that children will be eager to tell their friend about Jesus.

Classroom Review Time

Lead Teachers ~ Connecting the DT to the Lesson: What did you make today? How can you use this to tell others about Jesus? *Have children think of names of friends that they could tell about Jesus. Write the names on your whiteboard, and pray for all the friends that need Jesus.*

Reviewing the Know Right:

Supplies:

- Painter's tape (create a path/trail for children to follow around the edge of the room)
- Music

Say: In our Bible lesson, we heard about a man whom Jesus healed. After he was healed, what did he do? He walked and jumped so everyone could see that Jesus did a miracle!

Instructions:

1. Have children stand along the path.
2. When the music starts, have children jump, hop, and skip on the path while praising God.
3. Occasionally stop the music.
4. When the music stops, have children freeze and ask them a question about the lesson.
5. Repeat many times.

Note: The path/trail you created with painter's tape can stay on the ground as it will be used again next week.

Think Right Activity while waiting for parents:

Supplies:

- Wordless Book Matching Game (see appendix)

Instructions:

1. Have children quietly play the Wordless Book Matching Game at tables in small groups.
2. Take time to explain how to play the game. Children will try to match colors and symbols. Once a match is made, that child can keep the cards until they are picked up to go home or until the game is finished. The goal is to have the most cards at the end of the game.
3. Make sure to ask open-ended questions as children play the game such as: "Can you give me examples of sin?" and "Who can you tell about Jesus?"
4. Merge children into new groups as children leave. Repeat as time permits.

Optional: Use the Giant Wordless Book Matching Game cards (see appendix) and play as a class on the floor. Reminder: it is important that children are learning the total time they are in class. Make sure your memory game is fun and involves all the children.

Lesson 2

Mark 5:21-43

Know Right:	Jesus raises a dead girl and heals a sick woman.
Think Right:	“Jesus answered, ‘I am the way and the truth and the life. No one comes to the Father except through me.’” John 14:6 (Top 12)
Do Right:	I will know that God is great and powerful.
Feel Right:	I can feel excited knowing God is great and powerful.

GET READY!

Our God is great and powerful. In times of crisis, we can call out to Him in faith, knowing that He will always hear and understand. What an encouraging promise! As we prepare this week, let's ask God to sharpen our awareness of His power.

Pray: As you prepare to serve, ask our great and powerful God to lead you. Pray specifically for the children who will be sitting in your class this week. Pray also for those who will not be able to come.

Read: Mark 5:21-43

Know Right: Jesus raises a dead girl and heals a sick woman

Jesus began to show His power on earth at a wedding where He turned water into wine. His power was displayed again when He healed both the man who had been blind from birth and the paralyzed man brought by his friends. Jesus healed many others as well. Word about Jesus continued to spread, and crowds of people flocked to Him. Although most of the Jewish leaders refused to believe that Jesus' miracles proved He was God's Son, one leader named Jairus, when his daughter was sick and dying, came to Jesus to plead for her life. While Jesus was on the way to the little girl, a woman who had bled for twelve long years touched Jesus' cloak to be cured. When Jesus stopped to identify her, messengers came to tell Jairus it was too late, his daughter was already dead. Jesus encouraged Jairus not to be afraid, but to believe. Jairus' faith was rewarded when his dead daughter returned to life. The sick woman and Jairus are powerful examples of how God is great and powerful.

GET SET!

Lead Teacher's Notes:

- Due to the length of this lesson, most of the Scripture will be paraphrased and a few verses may be skipped.
- As always, make sure you know your lesson well. The lesson below is not a script; it is a guide for you to prepare for the lesson. Good eye contact and interaction is critical to keeping children engaged.
- If a child is struggling with behavior, please try the following: have a leader sit right next to them, use the child's name occasionally while you teach, use visuals and good eye contact,

add in actions to create movement in your lesson, and uphold the expectation that the child can learn.

- Please refer to the Children's Ministry Resource Bible: page 1251 (Lesson: The Raising of Jairus' Daughter), page 1351 (Lesson: The Raising of Lazarus from the Dead).
- How do you pronounce Jairus? (jay-EYE-ruhs)

Creative Ideas for the Bible Lesson:

1. Have all children participate by having them act out the emotions of the people in the lesson (example: Jairus - worried; sick woman - in pain; sick woman - afraid, etc.).
2. Have several children come up and "act it out" as you talk. Assign one or two children to each leader, so the leaders can help them act it out.
3. Find costumes to represent each person in the lesson (Jairus, Jesus, the woman, the daughter, the people) and hang them on a clothesline. As you teach the lesson, stand behind each costume and show that person's emotions. Really get into character to make it more fun for children.
4. Create "spoon people" to teach the lesson, or use action figure



GO!

Pre-Service Review Game

Worship Leaders will lead children in a review game. Game details are in the Resources Booklet.

Large Group Opening Time

Offering: We are going to worship God right now by giving our money. When we give our money to God, the church will use it to tell others about Jesus. *Or insert a specific way your church will use the offering.*

Think Right verse: John 14:6

How many of you know Romans 3:23? *Recite Romans 3:23.* In the Bible, God tells us that we have all sinned. *Hold up the dark page of the Wordless Book.* What is a sin? Sin is anything we think, say, or do that is against God, such as fighting with our brother or sister, or if we are sassy to our mom or dad; these are both sins. Who should we believe in to be saved from our sin? (Jesus) *Hold up red page of the Wordless Book.* Why does the red color remind us of Jesus? (He died for our sin and then rose again) Jesus is alive, and He is the only way to heaven! This reminds me of our verse, John 14:6. Let's say our verse together.

"Jesus answered (point to the palm of each hand), **'I am the way** (open hands start near ears and move downward out in front of you to make a path) **and the truth** (both arms out like a "T") **and the life** (two thumbs up). **No one** (shake finger) **comes to the Father** (point up) **except through me** (other pointer finger up)." **John 14:6**

Transition: Wow, God sent Jesus to be the only way to heaven. Our God must be bigger than big! How big is God?

Song 1: "Bigger than Big"

Puppet Skit: John 14:6

T: Hi, _____! I'm mesmerizing again!

WL: You're 'mesmerizing' again? What are you talking about, Tracker?

T: You know, I'm mesmerizing!

WL: Ummm...I still don't understand. Can you explain?

T: *(like he's talking to a child)* Mesmerizing..um, hello?!?! Ya know... the BIBLE...God's Word... verses... *(needs to be funny, like you can't believe WL doesn't get it...shakes his head at the children)*

WL: Oh...I get it! You mean *memorizing*!

T: Uhh, yeah, that's what I said...mesmerizing! Cheese whiz! I'm glad we got that cleared up! You know how I mesmerized 2 Peter 3:18a an' John 3:16?

WL: Yeah...

T: Well, I gots *lots* more mesmerized...

WL: Tracker, it's MEMorized, not MESmerized!

T: Huh?

WL: Never mind...you were saying?

T: Oh yeah, I've been workin' on the verse you guys are workin' on, John 14:6!

WL: Can you tell us what it says?

T: I would love to! *(clears his throat)* "Jesus answered, 'I am...the way...and the truth...and the life...No one comes to the Father...except through me.'"

WL: That's great, Tracker! Do you know what that means?

T: Sure do! It means that cuz of Jesus we can have our sin forgiven.

WL: You are right! Jesus is the only one who can forgive our sin.

T: Ummm, I forgotted. What does forgive mean?

WL: Kids, do you know what 'forgive' means? If a person's sin hasn't been forgiven, they can't go to heaven. There is no sin in heaven. When we believe in Jesus and ask Him to forgive us, He saves us from the punishment our sin deserves, and He allows us to go to heaven. Because of Jesus, we can live with God in heaven forever and be part of God's family.

T: Boy! It sure is pretty awesome that Jesus did that for us!

WL: It sure is! Hey, I've got an idea! Let's all stand up and say our verse with Tracker!

T: You got it! *(Tracker, WL, and the children should recite John 14:6)*

Transition: Our Jesus loves us so much! Let's sing "Jesus Loves Me."

Song 2: "Jesus Loves Me"

Pray

Bible Lesson Introduction

Pray: When you pray in class, always remind children that you are talking to God. Have children bow their heads, close their eyes, and fold their hands so they can completely focus on God.

Find It: There are two sections of the Bible. They are called the Old Testament and the New Testament. Today we are going to learn from the book of Mark, which is in the New Testament. Let's see if we can say the first four books of the New Testament: Matthew, Mark, Luke, John. *Have children repeat several times.*

Timeline: Can you point to the New Testament on the timeline?

Introduction to the Bible Lesson:

Last week, we learned about some men who brought their friend to see Jesus. Was it easy or hard to get to Jesus? (Hard because of the crowds of people and because the man could not walk, and they had to carry him) Jesus healed the man's body and forgave his sin. Our lesson taught us that we should tell others about Jesus, even when it's hard. Today, we're going to learn about two people who had really big problems, and they needed help. Do you think Jesus was able to help them?

Scripture Outline: Mark 5:21-43

Jairus comes to Jesus with a huge problem

Paraphrase of Mark 5:21-23a:

One day, a large crowd of people gathered around Jesus. Among the group of people was one of the Jewish leaders. His name was Jairus (jay-EYE-ruhs). Jairus was very worried about his little daughter. She was very sick. She was so sick she was dying. But Jairus had heard all about Jesus, and he knew Jesus had the power to heal his little girl! Let's listen and find out what happened next:

Read Mark 5:23b

Recap: Jairus fell at Jesus' feet and begged Jesus to come to his house and heal his daughter. What do you think Jesus did?

Jesus goes to help Jairus

Read Mark 5:24

Recap: So, Jesus went with Jairus. There was a huge crowd of people around Jesus! I'm sure Jairus wanted Jesus to hurry and get to his house, so Jesus could heal his little girl. But something happened while they were going to Jairus' house.

A woman comes to Jesus with a big problem

Paraphrase of Mark 5:25-26:

In the crowd of people, there was a sick woman. This woman had been sick for twelve years. This poor woman! That's a long time to be sick, isn't it? And she had given all her money to the doctors to make her well, but they couldn't help her! Can you guess who could help this woman? (Jesus) Listen to what the Bible tells us she did.

Read Mark 5:27-29

Recap: Wow! This woman had faith that even the touch of Jesus' clothes would heal her! Guess what happened? She was healed right away!

Jesus stops to talk to the woman

Paraphrase of Mark 5:30-33:

It was God's great and mighty power that healed her! Jesus is God's Son, so He has the power to heal people. When she touched His clothes, Jesus felt the power go from Him to her. Jesus asked who touched His clothes. There were many people all around, many were probably touching Him, but He knew that someone with great faith had touched Him to be healed. The woman told Jesus that she touched Him. Let's keep reading.

Read Mark 5:34

Recap: Wow! Because she believed in Jesus and touched Him, she was healed! Wait...but what about poor Jairus? How do you think he felt waiting around because of this woman's problem when his daughter was dying? Do you think he was getting even more worried? If you are a Christian, you can believe in God's power! Do you think Jairus had faith in God's power? Let's see what happened next with Jairus.

Jairus hears that his daughter is dead

Paraphrase of Mark 5:35:

Right then, some men from Jairus' house came to tell Jairus some very, very sad news. They told him that his daughter had died. Oh, no! How do you think Jairus felt now? (Probably very, very sad) They told him there was no reason to bring Jesus now. This is terrible!

Jesus encourages Jairus

Read Mark 5:36

Recap: But Jesus had a different idea. Remember, Jesus is great and powerful! *Have children make a muscle and say "powerful!"* Jesus told Jairus, "Don't be afraid; just believe." Jairus could have been really mad at Jesus for not helping his daughter before she died. He could have lost all his faith in Jesus and gone home. But what did Jairus need to do in this terrible situation? He needed to believe in Jesus' great power just like we need to. Why? Because Jesus is great and _____ (powerful)!

If we have asked Jesus to save us from our sin, we can pray to God when we need help. God will answer us, but it might not be the answer we want. When we ask God for something, He answers those prayers in three ways. Sometimes God says **yes**, like He did with the woman who was sick. Sometimes God says **no**, when what we want isn't what is best. And sometimes God says **wait**. We can trust that God's answer is the best answer. Why? Because God is great and _____ (powerful)! Do you think Jairus was trusting Jesus right then?

People laugh at Jesus

Paraphrase of Mark 5:37-38:

When they got to Jairus' house, there were a lot of people there, and they were all crying because Jairus' little girl had died. They were very sad. What do you think Jesus did? Let's find out.

Read Mark 5:39-40a

Recap: Why do you think these people laughed when Jesus said the child was not dead, but asleep? Do you think Jesus meant the girl had just fallen asleep, like we do every night? Or do you think Jesus knew something these people didn't know? Let's find out!

Jesus raises Jairus' daughter from the dead

Paraphrase of Mark 5:40b-43:

Jesus sent everyone out except for the disciples and Jairus and his wife. Then Jesus took the little girl's hand and said, "Little girl, I say to you, get up!" And she got right out of bed! Wow! Jesus raised this little girl from the dead! Isn't it awesome that Jairus believed and had faith in Jesus' great power? Jesus is great and _____ (powerful)!

Conclusion

Jairus came to Jesus because he had faith in Jesus' great power. So did the woman who had been sick for twelve years. We, too, can know for sure that Jesus is very powerful! He wants us to trust in Him and rely on His great power.

Do Right and Feel Right

Does Jesus still have this great power even today? (Yes!) Our God is very powerful, and He can answer our prayers. We can pray for safety, our needs (like food), that we will love others well, for peace when we're scared, and so much more! We need to be like Jairus and the woman and have faith that our God is great and _____ (powerful)!

Review Questions: What did we discover today?

1. Who came to Jesus because his daughter was very sick - Jairus or Jim? (Jairus)
2. What did Jairus want Jesus to do? (He wanted Jesus to make his dying daughter better)
3. Who did Jesus meet when He was going to see the little girl? (A woman who was sick)
4. What happened when the woman touched Jesus' clothes? (She was healed of her sickness)
5. Name three ways God answers prayer. (Yes, No, Wait)
6. What did the people at Jairus' house do when Jesus said the little girl wasn't dead but asleep? (They laughed)
7. What did Jesus do for Jairus' dead daughter? (He brought her back to life)
8. What are two words that describe our God? (Great and powerful)

Discover Time

Transition to Discover Time: The God that healed this little girl is the same God that loves you very much. As we walk to our Discover Time, every ten steps let's shout out "Our God is great and powerful!"

Do Right: I will know that God is great and powerful.

Goal: To help preschoolers think about how God is great and powerful.

Location A: Box Station

Supplies:

- Boxes
- Whistle or bell

Instructions for the DT Leader:

1. Have children sit down.
2. Say: Our God is very powerful. How great and powerful is He? He can make people walk, He can heal sick people, He can make storms come and go, He makes the wind, and He created every mountain. Our God is very powerful! The same God who made the mountains cares very much about you. Let's all work together to stack a giant mountain. Every time I blow the whistle (or ring the bell), I want you to yell, "**My God is great and powerful!**" while making big muscles.
3. Repeat every three minutes as children work on stacking a giant box mountain.

DT Leader Tip: At the end, do not let children kick or run into the boxes.

Optional: If you have a chalk wall or chalkboard near your Box Station, split children into two groups. One group will do the Box Station DT as described above, while the other group colors in a mountain range that is outlined in advance on the chalk wall/board. Halfway through the DT, have children switch stations.

Location B: Mission Station - The Mission Lesson can be downloaded from the DLG website.

Classroom Review Time

Lead Teachers ~ Connecting the DT to the Lesson: Is our God great and powerful? How do you know? He made the mountains, He made the world, He can heal people, and He can do miracles!

Let's all shout out, "Our God is great and powerful!"

Note: If your DT was in the Mission Station, please develop a connection to the Bible lesson.

Reviewing the Know Right:

Instructions:

1. Have children lie on their backs on the floor with their eyes shut (pretending to be Jairus' daughter).
2. Using the review questions above, ask questions and have children "pop up on their feet" if they know the answer.
3. After the answer has been said correctly, have everyone stand up and shout, "Our God is great and powerful!"
4. Repeat activity with each review question.

Think Right Activity while waiting for parents:

Option 1

Supplies:

- Painter's tape (create a path/trail for children to follow around the edge of the room)
- Music

Say: In our Bible lesson, we heard about how great and powerful Jesus is. He brought Jairus' daughter back to life and healed a woman who was sick for a very long time. It's so exciting to know how great and powerful our God is!

Instructions:

1. Have children stand along the path.
2. When the music starts, have children jump, hop, and skip on the path while praising God.
3. Occasionally stop the music.
4. When the music stops, have children freeze and ask them a question about the lesson or have them recite John 14:6.
5. Repeat many times.

Option 2

Instructions:

1. Play "Simon Says". (You may need to explain to children how to play.)
2. Optional "Simon Says" statements:
 - Simon says, "Lie down while you say John 14:6."
 - Simon says, "Pretend you are riding your bike while you say John 14:6."
 - Act like a chicken. Oops...Simon didn't say, "Act like a chicken!"
 - Simon says, "Act like you're sleeping while you say John 14:6."
 - Simon says, "Pretend you are a fish."
 - Point to your belly button. Simon didn't say to do this!
 - Simon says, "Talk like a baby while you say John 14:6."
 - Simon says, "Walk and talk like a robot as you say John 14:6."

Lesson 3

Mark 7:1-23

Know Right:	Jesus teaches that a right attitude toward God is more important than traditions.
Think Right:	“Jesus answered, ‘I am the way and the truth and the life. No one comes to the Father except through me.’” John 14:6 (Top 12)
Do Right:	I will be like Jesus every day.
Feel Right:	I can feel joyful when I am like Jesus.

GET READY!

How do we live a life like Jesus'? Is it even possible this year? Rather than evaluating whether you have checked the boxes, such as by tithing or volunteering, spend time this week examining your heart. When we live humbly for God, we naturally grow in holiness as the fruit of the Spirit shines through our lives. And instead of looking down on the “less holy” around us, we can see others through God’s eyes and love as He loves.

Pray: Pray specifically that parents will make it a priority to put God first in their homes this week. Pray that parents will walk humbly with the one true God.

Read: Mark 7:1-23

Know Right: Jesus teaches that a right attitude toward God is more important than traditions. The Pharisees rejected Jesus because He healed people on the Sabbath, and His disciples failed to follow the rigid Jewish traditions, such as the ceremonial washing of hands. But the rules Jesus and His disciples broke were not scriptural, they were man-made traditions. Jesus pointed out their hypocrisy and explained that it is not the specific rules people follow that make them grow in holiness, rather it is a correct attitude toward God, and it is only through Him that we can be like Jesus.

GET SET!

SILLY RULE DAY: *Today, we will occasionally be doing “silly rules” that the children need to follow. It all leads up to our lesson on following the rules versus truly living a life like Jesus.*

Lead Teacher’s Notes:

- The Discovery Land curriculum is a family-based curriculum. Today’s lesson is difficult for preschool children, so most of the Scripture is paraphrased. These are truths that they will “grow into” as we lay a foundation now and then build on it in the future.
- When teaching the lesson, make sure your children sit up and listen quietly to the lesson. Teach children how to raise their hand to ask or answer questions.

- As always, make sure your Bible is open, and remember the lesson below is a guide, not a script for your lesson. Good eye contact, visuals, and big expressions are important for a lesson that effectively engages children.

Creative Ideas for the Bible Lesson:

Use props such as: a large roll of paper with rules on it, a large bowl of water with soap and towel, fun money and a wallet to pull it from, and a Wordless Book. When placing props on the table, use a bright colored tablecloth to add color to your room.

GO!

Pre-Service Review Game

Worship Leaders will lead children in a review game. Game details are in the Resources Booklet.

Large Group Opening Time

Offering: We are going to worship God right now by giving our money. When we give our money to God, the church will use it to tell others about Jesus. *Or insert a specific way your church will use the offering.*

Think Right verse: John 14:6

Where is the book of John found in the Bible? (NT) We are learning a verse from John, chapter 14, verse 6.

This verse teaches us that Jesus is the only way to heaven.

I have a few rules you need to follow while we all say the verse...

- You must hop up and down.
- You must stand on one leg.
- You must keep one finger in your ear.

Repeat several ways.

“Jesus answered (point to the palm of each hand), **‘I am the way** (open hands start near ears and move downward out in front of you to make a path) **and the truth** (both arms out like a “T”) **and the life** (two thumbs up). **No one** (shake finger) **comes to the Father** (point up) **except through me** (other pointer finger up).” **John 14:6**

Transition: We can know for sure that only by believing in Jesus can we be saved from our sin. This makes me want to worship Him! Before we sing, let’s tap our foreheads three times.

Song 1: “Hosanna Rock”

Puppet Skit: Silly rules!

T: Hi, _____! How are ya doin'?

WL: I'm fine, Tracker. Today we are starting some new rules, and I thought of a good rule for you!

T: Um...ok.

WL: Alright, here it is: Tracker, whenever you want to talk, you must first stick your finger in your ear!

T: Uhh...what?!?!?

WL: Tracker, (*wag your finger at him*) you didn't stick your finger in your ear!

T: But...but...but...why?!?!?

WL: Tracker... (*disapproving, deliberately stick your finger in your ear to show him*) you need to follow the rules!

T: Gee wilikers! (*sticks his finger in his ear*) This seems a little silly to me...

WL: Now, now, Tracker, where would we be without rules? Rules are very important and *my* rules are especially important!

T: (*big sigh and then sticks his finger in his ear*) _____, some rules are to keep us safe, like, "Look both ways before ya cross the street" an' some rules are to help us care about God like, "Don't say God's name as a swear word," an' some rules are to help us love other people like, "Don't say mean bad stuff about somebody else." Those rules make a lotta sense. But stickin' my finger in my ear before I talk? Or tappin' my forehead before I sings a song? That's just kinda...kinda...well...silly!

WL: What? Silly? What is so silly about having to stick your finger in your ear before you talk or tapping your forehead three times before you sing a song? Hmmm, Tracker?

T: Umm...they just don't...

WL: Ahem... (*point to your ear disapprovingly*)

T: Ok, ok, (*sticks his finger in his ear*) I just think rules should be important, that's all!

WL: My rules are important...to me!

T: (*sticks his finger in his ear*) _____, I didn't mean to make ya mad. I just think maybe you should think a little more about all these rules ya got, ok?

WL: I suppose I can think about it...but until I say differently...

T: I know, I know, (*sticks his finger in his ear*) "Stick my finger in my ear before I talk." Well, I gots ta go. You're gonna think about it, right, _____?

WL: Yes, I will, Tracker.

T: (*sticks his finger in his ear*) Ok, I guess I'll see ya all later! Um, I can't really wave like this... (*pulls his finger out*) Bye! (*ducks down really fast*)

WL: Bye, Tracker! (*to the children*) Can you believe that Tracker didn't like my rules? Did you like them? (*Leaders should shake their heads no*) Well, ok. Maybe those rules are pretty silly. I guess we don't have to follow those rules anymore.

Transition: Isn't it great to know God doesn't make silly rules for us to follow? God is so good to us!

Song 2: "God is so Good"

Pray

Bible Lesson Introduction

Pray: Ask children if God can hear us when we pray. Then explain that when one person prays, we should be thinking about what is being said and also praying for the same thing. Role model how to pray. Don't assume all children pray during the week with their parents; you may be their only role model!

Find It: Today, our lesson is found in the book of Mark. Is Mark in the OT or the NT? (NT) Let's say the books of the New Testament up to the book of Mark, as we point to the Books of the Bible chart: Matthew, Mark!

Timeline: Let's find this lesson from the book of Mark on our timeline. *Point to the timeline where Jesus is teaching.*

Introduction to the Bible Lesson:

Before we start our lesson, my rule sheet says we must put our finger on our nose before we can read the Bible. Then it says we must shake our heads back and forth. Now it says we must stand up and jump up and down ten times without falling over! Wait...I think these are silly rules! We don't have to do that in order to read our Bibles, do we? (No!)

Today, we are going to hear about some people who really like rules. They thought if God had *some* rules for us to follow to help us be holy (holy means to be like Jesus), then *more and more and more* rules would be even better. They liked to be like Jesus when everyone was watching, and to make sure everyone knew this, they made up many rules to make themselves look important.

Even though Jesus did lots of really amazing miracles, many of the Jewish people (a name of a group of people) chose not to believe that Jesus was God's Son. Instead, they wanted to catch Jesus doing something wrong. And if they caught Jesus doing something wrong, they could show the people that Jesus was a sinner. But there was one huge problem with that - Jesus never did anything wrong. He never sinned. Jesus was always right.

Scripture Outline: Mark 7:1-23

The religious leaders question Jesus about hand washing

Paraphrase of Mark 7:1-5:

Long before Jesus was born on the earth, God gave Moses and the Israelite people the Ten Commandments. These were some really important rules that God wanted His people to follow. *Point to the timeline.* The religious leaders thought that if *those* rules were good, then more rules would be even better. They added a lot of new rules to God's rules. God didn't make these rules; people did. Some were very hard to follow, and some just didn't make sense, kind of like our silly rules earlier. One of these man-made rules was that your hands had to be washed in a special way before you ate. If you didn't follow this man-made rule, then you were called a sinner. That doesn't sound quite right, does it?

One day, some of the religious leaders noticed that Jesus' disciples didn't wash their hands in that special way before they ate. They said Jesus and His disciples were sinning. But was eating without washing your hands in a special way really a sin? Do you remember what sin is? Sin is anything that we think, say, or do that is against God. Do you think it would make God mad if they didn't wash their hands in the special way? (No) It wasn't really a sin, but those leaders lied and made people think it was. They had lots of rules that were very hard to follow and were not really God's rules. And they spent lots and lots of time checking on other people to make sure they were following all their made-up

rules. They thought if they followed all their own made-up rules, then they would be more like God.

Gospel

Wait... what does the Bible say? The Bible says in Romans 3:23 that "All have sinned and fall short of the glory of God." So nobody can keep all of the rules all of the time. We need a Savior, Jesus, who will forgive our sin when we ask Him. *Review the Wordless Book.*

Let's see what Jesus said to the men who said people have to follow these man-made rules.

Jesus calls the religious leaders hypocrites

Paraphrase of Mark 7:6-8:

When the religious leaders asked Jesus why His disciples didn't do the special hand washing, Jesus called the religious leaders "hypocrites." That's a *big word*! Can you say the word "hypocrites"? Do you know what that means? A hypocrite is someone who pretends to do what is right, but in their heart and mind they are not doing what is right.

It's like if you tell your friends they should be kind and love one another and then you turn around and hit your friend because they took away your toy.

Or if you acted all nice here at church, but then after church you went to the store and screamed at your parents because you didn't get a candy bar. That's not right.

These religious leaders weren't living God's way. They were making the people follow all kinds of man-made rules while they didn't follow God's rules. Jesus gave them a perfect example of something they didn't do God's way. Let's read about it.

Jesus explains how the religious leaders pretend to really love God

Paraphrase of Mark 7:9-13:

God tells us to honor our father and mother. One way to honor our father and mother is to take good care of them, especially when they get old. But guess what one of the religious leaders' rules was? They said people didn't have to use their money to take care of their mom and dad. This was a bad rule that went against what God said. This is wrong. God wants us to take care of our parents when they get old.

Jesus teaches the people how to live right

Paraphrase of Mark 7:14-23:

Jesus taught the people that the rules made by the religious leaders were wrong. The rules we need to follow are the rules made by God. That's what helps us to be more like Jesus every day.

Conclusion

The leaders thought the rules were the most important thing, and that they were the very best at following all of the rules. But Jesus told them they were wrong; God cared about their hearts, not their rules.

Do Right and Feel Right

If we want to be like Jesus, first we must believe in Him just like John 14:6 says. We're only saved by admitting we have sinned, believing in Jesus, and telling Jesus we want Him to be the leader of our life. After this we will want to read the Bible and obey what the Bible says. Not because this is a rule but because we want to. When we obey the Bible, we will begin to act and be more like Jesus. Once we do this, we will feel joyful on the inside!

Review Questions: What did we discover today?

1. What were some silly rules we tried to do today?
2. Whose rules for our lives should we follow? (God's rules)
3. Who should you believe in to go to heaven? (Jesus)

4. Is Jesus the only way to heaven? (Yes)
5. Can we live like Jesus by doing things God's way or our own way? (God's way)
6. What can we read to learn how to live like Jesus? (The Bible)
7. Do you try to live like Jesus every day?
8. How can you live like Jesus today?

Discover Time

Transition to Discover Time: *As you walk to Discover Time, make up some silly rules that the children should follow.*

Do Right: I will be like Jesus every day.

Goal: To remind children they should be like Jesus all day long.

Location A: Food Station

Supplies:

- Large clock (or draw a clock on poster board) with moveable hands
- Small plates and cups
- Cereal
- Milk
- Small cookies (one per child)

Instructions for the DT Leader:

1. Ask: "When can we **be like Jesus**? Can we **be like Jesus** only when we are at church?" (No, we should be like Jesus all day long)
2. Turn the clock hands to 7:00. Give each child a little cereal and talk about how they can be like Jesus as they get ready for the day, eat breakfast, and go to school or play.
3. Next, turn the clock hands to 12:00. Give each child a small cup of milk and talk about how they can be like Jesus around lunch time as they eat lunch, get ready for a nap, or have quiet time.
4. Then, to represent dinner, turn the clock hands to 6:00 and give each child a small cookie and talk about how they can be like Jesus in the night when their brothers or sisters are home from school, as they play together, and as they take a bath and get ready for bed.
5. Ask: "How can we **be like Jesus**?" (Follow His rules, love God and others, pray to God, sing to God, etc.)

Location B: Water Station

Supplies:

- Clock
- Painter's tape (create a large circle with tape on the floor to represent a clock)
- Large squares of paper with numbers 1 through 12 written on them (tape the numbers evenly inside the circle to look like a clock)
- Large spinner with numbers 1 through 12
- Sample schedule for preschool-aged children (For example: 8:00 breakfast, 9:00 go to school, 10:00 play with friends, 11:00 go outside, 12:00 lunch, 1:00 nap or quiet rest time, 2:00 read books, 3:00 listen to music, 4:00 play with brothers and sisters, 5:00 dinner, 6:00 bath or get ready for bed, 7:00 bedtime)
- Fun worship music

Instructions for the DT Leader:

1. Hold up a clock and ask the children what it is.
2. Ask: "What do you do in the morning? In the afternoon? At night?"
3. Highlight the clock as you talk and remind children that we should **be like Jesus** all day long.
4. Have children stand on the giant circle clock.

5. When the music plays, have children walk on the big circle.
6. When the music stops, kids should freeze.
7. A leader should spin the spinner.
8. The child standing closest to the matching number should be highlighted as the winner and asked how they can **be like Jesus** at that time of the day. Use your sample schedule to give children an idea of what they might be doing at that time of day. (Answers to how they can be like Jesus include: follow His rules, love God, pray to God, sing to God, listen to their parents read from the Bible, etc.)
9. Repeat many times.

Classroom Review Time

Lead Teachers ~ Connecting the DT to the Lesson: During Discover Time, you talked about when you could be like Jesus. When can you be like Jesus? (Morning, afternoon, and night)

Reviewing the Know Right:

Supplies:

- Bible (in advance, mark the verses listed below)

Instructions:

1. Ask: How can we be more like Jesus? We can read the Bible (*show your Bible*) and do what it says. I'm going to open my Bible to the New Testament.
2. Have children stand up.
3. Point to the chart and say the books of the NT, having children repeat each book after you. This will teach children how to pronounce the books correctly.
4. To include more activity, have the children stretch their hands up or jump up high when they say each book.
5. Say: I'm going to open my Bible and find out ways we can live more like Jesus. Listen carefully for clues on how you can be like Jesus. If you hear how you can be like Jesus from my Bible, raise your hand really quickly.
6. **Read Ephesians 6:1**
Ask: If the Bible tells us to obey our parents, what should we do? (Obey them) Why? Because it is right, and Jesus obeyed His parents. How can you obey your parents today? When you obey your parents, you are living like Jesus!
7. **Read John 13:34a**
Ask: What does this verse teach us? (We should love one another) How can we love one another?
8. Ask: Are these silly rules - "obey your parents" and "love one another"? (No!) These are God's rules that can help us live like Jesus. Jesus loved others, and He obeyed His parents. We need to be like Jesus every day! Let's pray and ask Jesus to help us obey the Bible this week, so we can be more like Him.

Think Right Activity while waiting for parents:

Supplies:

- Beanbag
- Silly rule cards: jump up and down ten times, spin in a circle five times, everyone sing Happy Birthday, pat your tummy seven times, put a finger in each ear, meow like a cat, say ribbit and hop like a frog three times, make an elephant nose with your arm (see appendix)

Instructions:

1. Have children sit in a circle.
2. As they recite John 14:6, the beanbag should be passed.
3. When the verse ends, whoever has the beanbag will need to do a "silly rule" card.
4. Children should confidently know the verse at the end of your class.
5. Repeat until the last child has been picked up.

Lesson 4

John 11:1-53

Know Right:	Jesus raises Lazarus from the dead.
Think Right:	“Jesus answered, ‘I am the way and the truth and the life. No one comes to the Father except through me.’” John 14:6 (Top 12)
Do Right:	I will know Jesus loves me all the time.
Feel Right:	I can feel peaceful because I know Jesus loves me all the time.

GET READY!

No matter who we are or where we live, we will walk through challenging days. So will our children. How do we prepare our children for these hard days? We teach them to think about their circumstances through a biblical worldview, using the 4 Rights. When we trust Jesus and filter our lives through God's Word, trusting in His love, we can feel peace in any situation.

Pray: Do you pray for the children in your class by name? You may be the only person who prays for some children during the entire week. As you intentionally pray, ask God that they will grasp the truth that Jesus loves them.

Read: John 11:1-53

Know Right: Jesus raises Lazarus from the dead

In addition to His twelve disciples, Jesus was close to two sisters, Martha and Mary, and their brother Lazarus. When Lazarus became ill, the sisters sent word to Jesus. Instead of rushing to the rescue, Jesus deliberately delayed until Lazarus had died. Upon Jesus' arrival, both Martha and Mary expressed their steadfast faith in Him, mixed with the bitter pain of losing their dear brother. Jesus asked to be taken to the place where Lazarus had been buried four days earlier. In what would be the pinnacle of His miracles, Jesus brought His dead friend back to life. From their deepest grief, the sisters were able to experience their greatest joy. Like Mary and Martha, we can know that Jesus loves us all the time.

GET SET!

Lead Teacher's Notes:

- Several sections of the Scripture passage will be skipped in this preschool lesson.

Creative Ideas for the Bible Lesson:

1. Create people out of lunch bags. Put weights in the bottom of the bags and draw faces/clothes on the bags. As you teach the lesson, move the people. To create a tomb, use a box or a large paper bag with a hole cut in it to represent an entrance.

2. Use pipe cleaners to create people. Create the background scene on a whiteboard and use bright colors or cut-out objects from construction paper. Move the people to different locations on your whiteboard (use tape or magnets to hold the people) as you teach the lesson.

GO!

Pre-Service Review Game

Worship Leaders will lead children in a review game. Game details are in the Resources Booklet.

Large Group Opening Time

Offering: We are going to worship God right now by giving our money. When we give our money to God, the church will use it to tell others about Jesus. *Or insert a specific way your church will use the offering.*

Think Right verse: John 14:6

Open your Bible and read the verse with great expression! Ask children to guess where this verse is found in the Bible.

Is Jesus the truth? (Yes!) Is Jesus the only way to heaven? (Yes!) Let's all say John 14:6 in our whisper voice, in our loud voice, in our low voice, in our high voice, while we are jumping, while we do jumping jacks, etc.

"Jesus answered (point to the palm of each hand), **'I am the way** (open hands start near ears and move downward out in front of you to make a path) **and the truth** (both arms out like a "T") **and the life** (two thumbs up). **No one** (shake finger) **comes to the Father** (point up) **except through me** (other pointer finger up)." **John 14:6**

Transition: Jesus loves us so much! Let's sing and tell the world how we know Jesus loves us.

Song 1: "Jesus Loves Me"

Puppet Skit: God Loves You

Tracker doesn't come up right away but is down in the puppet booth crying. Puppeteer needs to be a bit theatrical with it - crying in appropriate spots, etc.

WL: Tracker, are you ok?

T: *(still from below)* No, I'm not, _____!

WL: Oh, no! What's wrong, Tracker? Come on up here and talk to us, ok?

T: Ok, I guess... *(comes up and wipes eyes)* But I'm still really, really, really, really sad...

WL: Oh, I'm so sorry to hear that. Why don't you tell us what's wrong?

T: Well, I gotted a really cool pet last week; he's a beetle bug named Charlie. *(cries)*

WL: What's so sad about that, Tracker?

T: Well, this mornin' I went to check on him, an' my beetle...my beetle...

WL: What about your beetle?

T: My beetle...he was...he was...dead. (*cries*)

WL: Oh, I'm so sorry to hear that, Tracker! It is really sad to lose a pet. Did you know that you can talk to Jesus about that? Jesus will help you to feel better.

T: Do ya really think so?

WL: I know so, Tracker! Jesus loves us SO much, and we can trust Him to help us in bad times. He wants to help you!

T: Do you think Jesus really cares about my beetle, Charlie?

WL: Well, I know for sure that Jesus loves *you*, Tracker! Jesus cares about you so much that He died for you!

T: Gosh, I didn't even think about that! I'm gonna go talk to Jesus right now.

WL: Good idea, Tracker. Jesus will help you to feel better.

T: Ok. Thanks, _____. See ya next week, friends!

WL: Ok. Bye, Tracker!

Transition: We can trust Jesus when good things happen. We can trust Jesus when sad things happen. Jesus will be there for us! Jesus loves us, and we can go to Him when we are feeling happy or sad. Today we are going to hear about a family that really needed Jesus! But first, let's sing one more song.

Song 2: "Today is the Day"

Pray

Bible Lesson Introduction

Pray: Before you begin your class, ask a child to open in prayer. Coach the child in a simple prayer, such as "Dear Heavenly Father, help us to learn and obey what you teach us today. We love you. In Jesus' name, Amen." Encourage the other children to bow their heads, close their eyes, and fold their hands during the prayer out of respect for God.

Find It: Today our Bible lesson is found in the book of John. Is John in the Old Testament or New Testament? (NT) Can you say the books of the New Testament up to John? (Matthew, Mark, Luke, John)

Timeline: Our lesson today is from the New Testament. Can you point to the NT on our timeline?

Introduction to the Bible Lesson:

Right now, I want you to close your eyes. *Make sure all children have closed their eyes.* Now imagine what it would have been like to actually see Jesus. Wow, wouldn't that be exciting? Can you imagine seeing Him do a miracle, like healing a man so he could walk and jump even though he never walked before? And can you imagine what it was like when He healed a blind man, so he could see?

Ok, you can open your eyes. Do you think you would have believed Jesus was God's Son? Would you have decided to be one of Jesus' followers? Today, we are going to learn about something exciting Jesus did for some people who were His followers.

Scripture Outline: John 11:1-53

Jesus receives the message that Lazarus is sick

Paraphrase of John 11:1-3:

A man named Lazarus was one of Jesus' followers. Lazarus loved Jesus very much. He had two sisters, Mary and Martha, who loved Jesus, too. They were good friends of Jesus. Jesus loved them very much. Mary and Martha were very worried about their brother, Lazarus. He was very sick, but they knew Jesus could heal him. He had healed so many people; surely He would come and heal their brother, too! So, they sent someone to tell Jesus that their brother was very sick.

What do you think Jesus did when He found out that His good friend Lazarus was sick? Do you think He dropped everything and ran to help? Let's read from my Bible to find out what Jesus did.

Jesus tells the purpose of Lazarus' sickness

Read John 11:4-6

Recap: Jesus did *not* drop everything to go to Lazarus! But He *did* tell His friends that Lazarus' sickness would not end in death. Why did Jesus wait two whole days before He went to Lazarus? If Jesus loved Lazarus, Mary, and Martha, why didn't He rush to help when He heard that Lazarus was sick?

Jesus follows His Father's plan

Paraphrase of John 11:7-16:

Jesus' friends, the disciples, were very confused about what was happening. They couldn't understand why Jesus waited! They didn't know that God had a big plan for Lazarus. Jesus had told His friends that this happened so they would believe in Him. So, Jesus waited to go to Lazarus for a very good reason.

Jesus arrives in Bethany

Paraphrase of John 11:17-24:

Do you know what happened to Lazarus because Jesus waited to go help?

He died. Lazarus had already been buried in the tomb for four days when Jesus got to their town, called Bethany. A tomb is a cave with a *huge* rock covering up the opening. Mary and Martha were very sad that their brother died. They were sad that Jesus did not come sooner. They knew that Jesus had healed other people. They knew He could have healed Lazarus, too, if He had come earlier.

But I thought Jesus loved and cared about Lazarus and his sisters, Mary and Martha! If Jesus loved them, why did He allow Lazarus to die?

Martha still trusted in Jesus. Jesus told Martha her brother would rise again. Martha knew Lazarus had trusted in Jesus, so he would go to heaven to be with God. Just like us, if we trust in Jesus to save us from our sin, at the right time when our bodies die, we can go to heaven also.

Listen to what Jesus told Martha:

Read John 11:25-26

Recap: This means that when we trust Jesus to save us from our sin, when our bodies stop working and we die here on earth, we are taken to heaven to live forever and ever! Do you know what Martha said to that?

Read John 11:27

Recap: Martha believed that Jesus is the Savior!

Jesus wants to see Mary

Paraphrase of John 11:28-37:

Jesus sent Martha to get Mary. When Mary came to Jesus, she was crying. She told Jesus that Lazarus wouldn't have died if He had been there, which showed that Mary had faith in Jesus, too. Mary and the people with her were very, very sad. They were all crying, and Jesus was so sad that He even cried. Jesus loved them all so much!

Jesus raises Lazarus

Paraphrase of John 11:38-42:

Jesus went to Lazarus' tomb. He told the people to take the stone away from the cave where Lazarus was buried. What did Jesus do then? He prayed to God the Father! Jesus prayed out loud, so the people there would know that He is God's Son. After Jesus prayed to God the Father, listen to what He did:

Read John 11:43

Recap: Jesus was telling a dead man to walk out of his tomb! That's impossible, isn't it? I wonder what happened. Let's find out.

Read John 11:44

Recap: Oh, my! Lazarus had been dead for four whole days! And now Jesus brought him back to life! Jesus wanted the people who were there to truly believe that He was God's only Son. Do you think Mary, Martha, and Lazarus were happy that Jesus raised Lazarus from the dead? (Yes!) Did they know Jesus loved them? (Yes!) *Point to Lazarus walking out of the tomb on the Bible timeline.*

Some believe, but others still don't

Paraphrase of John 11:45-53:

Many people had seen Jesus raise Lazarus from the dead, and they believed in Him. They put their faith in Jesus to save them. But some people, even though they saw Jesus raise Lazarus from the dead with their own eyes, *still* didn't believe Jesus was God's Son. Instead, they went back to their town and told the religious leaders what had happened. And instead of being excited about what Jesus had done, they made a plan to kill Jesus! That is awful, but guess what. God had a bigger plan for Jesus.

Conclusion

Even though Mary and Martha were going through a very hard time when their brother got sick and even died, they knew Jesus loved them very much and would take care of them.

Do Right and Feel Right

Do you know Jesus loves us just as much as He loved Lazarus, Mary, and Martha? He loves us during the good times and the bad times. We can feel peaceful knowing Jesus loves us and will always be there for us.

Review Questions: What did we discover today?

1. Who was sick in the lesson today - Lazarus or Tom? (Lazarus)
2. Lazarus had two sisters; what were their names? (Mary and Martha)
3. Who loved Mary, Martha, and Lazarus? (Jesus)
4. Who died and was put in a tomb? (Lazarus)
5. Who came and “woke up” Lazarus when Lazarus was dead? (Jesus)
6. Who is very powerful? (Jesus)
7. Who loves you very much? (Jesus)

Discover Time

Transition to Discover Time: As you walk to Discover Time, remind children that Jesus loves each one of them. Say: Jesus loves you, David! Jesus loves you, Kiara! Jesus loves you, _____!
(insert children’s names)

Do Right: I will know Jesus loves me all the time

Goal: To remind children that Jesus loves them.

Location A: Play-Doh Station

Supplies:

- Song “Jesus Loves Me”

Instructions for the DT Leader:

1. Have children sing “Jesus Loves Me” as they make a Play-Doh (or plasticine/clay) figure of themselves.
2. If they have time, have them create more people like their mom, dad, sister, brother, friend, etc. Fill your table with people that Jesus loves!
3. Remind children that Jesus loves them morning, noon, and night!

DT Leader Tip: Keep repeating the song so they remember why they are making people. Ask questions often like, “Who does Jesus love?”

Location B: LEGO® Station

Supplies:

- Small LEGO people (or use pictures/cutouts/models of people) (hidden among the LEGO bricks or hidden in the sand station/classroom)
- Song “Jesus Loves Me”

Instructions for the DT Leader:

1. Have children sing “Jesus Loves Me” as they search for LEGO people among the LEGO bricks. Have children line up the LEGO people in one long line.
2. Remind children that Jesus loves all children...morning, noon, and night.

DT Leader Tip: If you have limited LEGO people, have children create a person with LEGO bricks.

Fun idea to collect LEGO people: Select a week and ask children to donate a (non-scary) LEGO person. Line up the LEGO people for display and then add them to your LEGO Station.

Classroom Review Time

Lead Teachers ~ Connecting the DT to the Lesson: Wow, you all found/made a bunch of people during Discover Time! How many people did you find/make? Hold up your fingers to show me how many people you found/made. How many people does Jesus love? (Everyone!) Who does Jesus love? (Moms, dads, sisters, brothers, grandmothers, teachers, etc.) Jesus loves all the people of the world!

Reviewing the Know Right:

Supplies:

- Props from the lesson

Instructions:

1. Using the Lesson Review Questions from above, have children answer the questions by pointing to the person/prop that you used in your lesson.
2. **Optional:** Move your people/props to different parts of the room and have children walk, jump, or skip to the person you are talking about.

Think Right Activity while waiting for parents:

Option 1

Supplies:

- Ball-pit balls (one per child)
- Solid colored bag with one of each colored ball in it
- Fun praise music (suggested song: "Jesus Loves Me")

Instructions:

1. Have children sit in a circle.
2. Give each child a ball.
3. Play a song as children pass the balls.
4. Stop the music at any time.
5. Select a ball from the bag.
6. Whoever has a ball with the matching color should stand up and say John 14:6.
7. Repeat many times.

Option 2

Instructions:

1. Use the Tracker Jr. take-home paper to review the lesson.
2. Encourage children to do it during the week with their family.
3. As parents pick up their child, encourage them to review it with their child.

Lesson 5

John 13:1-17

Know Right:	Jesus washes the disciples' feet.
Think Right:	"Jesus answered, 'I am the way and the truth and the life. No one comes to the Father except through me.'" John 14:6 (Top 12)
Do Right:	I will be a good servant.
Feel Right:	I can feel kind when I serve others.

GET READY!

This week we will learn about when Jesus humbly washes the disciples' feet, setting the example for us to live as humble servants. When you serve your children each week, by preparing thoughtfully so they can learn and by praying intentionally for your class, you are modeling what it looks like to be a humble servant!

Pray: Thank God for the children in your class, and ask God to shape their hearts to serve Him and others their entire lives.

Read: John 13:1-17

Know Right: Jesus washes the disciples' feet

Jesus had shown through His miracles and His teaching exactly who He was, and the time for His death was drawing near. During what would be their last meal together, Jesus taught His disciples what it truly means to be a servant leader. Jesus, the one through whom the world was made, took the role of a humble servant and lovingly washed and dried His disciples' feet. By doing this, He turned the worldview of His disciples' upside down. This demonstration of our Savior's servanthood convicts us all to be a good servant.

GET SET!

Lead Teacher's Notes:

- Please refer to the Children's Ministry Resource Bible: page 1355 (Lesson: Christ Washes the Disciples' Feet); page 1456 (What Does God's Love Look Like?).
- When children walk into your class for a Bible lesson, what do they see or smell that instantly attracts them to the lesson? Teach the lesson in a way the children will never forget it!

Creative Ideas for the Bible Lesson:

1. Create the scene by setting up a chair next to a table with a bowl of grapes and bread. Under the chair place a towel. Place a large bowl of water by the chair with a towel next to the water. In a container next to it, place some dirt (or soil). As you teach the lesson, have a child put their feet in

the soil, and then when you wash their feet, children can actually see the feet become clean. Emphasize the word “servant” as you demonstrate.

2. Create a different type of Wordless Book by using paint on a large piece of paper.

GO!

Pre-Service Review Game

Worship Leaders will lead children in a review game. Game details are in the Resources Booklet.

Large Group Opening Time

Offering: We are going to worship God right now by giving our money. When we give our money to God, the church will use it to tell others about Jesus. *Or insert a specific way your church will use the offering.*

Think Right verse: John 14:6

Jesus tells us that He is the only way to heaven. This means we can't pay money to get to heaven. We can't be super kind to others to get to heaven. We can't try really hard to have a good attitude to get to heaven. Jesus is the *only* way to heaven. I'm going to read this verse from the Bible and then we'll say it together. *Read John 14:6 from your Bible.* Let's stand up and say John 14:6.

“Jesus answered (point to the palm of each hand), **‘I am the way** (open hands start near ears and move downward out in front of you to make a path) **and the truth** (both arms out like a “T”) **and the life** (two thumbs up). **No one** (shake finger) **comes to the Father** (point up) **except through me** (other pointer finger up).” **John 14:6**

Transition: Jesus is the only way to heaven; that is why I love to serve Him. Today is the day to praise Him. Let's stand up, sing, and really worship our great God today!

Song 1: “Today is the Day”

Puppet Skit: Tracker serves

Prop: water bottle

T: (comes up with a water bottle in his hand) Hi, _____! **Would ya like this here bottle of water?**

WL: (takes the bottle from Tracker) Why, that was very nice of you! Thank you very much, Tracker!

T: You're welcome! Can I get ya anything else? A cookie? A smoothie? A beef roast?

WL: A beef roast? Um, no, I'm good. Thanks for asking though.

T: No problem. Would ya like me to wash your windows? Vacuum your house? Wash your car? I'd make it really super-de-duper shiny.

WL: Well, um, thanks for asking, but that's ok...

T: Alrighty then, can I do anything else for ya? Shine your shoes? Clip your toenails? Cut your hair?

WL: Whoa, hold on Tracker! What in the world is going on here?

T: I just wanna serve ya, _____! I was readin' my Bible, and it said that Jesus served others, an' since He's my leader, I wanna be just like Him!

WL: Oh, I see now. That is great, Tracker! You are right, Jesus did come here to earth, and while He was here He served others. Jesus was a good servant.

T: Hey, so how do I do that? How can I be a good servant like Jesus?

WL: It means you help others and you put others first!

T: Thanks, _____! I really do wanna be like Jesus!

WL: That is awesome, Tracker!

T: Cool, so whatcha need? Toenails or hair?

WL: Excuse me?

T: Which do ya want me to cut?

WL: Ummm, maybe you could just empty the garbage cans instead. Ok, Tracker?

T: You got it! I'll go do it right now! See ya all later! (*Tracker leaves*)

WL: (*to preschoolers*) It's nice to see Tracker wanting to serve like that! He's really following Jesus!

Transition: Isn't it fun to serve God? Our God is so big! How big is He?

Song 2: "Bigger than Big"

Pray

Bible Lesson Introduction

Pray: Before you begin your class, ask a child to open in prayer. Coach the child in a simple prayer such as, "Dear Heavenly Father, Help us to learn so we can be good servants like Jesus. We love you. In Jesus' name, Amen." Have children bow their heads, close their eyes, and fold their hands during the prayer, so they can completely focus on God.

Find It: Today we are going to open our Bible to the New Testament. We are going to look for the book of John. I will say all the books of the NT and when you hear me say John, I want you to jump up and clap! *Point to each word on your Books of the Bible poster as you say the books of the New Testament.* Now let's say those four books of the New Testament together. (Matthew, Mark, Luke, John)

Timeline: We are going to learn more about how Jesus served others. *Point to Jesus on the timeline.*

Introduction to the Bible Lesson:

During the past few weeks, we learned about some friends who met Jesus. Let's review them.

- A man who couldn't walk was brought to Jesus through the roof of a house. Do you remember what happened to him? (Jesus healed him)
- There was a man who had a very sick daughter and she died. What did Jesus do for her? (Jesus brought her back to life)
- We found out that Jesus loves us very much even when we have really bad times, like Lazarus and

his sisters, Mary and Martha. What happened to Lazarus? (He died, but Jesus brought him back to life)

Jesus is so powerful, and He loves us so much! What do you think is going to happen in our lesson today? Let's find out.

Scripture Outline: John 13:1-17

Jesus knows He will die soon

Paraphrase of John 13:1-3:

Jesus was having a special meal with His good friends, the disciples. Jesus knew He would soon be going back to heaven. Jesus came here to earth for a very important reason. He came here to save us from our sin; and we know from our verse that *only* Jesus can save us! Let's say John 14:6 together.

Recite John 14:6. Jesus knew that very soon He would die on the cross. Why did Jesus have to die on the cross? (He was the only person who could take the punishment we deserve because He is perfect) But, before Jesus did that, He wanted to show His special friends how much He loved them, so do you know what He did? Jesus served His friends! That means he did something to help them. Let's find out what He did!

Jesus washes all the disciples' feet

Read John 13:4-5

Recap: The Bible tells us how Jesus served His friends! Jesus got up from the table, put a towel around His waist, and took a big bowl of water and began to wash their feet. What...Jesus was going to wash their feet? That was usually a job for a servant, who was a person that did a lot of the work in the house. Back when Jesus walked this earth, everyone wore sandals, and the roads were dusty and dirty. Their feet were really, really dirty. So, when you went to dinner at someone's house, one of their servants would wash your feet. But Jesus wasn't a servant. Jesus is God! He's the most important man who ever lived on this earth!

Paraphrase of John 13:6-7:

This was so strange that one of Jesus' followers, Peter, who knew that Jesus is God thought, "No way! This is **Jesus, the Son of God!** He can't wash *my* feet; I should be washing His!" So, when Jesus got around to Peter, Peter said...

Peter tries to refuse

Read John 13:8a

Recap: Uh-oh! Peter told Jesus not to wash his feet! Do you think it was right for Peter to say 'no' to Jesus? *Shake head 'no'.* Peter thought Jesus was too good to be a servant and wash his feet. What do you think Jesus said to that?

Jesus explains washing to the disciples

Paraphrase of John 13:8b-11:

Jesus told Peter he needed Jesus to clean him, but not really Peter's feet. Peter needed Jesus to make him clean from his sin. We need Jesus to clean us from our sin, too!

Thinking about Jesus washing the disciples' feet, reminds me of the clean page in the Wordless Book. It reminds us that Jesus died to make us clean from our sin. Let's look at the Wordless Book right now.

Use the Wordless Book colors as you teach this section.

Remember that beautiful, perfect place? *Point to the gold page.* It's called heaven, and that is where God is. It never ends, and there is nothing bad in heaven - no pain, no sadness, no sin! Heaven is perfect. John 14:2 tells us about heaven. *Recite John 14:2.*

Point to the dark page. Sin is why we need Jesus to clean us. Remember, Romans 3:23 tells us that we *all* sin and fall short of God's glory. If we want to live forever in heaven with God, we need to be cleaned from *our* sin! How do we get clean?

Point to the red page. The most amazing way Jesus served us is by dying on the cross to take the punishment you and I deserve. He died on the cross for our sin. God tells us in the Bible in Hebrews 9:22b that "without the shedding of blood there is no forgiveness."

When we trust Jesus to save us, He cleans us and takes away our sin. *Point to the clean page.* Acts 16:31 says, "Believe in the Lord Jesus and you will be saved."

Jesus teaches us to be humble servants

Paraphrase of John 13:12-17:

Jesus also wanted to teach Peter, the other disciples, and you and me that once we have asked Jesus to save/clean us, then we should *want* to serve others, just like He did!

When Jesus washed His friends' feet, He showed us how to serve others. *Show the green page of the Wordless Book.* What does the green page of the Wordless Book stand for? (Grow!) We are growing to be more like Jesus when we learn to serve others.

Conclusion

Jesus showed us what it means to be a good servant. He washed the disciples' dirty feet, and more importantly He chose to die on the cross. Instead of thinking of Himself, He was thinking of each one of us. He died for us to pay for our sin. *Opportunity to share the Wordless Book and offer an invitation for salvation.*

Do Right and Feel Right

Even though Jesus is all powerful, He still wants to serve us. Wow! If Jesus is willing to serve us, we should be willing to serve others. We can do this by putting others first, and by helping our parents, telling others about Jesus, praying for those who are sick, etc. We can feel kind when we serve others.

Review Questions: What did we discover today?

1. Who did Jesus have a meal with? (His special friends, the disciples)
2. After the meal, did Jesus wash the disciples' feet or play a game with them? (He washed the disciples' feet)
3. Were their feet clean or dirty? (Dirty)
4. Did Jesus serve others? (Yes)
5. What did Jesus do to serve each one of us and pay for our sin? (He died on the cross)
6. Name two ways you can serve others this week.

Discover Time

Transition to Discover Time:

Location A: As children walk to the Mission Station, give each child a cloth to wipe down the stairs, walls, or windows as they walk (serving as they walk).

Location B: Let's skip to our Discover Time where we will do a special project to serve others.

Do Right: I will be a good servant.

Goal: To allow children to do a service project.

Location A: Mission Station - *The Mission Lesson can be downloaded from the DLG website.*

Location B: Sand Station

Option 1

Supplies:

- Small brooms
- Paper towels or washcloths
- Garbage/recycling can

Setup instructions: We encourage your church to find a place within your church where the preschoolers can serve in a real way. Ideas could include: washing toys, wiping down tables and chairs, emptying small garbage cans, washing the Chalk Wall or whiteboards, sweeping the sand around the Sand Station, etc.

Instructions for the DT Leader:

1. Say: You are all going to have an opportunity to serve right now. We need your help to clean up the _____ (insert location).
2. Give each child a job to do.
3. If a child complains about the job they've been given, remind them that they should be a good servant.
4. Encourage preschoolers as they clean that they are being like Jesus!
5. After you are finished, comment on their hard work and how much cleaner the church looks now!

Option 2

Supplies:

- Scrap paper
- Small brooms
- Paper towels or washcloths
- Garbage/recycling can
- Buckets, shovels, sand toys

Setup instructions: The Sand Station should be very messy (crumpled up paper laying around, sand outside of the sand area, toys laying everywhere, etc.). Make sure there are enough jobs for each child in the class **before** going to the Sand Station.

Instructions for the DT Leader:

1. Say: You are all going to have an opportunity to serve right now. The Sand Station is very messy and it needs to be cleaned up. You get to help!
2. Give each child a job to do: some can pick up garbage, some can sweep sand back into the Sand Station, some can wipe off the sand toys, some can stack buckets, etc.
3. If a child complains about the job they've been given, remind them that they should be a good servant.

4. Encourage preschoolers as they clean that they are being like Jesus!
5. After you are finished, comment on their hard work and how much cleaner the church looks now!

Classroom Review Time

Lead Teachers ~ Connecting the DT to the Lesson: You were all great servants today in Discover Time! Sometimes serving is fun and sometimes it is really hard. Jesus served when it was fun. Jesus also served when it was very hard. How can you serve at home this week? *Hold up a broom, a toy, dirty dishes, etc. and use these items to make this lesson very practical for a preschooler.*

Note: If your DT was in the Mission Station, please develop a connection to the Bible lesson.

Reviewing the Know Right:

Option 1

Supplies:

- Get well cards for children to color (see appendix)
- Crayons
- Stickers

Instructions:

1. Have children decorate get well cards. Remind them to do a very good job coloring the cards and adding stickers.
2. As children do this service project, leaders should ask the Lesson Review Questions from above.
3. When children are done, collect the cards so they can be sent out throughout the year to sick leaders or church members.

Option 2

Supplies:

- Wash basins or bins filled with warm water
- Towels

Instructions:

1. Say: When Jesus washed His friends' feet, He showed us how to serve others. Today, we (the classroom leaders) would like to serve you by washing your feet.
2. Have all children sit on chairs. The classroom leaders should ask children one by one if they'd like their feet washed. The children who say 'yes' should remove their socks and shoes. If a child does not want their feet washed, do not wash them.
3. After washing is completed, the leaders should serve by helping children get their socks and shoes back on.

Think Right Activity while waiting for parents:

Supplies:

- Beanbags
- Bucket

Instructions:

1. Have children sit in a circle.
2. While you recite John 14:6 as a group, pass several beanbags.
3. When the group finishes reciting the full verse, have children holding the beanbags stand up and recite the verse.
4. After children recite the verse, challenge them to toss the beanbags into the bucket.
5. Repeat as time permits.

Optional: If your children already know the verse well, add variety by sometimes asking them to recite the previous verse they learned.

Note: "Total Time Teaching" means we teach children until the last child is picked up.

Lesson 6

Mark 14:12 – 15:24

Know Right:	Peter denies Jesus.
Think Right:	“Jesus answered, ‘I am the way and the truth and the life. No one comes to the Father except through me.’” John 14:6 (Top 12)
Do Right:	I will tell others Jesus died for our sin.
Feel Right:	I can feel courageous when I tell others Jesus died for our sin.

GET READY!

Adults and children can all experience the temptation to feel ashamed of Jesus. Even one of Jesus' own disciples denied Him! But, just as Jesus restored Peter, He can restore us when we fail and give us another opportunity to boldly proclaim our commitment to Him. As we prepare for this week, let's pray that God will reveal areas for us to live boldly for Him.

Pray: Pray for each child in your class by name. Ask God to make them confident enough to share Jesus with others they know. Also pray that God will provide a solid Christian friend for each child, one who will be courageous for Christ with them as they grow.

Read: Mark 14:12 – 15:24

Note: This is a significant amount of Scripture to read in preparation for this lesson about Peter's denial of Jesus, but it is essential to understand the full context of the lesson. Most of the passages will be paraphrased in the classroom.

Know Right: Peter denies Jesus

Jesus made it clear to His disciples that He would be betrayed, die, and on the third day rise to live again, yet they still did not understand. In his self-confident manner, Peter declared his unending loyalty to Jesus, even to the point of death, but Jesus confronted Peter with the truth. Before the rooster crowed twice that day, Peter would deny Jesus three times. However, Jesus also made this promise - He had prayed that Peter's faith would not fail, and that Peter would return to strengthen his brothers. When Jesus' prediction came true, Peter experienced the agony of his failure. When Jesus' resurrection came true, Peter experienced the grace of his Savior. As we walk through Easter with Peter, we should be ready to courageously tell others that Jesus died for our sin.

GET SET!

Lead Teacher's Notes:

- Please refer to the Children's Ministry Resource Bible: page 1452 (Think As Children Think).

Creative Idea for the Bible Lesson: Prepare four locations in your classroom to teach the lesson: the upper room (table with food on it), the Garden of Gethsemane (fake trees, a green bed sheet for children to sit on, and a toy sword hidden until it's mentioned in the lesson), courthouse with a Jewish leader (costume to dress up a child and a brown bed sheet over a chair for the child to sit on), and an area with the cross. Have children move to the different areas as you teach. Hint: If you have multiple services, work together and use the same props.

GO!

Pre-Service Review Game

Worship Leaders will lead children in a review game. Game details are in the Resources Booklet.

Large Group Opening Time

Offering: We are going to worship God right now by giving our money. When we give our money to God, the church will use it to tell others about Jesus. *Or insert a specific way your church will use the offering.*

Think Right verse: John 14:6

Our goal today is to challenge children to say the verse with confidence and use it as a response to a question. Let's all stand up and confidently say our verse, John 14:6, with bold, strong voices.

"Jesus answered (point to the palm of each hand), **'I am the way** (open hands start near ears and move downward out in front of you to make a path) **and the truth** (both arms out like a "T") **and the life** (two thumbs up). **No one** (shake finger) **comes to the Father** (point up) **except through me** (other pointer finger up)." **John 14:6**

If someone asked you, "Who is the only way to heaven?", what would you say? (Jesus!) Let's say our verse again, but this time look directly at me and use the verse as an answer to my question. Is Jesus the only way to heaven? *Leaders and children should all confidently and boldly recite John 14:6. Let's all give our neighbor a high five!*

Transition: Sometimes it is hard to stay focused on Jesus and do what He wants. Let's remember to keep our eyes on Him so we can courageously tell others about Jesus.

Song 1: "Fixin' My Eyes on You"

Puppet Skit: Tracker and the dude

Tracker pops up.

WL: Hi, Tracker! How are you doing today?

T: I'm doin' ok, _____. How are you doin'?

WL: I'm doing well. Why are you doing just ok?

T: Well, there's a guy from school who keeps buggin' me.

WL: Well, I'm sorry to hear that. What exactly is he doing?

T: He picks on me, an' he pulls my hair sometimes when I'm not lookin'. He even pushed me down when I was playin' at the park! I reeeaaaaallllyy don't like him, and I think I'm gonna do something mean back to him cuz he deserves it!

WL: I'm really sorry that is happening to you, Tracker. If he's being mean, you don't need to play with him, but in the Bible, we learn that you DO need to be kind to everyone, including him.

T: That's right! HE sure needs to learn to be kind to ME!

WL: Did you hear what I said? I'm saying *you* need to be kind to *him*.

T: What? Nope. No way. Nuh-uh. No can do. I can't do that! I can't be nice to this dude. I'm gonna do something mean back to him.

WL: Do you realize that Jesus loves that "dude"?

T: *(have Tracker's mouth hang open with a loud gasp)* NO. WAY.

WL: Yes, Jesus loves everyone. Do you know what? God wants you to tell this dude about how much Jesus loves even him.

T: Well, I don't think I can do that, _____.

WL: Then let's do this...why don't you start praying for him every night before you go to bed? Can you do that?

T: Uhhhh...nope. Not really.

WL: What would Jesus want?

T: Ok, ok, ok...I will start by prayin' for him.

WL: That's better! Kids, do you know someone that you should tell about Jesus or even someone to pray for that may not know Jesus? Today in our lesson we are going to learn about the importance of telling others about Jesus.

T: I'd better listen really close in class today.

WL: That's a great idea. See you later, Tracker!

Transition: Sometimes it is hard to be nice to other people. And it's REALLY hard to be nice to people who are mean to us. But God loves everyone. He wants us to pray for them. He wants us to tell them about Jesus anyway. Let's sing about Jesus.

Song 2: "The Life"

Pray

Bible Lesson Introduction

Pray: *Open your class by having a child pray. Remind children that God hears every word that is being said and hears every thought. We can pray without even speaking the words!*

Find It: Our lesson today comes from the NT in the book of Mark. Let's say the books of the New Testament up to Mark. You can repeat after me and jump each time you say a book. *Have children stand up and then jump as they repeat each book.*

Timeline: We have been learning so much about Jesus. Today we're going to learn about the biggest, most amazing way that Jesus showed His love for all the people in the whole world - even you and me! *Point to the cross on the timeline.*

Introduction to the Bible Lesson:

Last week we learned about how Jesus was a servant. Do you remember how He washed His disciples' feet? Jesus loved and cared for His disciples. After He washed their feet, they began to eat a meal. Let's listen and find out what Jesus talked about while they were eating. *Point to your Bible and begin to teach the lesson.*

Scripture Outline: Mark 14:12 – 15:24

The Passover meal in the upper room

Paraphrase of Mark 14:12-26:

While they were eating, Jesus told His disciples something very important. Jesus told them that He would soon die for their sin. After He died, He would be going back to heaven. How do you think the disciples felt when they heard that Jesus would no longer be with them? *Point to the Feel Right poster; allow children to answer.*

Jesus also knew that one of His disciples wasn't really His friend. Jesus told them that the disciple who wasn't His friend was going to do something really bad.

How did Jesus know this? (Because Jesus is God!) Jesus knew what this disciple was thinking. Jesus knew what was going to happen. Did you know that God always knows what we are thinking, too? He always knows what we need. He knows everything about us!

Jesus and His disciples ate bread and drank together.

Jesus tells His disciples He will die and rise again

Paraphrase of Mark 14:27-29:

It was almost time for Jesus to go to the cross to die for our sin. This was going to be very hard for Jesus and His disciples. Jesus told them that they would all run away and leave Him all alone. But one of Jesus' disciples, his name was Peter, told Jesus that no matter what, he would always love Jesus. But Jesus already knew what Peter and the other disciples were going to do! Let's see what Jesus said about Peter.

Read Mark 14:30

Recap and paraphrase of Mark 14:31: Jesus told Peter that before the rooster crowed twice, Peter would say three times that he didn't even know Jesus! Peter couldn't believe Jesus thought that of him! Peter said again that he would always love Jesus, and the other disciples agreed. So, what do you

think happened? Give me a “thumbs up” if you think Jesus was right and the disciples would all run away. Give me a “thumbs down” if you think Jesus was wrong and the disciples would all stay with Jesus. Let’s find out!

Gethsemane

Paraphrase of Mark 14:32-41a:

After Jesus finished talking to the disciples, they went to a garden called the Garden of Gethsemane, so Jesus could talk to God, His Heavenly Father. What is it called when we talk to God? (Prayer) Jesus needed His Father’s help to get through what was going to happen to Him. He took Peter, James, and John with Him. Jesus told them to keep watch, pray, and ask God to help them. Then He went off to pray alone. Jesus came back to check on Peter, James, and John, and what do you think they were doing? Do you think they were keeping watch and praying like Jesus told them to? (No! They were sleeping!) Jesus woke them up and told them to pray. Then He went off again on His own to pray. Jesus came back a second time, and what do you think they were doing? Do you think they were keeping watch and praying like Jesus told them to? (No! They were sleeping!) Jesus woke them up and told them to pray, and then He went off again on His own. Jesus came back a third time and they were sleeping *again*. Then Jesus said this:

Read Mark 14:41b-42

Then, all of a sudden...

Judas betrays Jesus, and Jesus is arrested

Paraphrase of Mark 14:43-49:

...Judas appeared. Judas was the disciple who was not really Jesus’ friend. He was *not* alone. There were men with swords! They were sent by the religious leaders to arrest Jesus. Then the men with Judas grabbed Jesus and arrested Him. The disciples were right there. Do you think they stood up to those men and told them who Jesus really was? Did they fight? Let’s see what the Bible says they did:

Read Mark 14:50

Recap: Oh, no! They all got scared and ran off, leaving Jesus alone with the bad guys. Hmmm, did Jesus tell them that would happen? (Yes, He did!)

Due to content, we will be skipping Mark 14:51-52

Peter denies Jesus, as foretold by Jesus

Paraphrase of Mark 14:53-54; 14:66-67 (we will be skipping verses 55-65):

Then the men took Jesus. They brought Jesus to the religious leaders.

But where was Peter? Peter had run away because he was scared, but now he came back. Peter was standing outside wondering what to do. One of the servant girls saw him and said, “Hey! You were with Jesus!”

Read Mark 14:68-72

Recap: Just like Jesus told him earlier, Peter said he didn’t know Jesus three times. When the rooster crowed and Peter realized what he had done, he was very sad, and he cried.

Pilate sentences Jesus to die on the cross

Paraphrase of Mark 15:1-24:

The religious leaders then took Jesus to the Roman governor. He told his soldiers to crucify Jesus. Crucify means to take someone and nail them to a cross. The soldiers took Jesus and nailed Him on a cross, and He died. This is when Jesus died for us.

Conclusion

Everything happened exactly as Jesus said it would. Even though the disciples believed in Jesus, when things got hard and scary, they ran away and left Jesus all alone. Peter lied three times and said he didn't even know Jesus! This is a very sad part of what happened, but it's not the end! After Jesus died on the cross, He was placed in a tomb (which is a cave with a *huge* rock covering up the opening), and do you know what happened? Come back next week to find out more about Jesus rising from the dead and coming back alive!

Do Right and Feel Right

Many of us believe in Jesus just like the disciples did. Sometimes though we are like Peter. We are afraid to tell people we know Jesus and we trust in Him as our Savior and Lord. We need to be courageous and tell others about Jesus!

Review Questions: What did we discover today?

1. In the beginning of our lesson, was Jesus eating or playing games with His disciples? (Eating)
2. Did Jesus say Peter would lie three times or ten times before the rooster crowed? (Jesus said Peter would lie three times before the rooster crowed)
3. When Jesus was arrested, did the disciples stay with Jesus or run away? (They ran away and left Jesus alone)
4. How did Peter feel after he lied about knowing Jesus? (He was very sad, and he cried)
5. Did Jesus die on the cross for our sin? (Yes)
6. Will you tell others about Jesus?
7. How can you tell others about Jesus? (Share the Wordless Book)

Discover Time

Transition to Discover Time: Jesus died for our sin. Should we be quiet and not tell people, or should we be courageous and tell others? We should be courageous and tell others! Every ten steps let's shout, "Jesus!"

Do Right: I will tell others Jesus died for our sin.

Goal: To encourage children to tell others about Jesus.

Location A: Water Station

Supplies:

- Wordless Book
- Red squares of construction paper (or manilla paper) (2 inches x 2 inches, or smaller depending on the average size of your class)
- Large cross outlined on roll paper (6 feet in length; note: preschoolers do not always understand where to put the squares of paper, so you may want to lightly shade the inside of the cross or add small dots as a visual of where the squares should go)
- Glue sticks (one per child)

Instructions for the DT Leader:

1. Children will work as a class to fill the large cross with red squares.
2. As children work on this project, ask them why we are covering the cross with red squares.
3. Show them the red page of the Wordless Book and coach them to boldly say, "Jesus died for our sin!"
4. Also remind them to tell others that Jesus died for their sin.
5. Save this project to use in the classroom next week.

Location B: Art Station

Same activity as Location A

Classroom Review Time

Lead Teachers ~ Connecting the DT to the Lesson: During the lesson, we learned about Jesus and His disciples. The disciples were afraid to tell others about Jesus. During Discover Time, I heard all of you telling your leaders about Jesus. You were not afraid, you were very courageous as you talked about Jesus. Do you think this week at home you could tell your friends and family about Jesus?

Reviewing the Know Right:**Supplies:**

- "I Love Jesus" stickers (two or more per child) (see appendix)

Instructions:

1. Say: I want to see how much you remember about Jesus. If you answer correctly, I'm going to give you a sticker. What does this sticker say? (I love Jesus!) Will you wear this sticker proudly?
2. Ask the Lesson Review Questions from above several times so children can remember the answers.
3. If necessary, turn the questions into "fill in the blanks" to make the questions easy.
4. Have children wear several stickers home today.

Think Right Activity while waiting for parents:**"Repeat After Me" Activity****Instructions:**

1. Have children lay on the floor and pretend they are sleeping. You say John 14:6 quietly, and then have children whisper the verse in their sleep.
2. Have children pretend they just woke up. You say the verse, and then have children repeat it while they are stretching.
3. Have children pretend they are eating breakfast. You say the verse, and then have children repeat it while they pretend to eat breakfast.
4. Repeat the activity for different parts of the day (going to the grocery store, running at the park, brushing the dog, reading the Bible, etc.) until you return back to bed at night.

Lesson 7

John 20:1-9, 20:19-20, 21:1-14

Know Right:	Jesus appears to the disciples and others.
Think Right:	“Jesus answered, ‘I am the way and the truth and the life. No one comes to the Father except through me.’” John 14:6 (Top 12)
Do Right:	I will know Jesus is alive.
Feel Right:	I can feel thankful knowing Jesus is alive.

GET READY!

Isn't it encouraging to know that our Savior physically rose again? This week we will be helping the children in our class know that Jesus is alive. As you prepare, we recommend creating a list of facts that can help you use Scripture to reinforce the truth that Jesus is alive.

Pray: Pray that the children in your class will be excited to learn and celebrate that Jesus is alive. Specifically pray that they will seek and find truth not only today, but for the rest of their lives.

Read: John 20:1-9, 20:19-20, 21:1-14

Know Right: Jesus appears to the disciples and others

After Jesus died and rose again, Peter and the other disciples saw evidence, with their own eyes, that Jesus was really alive in human form. Jesus ate, had conversations, walked, and did miracles. There is no doubt that He had defeated sin and death and because of this we can know that Jesus is alive.

GET SET!

Lead Teacher's Notes:

- This lesson was designed to focus on the time period following the resurrection of Jesus, while Jesus walked on the earth prior to going back to heaven. It is essential for our children to understand that Jesus gave evidence that He literally rose from the dead. As children move to elementary classes, they will discover historical evidence to support that the Bible is true. Today we will discover the evidence Jesus gave His disciples to prove that He was physically alive in a human body after His death and resurrection.
- Remember that your lesson is a tool, not a storybook. Know your lesson well enough so you can maintain eye contact with the children. Speak slowly, and don't rush your teaching.
- Before you teach others, ask yourself, “What did I learn this week from this Bible lesson?”

Creative Ideas for the Bible Lesson:

1. Create a large comic strip, in advance, with the main events of the lesson pre-sketched out. As you teach about specific parts of the lesson, add color to the sketch.
2. Create a storyboard. Use two pieces of poster board. The top board will have doors that can be opened into main points/pictures of the lesson at the appropriate time and the board behind it will have pictures in place from the lesson.
3. Have children or leaders hold/use props and roleplay the main events of the lesson.

GO!

Pre-Service Review Game

Worship Leaders will lead children in a review game. Game details are in the Resources Booklet.

Large Group Opening Time

Offering: We are going to worship God right now by giving our money. When we give our money to God, the church will use it to tell others about Jesus. *Or insert a specific way your church will use the offering.*

Think Right verse: John 14:6

We've been learning John 14:6. When I pause, I want you to shout out the next word. *When you pause, do the action for the missing word as children shout it out.*

"Jesus answered, 'I am the _____ and the _____ and the _____. No one comes to the _____ except through _____.'" John 14: ____

Great job! Let's do it again! *Repeat several times.*

"Jesus answered (point to the palm of each hand), **'I am the way** (open hands start near ears and move downward out in front of you to make a path) **and the truth** (both arms out like a "T") **and the life** (two thumbs up). **No one** (shake finger) **comes to the Father** (point up) **except through me** (other pointer finger up).'" **John 14:6**

Transition: Because Jesus is the "way," we should fix our eyes on Him.

Song 1: "Fixin' My Eyes on You"

Puppet Skit: Jesus is alive!

Prop: small package of fish crackers

T: Good mornin', friends! *(Tracker is jumping up and down)* I'm so happy today!

WL: Tracker, why are you so happy, and why are you hopping up and down so much?

T: Last week we learned that Jesus is alive! *(keeps hopping up and down)* This makes me so happy, I can't help but jump up and down a million times. Hey _____, can ya help me count?

WL: Ok kids, let's count how many times Tracker is hopping. *(have kids count to 10)* Ok, Tracker, that's a lot of hopping.

T: Yeah...I'm kinda tired. Can I sit down and have a snack?

WL: Sure, let me get you some of your favorite fish crackers. *(give Tracker the fish crackers)*

T: Thanks, _____. Let's just rest, eat a snack, and talk about Jesus.

WL: Hey, did you know after Jesus came out of the tomb, He ate, and He talked with friends. Just like what we are doing right now.

T: No way! Jesus had fishy crackers?

WL: No, but He did eat fish, and He walked around, and He talked with people. Jesus was really alive, and He loved people very much.

T: Totally in-cre-di-ble!!!!

WL: I'm so happy Jesus is alive. Do you know where Jesus lives right now?

T: Yep! I remember what ya tolded me last week. It's not Hawaii...or Alaska...or Burkina Faso...or Peru...or Thailand...it's HEAVEN! Jesus is livin' in heaven right now.

WL: You're right, Tracker!

T: An' that is really super cool cuz heaven is a happy place where there are gold roads, big mansions, and all our friends who love Jesus. I'm so excited I'm gonna go tell all my friends about it right now. Bye, kids!

WL: We'll learn more about Jesus today from the Bible. But before we do this, let's stand up and sing one more song.

Transition: Our Jesus is so wonderful! Let's praise Him.

Song 2: "Hosanna Rock"

Bible Lesson Introduction

Pray: *Have one child open your class in prayer. Coach children how to stand confidently and pray boldly when leading the class in prayer.*

Find It: Today we are going to learn from the book of John. Is John in the Old or New Testament? (NT) Let's practice saying the books of the NT up to the book of John. (Matthew, Mark, Luke, John) *Optional: Ask if any children want to say the books by themselves.*

Timeline: We have been learning so much about Jesus in the NT. Can you point to the cross and the picture with the empty tomb?

Introduction to the Bible Lesson:

We have been learning from the book of Mark about how Jesus was put on the cross, and He died for our sin. The Bible teaches us that they took the body of Jesus and buried it in a tomb, which is a cave with a *huge* rock covering up the opening. They did this on a Friday. If we start counting with Friday, the third day is Sunday. *Have children count to three.* Guess what happened. Early in the morning that Sunday, on the third day after Jesus died on the cross, three women – Mary Magdalene, Mary the mother of James, and Salome – went to the tomb of Jesus. They knew that a huge rock was placed there to cover the opening of the tomb. But when they got there, they saw that the stone had been rolled away. There was someone in the tomb, but it wasn't Jesus; it was an angel! The angel said that Jesus was no longer there. He was alive, and He had gone to see His disciples. What happened next? Let's see what God's Word, the Bible, has to say in the book of John.

Scripture Outline: John 20:1-9, 20:19-20, 21:1-14

Mary Magdalene goes to the tomb

Read John 20:1-2

Recap: Did Mary walk or run? (She ran!) Mary was worried and wanted the disciples to go and see the empty tomb right away.

The race to the tomb

Paraphrase of John 20:3-9:

Peter and John ran as fast as they could to the tomb! *Have children stand and run in place as fast as they can.* They went in and saw the clothing that Jesus had been buried in, but no Jesus! Why? Because Jesus didn't stay dead! Jesus' body wasn't there because Jesus rose from the dead! He came back to life! *Have children celebrate.* Peter and John saw the empty tomb, and they believed that Jesus rose from the dead. But where could Jesus be?

Jesus appears to Peter and the other disciples

Read John 20:19-20

Recap: Can you believe it? That very night, the disciples were all together in a house with the doors locked, and all of a sudden Jesus was there, standing right in front of them. He said, "Peace be with you!" Then He showed them the nail holes in His hands, so they would know that it really and truly was Him. What would you do if you saw Jesus alive after He had died? *Allow children to answer.* How would you feel? *Refer to the Feel Right poster.* Would you feel happy or sad?

Jesus eats fish

Paraphrase of John 21:1-14:

Jesus also appeared to His disciples as they were fishing. They had been fishing all night, and they didn't catch anything! Then, early in the morning, Jesus told them to throw out their nets and catch fish. When they threw out their nets, they caught a lot of fish!

Read John 21:9-12a

Recap: Then they had breakfast with Jesus. Jesus ate fish and bread. *See Luke 24:36-43.* Jesus was truly alive and happy to see His friends. *Optional: Hand out saltine crackers and fish crackers. Enjoy eating them together while briefly reviewing the lesson.*

Conclusion

Is Jesus still alive? (Yes) Jesus is in heaven right now (*show gold page*). Jesus loves you very much. When He died on that cross (*show the red page of the Wordless Book*), He took the punishment for our sin (*show the dark page*). Sin is anything we think, say, or do that is against God. The punishment for sin is not being allowed into heaven (*show gold page*) and not being a part of God's family. But, He wants to rescue us from the punishment of our sin. John 14:6 tells us that Jesus is the way, and the truth, and the life, and nobody comes to the Father except through Him. That's our Think Right verse. Let's stand up and say it.

Do Right and Feel Right

Those who have already prayed and asked Jesus to forgive their sin are members of His family. Let's celebrate today that we know Jesus is alive. How can we do this? We can sing songs about Jesus, draw pictures of Jesus, and every time you see a cross you can shout, "Celebrate Jesus – He is alive!"

Review Questions: What did we discover today?

1. Who died on the cross for our sin? (Jesus)
2. Did Jesus sin? (No)
3. Do we sin? (Yes)
4. Did Jesus stay dead after He was taken off the cross? (No)
5. What happened three days after He died? (He rose again!)
6. Did people see that the tomb was empty? (Yes)
7. Did Jesus talk with people after He rose from the dead? (Yes)
8. Did Jesus eat after He rose from the dead? (Yes)
9. Is Jesus still alive today? (Yes!)

Discover Time

Transition to Discover Time: Let's skip and shout "Jesus is alive!" on our way to Discover Time.

Do Right: I will know Jesus is alive.

Goal: To help children understand that Jesus is alive.

Location A: Sand Station

Supplies:

- Buckets (or tins)
- Shovels (or plastic spoons)
- Pictures of Galilee or Jerusalem (download free pictures at freebibleimages.org or <https://www.unfoldingword.org/sweet-publishing/>)

Setup instructions: The sand should be damp.

Instructions for the DT Leader:

1. Say: After Jesus rose from the dead, He talked and took walks with His disciples around the cities with buildings, roads, and rivers. Let's make the city that Jesus lived in. Can you make houses, roads, and rivers?
2. Leaders should work with the children as they create Galilee or surrounding cities where Jesus walked after He rose again.

Location B: Food Station

Supplies:

- Small plates and napkins or serviettes
- Cucumber slices
- Grapes
- Bread – *check for allergies*
- Olives

Instructions for the DT Leader:

1. Say: After Jesus rose from the dead, He talked and ate with His disciples. Let's have a picnic and eat some of the food that Jesus ate when He lived in the country of Israel. Israel is a real place, and even today people go visit where Jesus lived.
2. Give each child one food item at a time.
3. Talk about when Jesus walked on the earth; they didn't have fast food restaurants or pizza. But He did eat fresh food that some of us eat even today.

Classroom Review Time

Lead Teachers ~ Connecting the DT to the Lesson: Jesus is alive and real! We can know this because in the Bible we learn that He ate food, He walked, and He talked with friends. What did you do in your Discover Time today that reminds you that Jesus is alive?

Reviewing the Know Right:

Supplies:

- 25+ paper footprints (cut in advance so each card has two footprints) (see appendix)

Instructions:

1. Ask the review questions from the lesson. When a child answers a question, they will get a card with a set of footprints, which they will line up to create a path on the floor.
2. As the footprints grow into a path, remind them that Jesus walked, talked, and ate with His friends after He rose again.
3. Repeat questions several times so children can confidently know the answers and so your footprint path grows very long.

Think Right Activity while waiting for parents:

Supplies:

- Ball-pit balls in multiple colors (one per child)
- A bag with one ball of each color or pieces of paper in each color
- Music

Instructions:

1. Have children sit in a circle.
2. Give each child a ball.
3. While the music is playing, have children pass the ball.
4. When the music stops, pull a color from the bag.
5. Whoever has a matching color should stand up and recite John 14:6.
6. When children finish reciting John 14:6, have the other children say, "Great job!"
7. Repeat until all children have been picked up.

Lesson 8

Acts 1:1 - 2:4

Know Right:	Jesus returns to heaven and the Church Age begins.
Think Right:	“Jesus answered, ‘I am the way and the truth and the life. No one comes to the Father except through me.’” John 14:6 (Top 12)
Do Right:	I will be ready to obey Jesus.
Feel Right:	I can feel joyful when I am ready to obey Jesus.

GET READY!

Living a life of obedience to Jesus means that we need to be alert and prepared for when He gives us opportunities to obey. This week we will see how the disciples listened to Jesus’ teachings and promises and then took the initiative to be ready to obey Him when the time came for the Church Age to begin. As we prepare for this week, let’s pray that God will reveal opportunities for us to obey Him and that we will be ready for these opportunities.

Pray: Pray that your children will be excited and ready to obey Jesus. Also pray that the unsaved children in your class will recognize that we need to have a saving relationship with Jesus in order to truly obey Him. Pray that their eyes will be opened and that they will obediently and eagerly surrender to Jesus as their Lord and Savior.

Read: Acts 1:1 – 2:4

Know Right: Jesus returns to heaven and the Church Age begins

Jesus spent 40 days on earth after His resurrection, teaching the disciples and preparing them for what was to come. Before He ascended into heaven, Jesus gave them a final promise and a mission. He promised that the Holy Spirit would come and equip them, so they could become witnesses and share the Gospel around the world. But first, the disciples needed to prepare. After Jesus ascended to heaven, the disciples obeyed. They returned to Jerusalem and prepared to be witnesses. Their example shows us that we can be ready to obey Jesus.

GET SET!

Lead Teacher’s Notes:

- Please refer to the Children’s Ministry Resource Bible: pages 1134-1135 (History of the Early Church); pages 1596-1598 (Heaven); page 1371 (The Risen Lord Ascends to Heaven).
- Our goal is to teach children that our desire to be obedient to God flows out of our relationship with Him. We “Do Right” because we “Know Right.” The disciples were ready to obey *because* they had a relationship with Jesus.

Creative Ideas for the Bible Lesson:

1. Use a flannel board or paper cutouts to display the events in the lesson.

2. Set up your classroom as if you were part of the early church, gathered in someone's home, retelling these events. Set the tone by scattering pillows around the room, having children sit on the floor, etc.

GO!

Pre-Service Review Game

Worship Leaders will lead children in a review game. Game details are in the Resources Booklet.

Large Group Opening Time

Offering: We are going to worship God right now by giving our money. When we give our money to God, our church will use it to tell others about Jesus. *Or insert a specific way your church will use the offering.*

Think Right verse: John 14:6

Is Jesus the only way to heaven? Let's see what Jesus says in our Bible. *Read the verse from the Bible, then have children stand and say the verse with actions. Repeat several times while saying it in a loud voice, quiet voice, high voice, and while jumping up and down.*

"Jesus answered (point to the palm of each hand), **'I am the way** (open hands start near ears and move downward out in front of you to make a path) **and the truth** (both arms out like a "T") **and the life** (two thumbs up). **No one** (shake finger) **comes to the Father** (point up) **except through me** (other pointer finger up).'" **John 14:6**

Transition: I love that verse! Jesus IS the way and the truth and the life. Let's sing our verse.

Song 1: "The Life"

Puppet Skit: I can be ready

WL: Hi, Tracker! How are you doing this week?

T: I was doin' pretty good, but then I got so stressed out this mornin' before church!

WL: What do you mean, Tracker?

T: There was just so much to do an' so much to get ready. I just totally forgottt everything! We were rushin' around the house, and my mom was like, "Tracker, I asked you to be ready!" But I wasn't ready! It was terrible.

WL: Wow, that does sound pretty stressful! Did your mom help you think of some ways you can be ready next week for church?

T: Yeah, she did. We're gonna pick out my clothes the night before, and then I'm gonna put my shoes right by the door. I'm gonna put my Bible in the car the night before, too, so I don't forget it!

WL: That's great! I'm so glad you and your mom were able to come up with a plan to help you be ready! Tracker, did you know that it's very important to be ready to obey God?

T: Well, I know it's important to obey God, but I didn't know about bein' ready for it.

WL: Yeah, it's pretty cool! Just like being ready to go to church or to school or to the park, you can do things to help you be ready to obey God. Can you think of anything you could do today that would help you obey God later?

T: Hmm. I could think about the Bible verses I know. Or I could talk to God and pray. I could probably be more ready to obey God if I'm listening to Him...

WL: Exactly! You're right, Tracker! When we read the Bible and pray, we are practicing listening to God. And when we listen to God, we are ready to obey Him!

T: Well that's really cool, _____. I think I'm gonna go practice right now! Bye! *(goes below)*

WL: Bye, Tracker! *(to students)* Boys and girls, isn't it so cool that there are ways we can be ready to obey God? We're going to learn more about that today!

Transition: Let's sing a song to remind us to stay focused on Jesus, so we can be ready to obey!

Song 2: "Fixin' My Eyes on You"

Pray

Bible Lesson Introduction

Pray: *Have a child open your class in prayer. Remind children that when we pray we are talking to God. He always hears our prayers and loves when we come to Him in prayer. Have children bow their heads, close their eyes, and fold their hands so they can completely focus on God.*

Find It: This week, we are moving into the book of Acts! Is Acts in the Old or New Testament? (NT) Let's say the books of the New Testament up to the book of Acts. (Matthew, Mark, Luke John, Acts)

Timeline: Our lesson today took place right at the beginning of the Church Age! Where is the Church Age on the timeline? *Help children find it on the timeline.*

Introduction to the Bible Lesson:

Last week we learned about how Jesus showed the disciples that He really rose from the dead and is alive! The disciples saw Jesus, they ate food with Him, they saw His scars, and they saw Him do miracles!

Scripture Outline: Acts 1:1 – 2:4

Jesus teaches the disciples before He returns to heaven

Paraphrase of Acts 1:1-5:

After Jesus rose again, He spent 40 days teaching His disciples about the Kingdom of God! Jesus also gave His disciples an important command. Let's read about the important command.

Read Acts 1:4

Recap: Jesus told His disciples to stay in Jerusalem and wait for the gift to come. That gift would be the Holy Spirit!

Jesus gives the disciples a promise and a mission

Paraphrase of Acts 1:6-7:

The disciples hoped that Jesus would free them from the Romans. They wanted Jesus to become the leader, instead of Rome, but Jesus had a better plan. Let's look at verse 8 together.

Read Acts 1:8

Recap: Jesus gives the disciples a promise! He promises that they will receive power from the Holy Spirit. Jesus also gave them a mission, which is like a plan. He wants them to be witnesses for Jesus around the world!

What is a 'witness'? A witness for Jesus is someone who tells others about Jesus and how He can save them from their sin. Can we be witnesses for Jesus? (Yes!) When we share the Wordless Book with

someone, or invite someone to church, or tell someone about what we learned on Sunday, we are being a witness for Jesus. Isn't that exciting? Let's read what happens next.

Jesus returns to heaven and the angels give a promise

Read Acts 1:9 dramatically

Recap: Wow! Right after Jesus gave them a promise and a mission, He returned to heaven in a cloud right before their eyes! Isn't that amazing? Let's keep reading.

Read Acts 1:10-11

Recap: Wow, Jesus is still in heaven today, preparing a place for us! Let's read John 14:2-3 together. *Read John 14:2-3.* Jesus promised that He is preparing a place for us, and that someday He will come back so that we can be with Him. That sounds just like the promise that the angels gave!

Opportunity to share the Gospel through the Wordless Book and John 14:2-3, emphasizing Jesus' promises and that He is the only way.

The disciples pray and prepare

Paraphrase of Acts 1:12-26:

After the angels spoke to the disciples, the disciples obeyed Jesus and returned to Jerusalem. They gathered together and spent time praying. They were preparing to become witnesses for Jesus.

The Holy Spirit equips the disciples to obey

Paraphrase of Acts 2:1-4

Soon after, just like Jesus promised, the disciples received the Holy Spirit. This is when the Church Age began! *Refer to the timeline and point out the Church Age.*

And just like Jesus promised, the disciples became witnesses for Jesus around the world! The disciples were ready to be witnesses for Jesus because they had spent time with Jesus, they had spent time in prayer, they prepared, and they received the Holy Spirit. They began to tell people the Good News about Jesus, and many people became believers.

Conclusion

Did you know that you are part of the Church Age, just like the disciples? *Refer to the timeline and point out the Church Age.* Every person who asks Jesus to forgive their sins and be their Leader receives the Holy Spirit and can be a witness for Jesus!

Do Right and Feel Right

Just like the disciples were prepared to obey Jesus, we can be prepared, too. When we ask Jesus to be our Leader, He forgives us, makes us clean, and gives us the Holy Spirit as a gift! The Holy Spirit lives inside us and helps us live life God's way instead of our way.

We can follow the disciples' example and be prepared to obey Jesus by praying and talking to God, reading His Word (the Bible), listening to our parents and leaders, and by learning and sharing the Wordless Book!

When I am prepared to obey Jesus, I feel joyful. I know Jesus has a good plan for me, just like He did for the disciples. It feels good to obey Jesus.

Let's pray and ask God to help us be ready to obey Him! *Close in prayer.*

Review Questions: What did we discover today?

1. Did Jesus teach the disciples before He returned to heaven? (Yes)
2. Where did Jesus go? (Heaven)
3. What did the disciples do after Jesus returned to heaven? (Prayed and prepared to be witnesses)
4. Did the disciples obey Jesus? (Yes)
5. What was the gift the disciples received - the Holy Spirit or a coloring book? (The Holy Spirit)

Discover Time

Transition to Discover Time: Today in our Discover Time we are going to practice being **ready** to listen and obey! Were the disciples **ready** to listen to and obey Jesus? (Yes!)

On our way to our Discover Time, let's march and chant, "I am ready!"

Do Right: I will be ready to obey Jesus.

Goal: To introduce children to the concept of being ready to obey.

Location A: LEGO Station

Supplies:

- Green LEGO boards (or wooden blocks) (one per child)
- Bell (or use a whistle)

Advanced Planning: Create a list of challenges for children to obey (see #4 for some examples).

Instructions for the DT Leader:

1. Tell children that today they're going to practice listening to and obeying your instructions. You will have many fun challenges for them to build with LEGO bricks, but they need to be **ready** to listen and obey.
2. When children hear the bell, they need to show they are **ready** to listen and obey by freezing where they are and looking at you (the DT Leader).
3. Begin the activity, using the bell to pause before you give a new challenge. Remember to use the word '**ready**' frequently and remind children to listen and obey.
4. Example challenges:
 - Build a house out of red LEGO bricks. Pick up a red brick and hold it in the air to show me you're **ready**! Ok, ready, set, go!
 - Build a boat out of blue LEGO bricks. Pick up a blue brick and hold it in the air to show me you're **ready**! Ok, ready, set, go!

Location B: Box Station

Supplies:

- Multi-colored construction paper (or manila paper) (tape different colors of paper to one side of each box; only tape one color per box)
- Bell (or use a whistle)

Advanced Planning: Create a list of challenges for children to obey (see #4 for some examples).

Instructions for the DT Leader:

1. Tell children that today they're going to practice listening to and obeying your instructions. You will have many fun challenges for them, using the colorful boxes, but they need to be **ready** to listen and obey.
2. When children hear the bell, they need to show they are **ready** to listen and obey by freezing where they are and looking at you (the DT Leader).
3. Begin the activity, using the bell to pause before you give a new challenge. Remember to use the word '**ready**' frequently and remind children to listen and obey.

4. Example challenges:

- Find all the _____ (*insert color*) boxes and put them _____. Give me a thumbs up to show me you're **ready**! Ok, ready, set, go!
- Find a _____ (*insert color*) box and stack it on top of a _____ (*insert color*) box. Give me a thumbs up to show me you're **ready**! Ok, ready, set, go!

Classroom Review Time

Lead Teachers ~ Connecting the DT to the Lesson: That was a fun Discover Time! You did a great job of being **ready** to listen and obey! Today we learned that the disciples were **ready** to listen to and obey Jesus. Now we're going to review our lesson and see what else you remember!

Reviewing the Know Right:

Supplies:

- Large blocks

Instructions:

1. Ask the review questions from the lesson. When a child answers the question correctly, they will get a block. Children will work together to use their blocks to build a church.
2. As the church slowly gets bigger and bigger, remind children that the Church Age began when Jesus returned to heaven.
3. Repeat questions several times so children can confidently answer. If you run out of blocks, start building a church again.

Think Right Activity while waiting for parents:

Option 1

Instructions:

1. Play "Simon Says".
2. Optional "Simon Says" statements:
 - Simon says, "Lie down while you say John 14:6."
 - Simon says, "Pretend you are riding your bike while you say John 14:6."
 - Act like a chicken. (Oops...Simon didn't say, "Act like a chicken"!)
 - Simon says, "Act like you're sleeping while you say John 14:6."
 - Simon says, "Pretend you are a fish."
 - Point to your belly button. (Simon didn't say to do this!)
 - Simon says, "Talk like a baby while you say John 14:6."
 - Simon says, "Walk and talk like a robot as you say John 14:6."

Option 2

Supplies:

- Beanbags
- Bucket

Instructions:

1. Have children sit in a circle.
2. While you recite John 14:6 as a group, pass several beanbags.
3. When the group finishes reciting the full verse, have children holding the beanbags stand up and recite the verse.
4. After children recite the verse, challenge them to toss the beanbags into the bucket.
5. Repeat as time permits.

Optional: If your children already know the verse well, add variety by sometimes asking them to recite the previous verse they learned.

Lesson 9

Acts 4:32 – 5:11

Know Right:	Ananias and Sapphira are dishonest.
Think Right:	“Jesus answered, ‘I am the way and the truth and the life. No one comes to the Father except through me.’” John 14:6 (Top 12)
Do Right:	I will tell the truth.
Feel Right:	I can feel good when I tell the truth.

GET READY!

Just like Ananias and Sapphira, we may feel tempted to be dishonest in order to make ourselves look good in front of others. God knows our hearts and sees our true motivations and desires. In this week's lesson, God gives the early Church (and us) a clear warning to live an honest life that honors God.

Pray: Ask God to give the children a desire to know and tell the truth now and throughout their lives.

Read: Acts 4:32 – 5:11

Know Right: Ananias and Sapphira are dishonest

After Jesus' resurrection and ascension, the Christian church began. Jesus' followers lived devoted lives, boldly sharing the Gospel and selflessly sharing in fellowship. Their unity is an amazing testimony of a life centered on Christ. An exception was Ananias and Sapphira, a husband and wife among the early Christians, who tested the Holy Spirit with their conspiracy to fraudulently contribute from their wealth. Their punishment was swift and severe. They serve as a shocking example to help us remember to tell the truth.

GET SET!

Lead Teacher's Notes:

- Definition of the local church: a group of Christians who come together to worship God, serve, and care for each other.
- With preschoolers, you need to keep their attention. Be sure to use visuals, etc. Preschoolers need to know that each week's lesson comes from the Bible. However, they often benefit more from paraphrasing it for their level, rather than reading it word for word from the Bible. This curriculum will highlight key verses that can be read directly from the Bible.
- Please refer to the Children's Ministry Resource Bible: page 1134 (History of the Early Church), page 1381 (Lesson: Ananias and Sapphira Lie to God), page 1431 (The Work of the Holy Spirit).
- This topic is applicable for preschoolers! Even though they do not usually earn and give money, the topic of telling the truth is very relevant.
- This lesson shows that the consequences of our intentional sins can be devastating. With our

preschoolers, we will *not* be focusing on the consequences that Ananias and Sapphira faced due to their intentional lies. We will focus on the honesty issue – being honest with God and with one another. Any questions or concerns should be directed to your children’s ministry leader.

Creative Ideas for the Bible Lesson:

1. Have two leaders (one male and one female) play the parts of Ananias and Sapphira. They should act it out silently as you talk.
2. Use two fake \$100 bills (or use two notes of any value of your local currency) as props for the lesson.

GO!

Pre-Service Review Game

Worship Leaders will lead children in a review game. Game details are in the Resources Booklet.

Large Group Opening Time

Offering: We are going to worship God right now by giving our money. When we give our money to God, the church will use it to tell others about Jesus. *Or insert a specific way your church will use the offering.*

Think Right verse: John 14:6

Have children respond to each question.

I’m wearing green socks today! Is this true or not true?

I have purple hair! Is this true or not true?

I can jump! Is this true or not true?

I love Jesus. Is this true or not true?

Is the Bible true or not true? (The Bible is all true!)

Because our Bible is true, we can grow to be more like Jesus when we read it. Let’s stand up and say John 14:6.

“Jesus answered (point to the palm of each hand), **‘I am the way** (open hands start near ears and move downward out in front of you to make a path) **and the truth** (both arms out like a “T”) **and the life** (two thumbs up). **No one** (shake finger) **comes to the Father** (point up) **except through me** (other pointer finger up).” **John 14:6**

Transition: Jesus always tells us the truth. This is why we need to keep our eyes focused on Him.

Song 1: “Fixin’ My Eyes on You”

Puppet Skit: Tracker tells the truth

T: Hey, _____! How are ya doin' today?

WL: I'm doing well. How about you, Tracker?

T: I'm great! I had a really amazin' day yesterday.

WL: You did? Why was it amazing?

T: Well, I spent the whole afternoon readin' my Bible and prayin'. Yep. That's what I did for the whole afternoon.

WL: Really? Hmmm, I'm impressed.

T: Yeah, well, I know, I know...

WL: So really? Your whole afternoon, huh?

T: *(defensively)* What? Don'tcha believe me?

WL: Whoa, settle down, Tracker! I didn't say I didn't believe you. It's just very hard to spend a whole afternoon reading your Bible and praying...

T: *(defensively again)* Well, I did... *(dramatically slumps his head on the stage)*

WL: Ok, what's really going on here?

T: Aww, _____. I just wanted ya to think I was really, really good! But I can't do it! It isn't the truth! I didn't really read my Bible and pray all afternoon! I only prayed for about two minutes, an'

I just said my John 14:6 verse! I can't even read yet. I'm really sorry, _____!

WL: Ok, ok. We understand, and we forgive you. Thank you for telling the truth. It is really important to be honest.

T: I know, it's just that I wanted you guys to think I was a good Christian camel! Now you probably think I'm awful!

WL: No, Tracker, we understand. But you do know, Tracker, that when you try to look better than you are, you are really lying to God, right?

T: Oh, no! I never thought about that!

WL: So, what do you think you should do now?

T: I think I need to go pray an' talk to God. I need to tell God I'm really sorry and ask Him to forgive me.

WL: Good idea. And you can ask God to help you to tell the truth.

T: I will! Thanks for everything, _____! Now I gots to go talk to God. Bye, friends!

WL: Bye, Tracker! *(to children)* You know, God wants us to always tell the truth, with other people, and especially with Him!

Transition: Instead of lying, we need to tell the truth and trust God. Let's praise Jesus and sing about Him.

Song 2: "The Life"

Pray

Bible Lesson Introduction

Pray: Each week encourage a child to pray. Remind children that we fold our hands, bow our heads, and close our eyes out of respect to God as we pray.

Find It: Ask the class if the book of Acts is in the Old Testament or New Testament. Have children repeat after you while saying the books of the New Testament up to Acts. Repeat and this time have children repeat the books of the New Testament while pointing to their fingers. Throughout the lesson today, have children recite the first five books of the New Testament.

Timeline: Today we are going to learn from the New Testament. Can you point to the New Testament on our timeline?

Introduction to the Bible Lesson:

A few weeks ago, we celebrated Easter, the day that Jesus rose from the dead after He died on the cross to pay for our sins.

Sin...what does that mean? (Anything we think, say, or do that is against God) We all have sinned against God – doing things that are wrong and that make Him sad. God loves you even though you sin; that's why He sent His Son, Jesus, to take the punishment for your sin by dying on the cross. Three days after Jesus was buried, He came alive again as the winner over sin so we can go to heaven. After Jesus rose from the dead, He stayed on this earth for forty days before He went to heaven to be with His Father. More and more people believed in Jesus and became part of what we call the Christian church. The church is a group of people who love, worship, and serve God together. Let's find out what was happening in the church.

Scripture Outline: Acts 4:32 – 5:11

The church family

Paraphrase of Acts 4:32-37:

After Jesus went up to heaven, Peter and the other church leaders got right to work. They told people about Jesus and how they can be saved forever from their sin by trusting in Jesus! But since the church leaders were busy telling people about Jesus, they weren't able to work at their old jobs making money. More and more people believed in Jesus and pretty soon there were *many* believers! These believers loved Jesus and each other so much that they shared everything.

Read Acts 4:32

Recap: If those who were going out to tell others about Jesus needed money, a believer might sell a piece of land or even their house to make sure they had what they needed while they were telling people about Jesus. Isn't that awesome? One of the early Christians, Barnabas, sold a field and gave all the money to these hard workers. Barnabas loved God, and he did a lot to help the early church. Other people did the same thing. The people were very generous. Generous means sharing what you have and being very glad to share. Things were going really well, but then there was trouble!

Ananias and Sapphira plan to lie

Read Acts 5:1-2

Recap: These two married people, Ananias and Sapphira, heard about what Barnabas had done. They knew that all the people were talking about how generous Barnabas was. They wanted people to think they were really generous, too! So, they made a plan. They also sold some land and made lots of money. *Show them the two \$100 bills.* They decided to give some of the money they made to the church (*put one of the bills to one side*), and to keep some of the money (*put the other one under something as if you are keeping it secret*). The money was theirs to do what they wanted with it. They didn't have to give any of it to the church, but they really wanted everyone to think they were generous. So, they decided to tell everyone that the part of the money they gave to the church was *all* the money they made! Do you know what that is called? It's called **lying**. Is lying a sin? (Yes!)

Do children ever lie? Maybe your mom tells you to clean your bedroom and instead of actually cleaning it, you push all your toys under your bed and tell her it's all clean. Or maybe your dad tells you to take a nap, and instead of sleeping you play with your toys when the door is closed but you tell him you did sleep. This is called lying. Lying is not telling the truth.

Ananias lies

Paraphrase of Acts 5:3-6:

But God helped Peter to know the truth. Peter knew that Ananias was lying. He said to Ananias, "Why did you lie? Didn't the land belong to you before it was sold? And after it was sold, wasn't the money yours to do with what you wanted? You have not only lied to the people, you have lied to God!"

Can we ever get away with lying to God? (No) Is it ever ok to try to lie to God? (No) I might tell my mom that I didn't eat a cookie, when I really did. Is that lying? (Yes) What should we do instead? Tell her the truth that I ate the cookie. What should we do if we lie like that? We need to tell our parents and God about it (confess) and then ask Him to forgive us. Then we need to ask Him to help us to not do it again. God knows we will sin, but He wants us to be honest with Him – that's the only way we should be with God. We can tell God anything. God loves us so much, and He wants us to be honest with Him no matter what!

Sapphira lies

Paraphrase of Acts 5:7-11:

Peter gave the wife, Sapphira, a chance to tell the truth, but Sapphira said, "Yes, that is the price." Sapphira also lied to God! Oh, no! We don't ever want to lie to God! We want to always tell Him the truth about everything!

Conclusion

Not only did Ananias and Sapphira lie to the church leaders and the people in the church, they also lied to God! This couple cared more about what people thought than about pleasing God. Do you think this is right? (No) After all of this happened with Ananias and Sapphira, God kept helping the people who trusted in Him. The church leaders did many miracles, and they told people about Jesus. More and more people believed in Jesus to save them from their sin, and the church continued to grow.

Do Right and Feel Right

We need Jesus to help us always tell the truth. When you trust in Jesus to save you from your sin, He will! After that, He will also help you to grow in Him and to tell the truth in everything you do. Have you trusted in Jesus to save you from your sin? *Use this opportunity to take aside children who haven't trusted in Jesus and go over the Wordless Book with them.* This week let's really ask God to help us tell the truth.

Review Questions: What did we discover today?

1. Today we learned how the people in the church loved each other. What did they often give to the church? (Money)
2. When Ananias and Sapphira sold their land, what did they do with the money? (They kept part for themselves, and they gave part to the church)
3. What did Ananias and Sapphira want people to think? (They had given all the money to the church)
4. Was it a sin for Ananias and Sapphira to lie about their money so they would look better? (Yes)
5. Should Ananias and Sapphira have told the truth? (Yes)
6. Give an example of telling the truth.

Discover Time

Transition to Discover Time: Today in our Discover Time we are going to find out who is good at telling the truth. Are you ready?

Do Right: I will tell the truth.

Goal: To challenge and reward those who tell the truth.

Location A: Art Station

Supplies:

- Cardstock (or use luminous papers cut into card sizes in multiple colors) activity sheet with “I will tell the truth” in solid/bold words in the center of the paper; the remaining area will be white (one per child) (see appendix)
- Washable dot stampers in multiple colors (or use marker pens or ink and ink pads)
- Smocks/aprons
- Wet wipes (to clean hands)

Instructions for the DT Leader:

1. Have children put on a smock before they sit down at the Art Station.
2. Hold up a poster and read it as you point to the words.
3. Say: This means that we won’t do or say something that isn’t true. Do you tell the truth?
4. Have children repeat, “I will tell the truth”, several times as you point to the words. Children should be confident reading the poster so they can surprise their parents and read it to them when they get home.
5. Children will make their poster extra special by decorating it with fun dot stamps.
6. Occasionally stop children and ask questions such as “Who has a red dot stamp?” Have children raise their hand if they have a red dot stamp. “Is _____ (*name of child who raised their hand*) telling the truth?”
7. Repeat questions occasionally throughout the DT with various colors, highlighting children who are telling the truth.

Location B: Play-Doh Station

Supplies:

- Cardstock activity sheet with “I will tell the truth”; “truth” will be in bubble letters (see appendix)

Instructions for the DT Leader:

1. Ask children if they tell the truth. Hold up a poster and read it as you point to the words.
2. Say: This means that we won’t say something that isn’t true. Can you say, “I will tell the truth”?
3. Have children repeat the phrase several times.
4. Challenge children to fill in the bubble letters with different colored Play-Doh.
5. Occasionally stop children and ask questions such as “Who has yellow Play-Doh?” Have children raise their hand if they have yellow Play-Doh. “Is _____ (*name of child who raised their hand*) telling the truth?”
6. Repeat questions occasionally throughout the DT with various colors, highlighting children who are telling the truth.

Classroom Review Time

Lead Teachers ~ Connecting the DT to the Lesson: During your Discover Time, what did your papers say? (I will tell the truth) Do preschool children tell the truth? Did you tell the truth during Discover Time? How often should we tell the truth – sometimes or all the time? (All the time!)

Reviewing the Know Right:

Supplies:

- Real pennies
- Jar

Say: Today we are going to play a game called Truth or Lie. I want to see how well you listened to our lesson today. If what I read is the truth, I want you to give a thumbs up (or stand up). If it is a lie, give a thumbs down (or sit down). For every correct answer, I will add money to the jar, and we can give all the money to our church.

1. The people in the church loved each other. (Truth)
2. The people in the church took care of each other. (Truth)
3. Ananias and Sapphira owned a grocery store. (Lie)
4. Ananias and Sapphira owned land and then sold it. (Truth)
5. Ananias and Sapphira told the church they gave all the money to God. (Truth)
6. Ananias and Sapphira really gave all the money to the church. (Lie)
7. Telling the truth is good. (Truth)
8. Sometimes it is ok to lie. (Lie)
9. The Bible is truth. (Truth)

Teacher's Note: Feel free to add additional questions, highlighting the difference between a truth and a lie.

Think Right Activity while waiting for parents:

Supplies:

- Wooden blocks or boxes

Instructions:

1. Children will work together to build a tower.
2. Children will recite John 14:6.
3. A leader will give out a block to one to three children who were saying the verse with confidence. They will add the blocks to the tower.
4. Repeat. If the tower falls over, start again.
5. Continue until the last child is picked up.
6. Children should be confident in the verse when the game is over.

Lesson 10

Acts 6 – 7

Know Right:	Stephen stands firm for Jesus.
Think Right:	“Believe in the Lord Jesus and you will be saved - you and your household.” Acts 16:31 (Top 12)
Do Right:	I will stand firm for Jesus.
Feel Right:	I can feel powerful when I stand firm for Jesus.

GET READY!

This week we are learning about Stephen, the first martyr of the early church. He was a man who faithfully believed in Jesus and stood firm for Him. As we study this lesson, let's pray that we will confidently stand firm for Jesus in our lives.

Pray: As children grow, the world will tell them that many things are true that actually are not. Pray that they will have the wisdom to discern right from wrong, and they will stand firm for Jesus no matter the cost.

Read: Acts 6 – 7

Know Right: Stephen stands firm for Jesus

The truth of the Gospel continued to be sown and the early church rapidly grew. This growth required the twelve disciples to seek assistance to meet the daily needs of Jesus' followers. The twelve chose seven faithful men to be their helpers, one of whom was named Stephen. Stephen performed miraculous signs as a testimony of God's presence, and this drew strong opposition from Jesus' enemies. When false charges were brought against Stephen, he fearlessly recounted the history of Israel and confronted his accusers with the murder of their Savior. In response, he was stoned and became the first Christian martyr. In his death, Stephen disclosed to us the potential cost when we stand firm for Jesus.

GET SET!

Lead Teacher's Notes:

- Please refer to the Children's Ministry Resource Bible: page 1414 (Introduction to the History of the Church: Acts), page 1645 (Definition of blasphemy: strong words or actions used to show disrespect for God).

Creative Ideas for the Bible Lesson:

1. Have a set of big colorful arrows to stick by the timeline when you review it during the lesson.
2. Make a “Stephen” doll and have him sit on a chair in the center of your class. As he talks about the timeline, run yarn from the timeline picture to Stephen's hand (cut in advance to the appropriate lengths). This should create a fun web connecting the timeline to Stephen.

GO!

Pre-Service Review Game

Worship Leaders will lead children in a review game. Game details are in the Resources Booklet.

Large Group Opening Time

Offering: We are going to worship God right now by giving our money. When we give our money to God, the church will use it to tell others about Jesus. *Or insert a specific way your church will use the offering.*

Think Right verse: Acts 16:31

We have a new verse this week! It is found in the book of Acts, chapter 16, verse 31. *Read the verse from the Bible.* Isn't it great that we can be saved from our sin when we believe Jesus is the Savior? Let's practice the verse with the actions a couple times.

"Believe (point to head) **in the Lord Jesus** (point to the palm of each hand) **and you** (point both hands out) **will be saved** (both arms go up) – **you and your household** (both arms above head to make a point)." **Acts 16:31**

Transition: Isn't it great that God loves us so much that He wants us to be part of His family?

Song 1: "Jesus Loves Me

Puppet Skit: Tracker's problem

T: Hi, _____! I got a problem, an' I thought maybe you could help me.

WL: I'd love to help you, Tracker. What's the problem?

T: Well, my friend in preschool told me Jesus isn't real. This made me super sad.

WL: (to the children) Is Jesus real, boys and girls? Yes, Jesus is real!

T: That's what I thought, _____!

WL: Well, it's important for you to know that Jesus is real, and it is important to tell your friends that Jesus is true.

T: Yeah, well that's my problem. My friend Bobby says He isn't. What should I do?

WL: You can tell him some of the lessons we learned from the Bible, like when Jesus healed people and how He loves everyone! You can also pray for Bobby.

T: Thanks! I think I will pray startin' tonight when I go to bed. My mom and dad always pray with me before I go to sleep.

WL: Sounds good. Remember, you should always stand firm and tell others the truth about Jesus, even if they don't believe in Him.

T: Ok, _____. I can't wait to see what happens with my buddy, Bobby. See ya!

WL: Bye, Tracker. See you next week!

Transition: We should always stand firm and tell others about Jesus, whether they believe in Jesus or not. Our God is big, and we should tell everyone the truth!

Song 2: "Bigger than Big"

Pray

Bible Lesson Introduction

Pray: *Before you begin your class, ask a child to open in prayer. Coach the child in a simple prayer such as, "Dear Heavenly Father, help us to learn and obey what you want to teach us today. We love You. In Jesus' name, Amen." Encourage the other children to bow their heads, close their eyes, and fold their hands during the prayer out of respect towards God.*

Find It: Let's say ALL the books of the New Testament. I will say one at a time and you can repeat what I say. *Point to the words on the chart as children repeat after you. Have children clap and cheer as you finish the NT books.*

Timeline: Today our lesson is found in the NT. *Point to the lesson about Stephen on the timeline.*

Introduction to the Bible Lesson:

Last week we learned about the church. It was a group of people who loved Jesus. They also loved each other very much. Do you remember two people that didn't tell the truth to the people in the church? Were their names Ananias and Sapphira or Alex and Sarah? (Ananias and Sapphira) Did you tell the truth this week?

The people in the church continued to love Jesus more every day. They boldly told their friends and the people of the city how Jesus could save them from their sin. The same people who had Jesus killed did not like this one bit! They wanted them to stop, but many wouldn't, even if it meant they could be hurt!

Scripture Outline: Acts 6 – 7

Stephen is chosen

Paraphrase of Acts 6:1-7:

The disciples told people about Jesus. More and more people believed in Jesus. More and more people joined the church. Some of these people were widows, who were women whose husbands had died. These widows needed food. The church helped them by giving them food. Seven men who trusted Jesus were put in charge of the food. Stephen, one of the men, was a man who trusted God completely.

Stephen is arrested

Read Acts 6:8

Recap: Stephen had God's power and could do amazing things.

Paraphrase of Acts 6:9-14:

Stephen was also very wise. Some of the Jewish people began to argue with Stephen, but they couldn't ever win because Stephen spoke with God's wisdom. These men secretly made a plan. They got some other men to lie about Stephen and say that Stephen was saying bad things about God. So, Stephen was arrested and brought before the leaders who didn't like Jesus.

Stephen is questioned

Paraphrase of Acts 6:15 – 7:1:

Stephen went before the Jewish leaders. He stood firm and told the truth about who Jesus was.

Stephen speaks truth about God's plan

Paraphrase of Acts 7:2-19:

To do this, Stephen talked about all the family members that came before Jesus. Stephen reminded the Jewish leaders about the special plan God had since before He created the world. God's special plan was to save us all from our sin, starting with the Israelites. The Israelites were God's special people. There was a man named **Abraham** (*point to the timeline*) who loved God. That's right where Stephen started – with Abraham. Abraham had many sons who had more children. Eventually there were so many children, they needed to move to Egypt with **Joseph** (*point to timeline*) so they could have enough food. More children were born and there were a whole lot of Israelites! This made the guy in charge (Pharaoh) not happy. Pharaoh was so unhappy, he enslaved them. That meant they had to work very hard for him and didn't get paid.

God sends Moses to rescue the Israelites from slavery

Read Acts 7:20-22

Recap: A mom hid her baby boy in a basket in the river. Pharaoh's own daughter came and found the baby in the basket, and she saved him. She named him **Moses** (*point to timeline*) and raised him like her own son!

Paraphrase of Acts 7:23-45a:

When Moses grew up, God used him to free the Israelites from their slavery. The Israelites followed Moses and **Joshua** until they came to the Promised Land.

David to Jesus

Paraphrase of Acts 7:45b-53:

Remember **David**? (David and Goliath; King David) David became king, and God promised David that He would send the Savior of the world through HIS family! Many years later, a young Jewish girl named Mary was visited by an angel and told that she would have a special baby. Do you know who that baby was? (Jesus!) Jesus, God's own Son, had come to earth. But just like the Israelites had rejected God in Moses' time, they rejected the Savior of the world! The religious leaders sent Jesus, the Son of God, to the cross.

Stephen is killed

Paraphrase of Acts 7:54-60:

Stephen stood firm and told the Jewish religious leaders the truth! They didn't like this at all. They would not believe Jesus was the promised Savior, and they didn't want to hear that they were wrong. They got so angry they killed Stephen! But listen to what Stephen prayed:

Read Acts 7:59b-60a

Recap: Wow, while the mean people were hurting him, Stephen asked God to forgive them!

Conclusion

Stephen didn't care about what those leaders thought. He cared more about telling the truth about God. He stood firm and told the religious leaders about God's special plan and the truth about Jesus. These were the same religious leaders that killed Jesus, the Savior that God sent. Jesus was the one who

came to save them from their sin, but they wouldn't believe Him, so they killed Him. But Jesus didn't stay dead, did He? He rose again on the third day. Stephen wanted them to understand what they had done so they would believe in Jesus and be saved. But instead, they became so angry they killed Stephen. Do you know where Stephen is right now? Stephen is in heaven! Stephen will be in heaven with God forever! And if you trust Jesus to save you from your sin, you will go there someday, too.

Do Right and Feel Right

Jesus wants us to trust in Him to save us from our sin and be the leader of our lives. Jesus also wants us to stand firm and tell the truth about Him to others, just like Stephen. We shouldn't be afraid. We can feel powerful when we tell other people about the true things in the Bible.

Review Questions: What did we discover today?

1. Did Stephen love God? (Yes)
2. Did Stephen share the history of Jesus' family with the leaders who arrested him? (Yes)
3. Who did God send to save us? (Jesus)
4. What did the religious leaders do to Stephen when he told them the truth about Jesus? (They killed him)
5. What did Stephen pray before he died? (He asked God to forgive them)
6. Where did Stephen go when he died? (Heaven)
7. Have you trusted Jesus to save you from your sin?
8. Are you willing to stand firm and tell the truth about Jesus to your friends?

Discover Time

Transition to Discover Time: Let's hop to our Discover Time as we say our new verse, Acts 16:31.

Do Right: I will stand firm for Jesus.

Goal: To challenge children to stand firm for Jesus while telling everyone about Him.

Location A: Chalk Wall Station

Supplies:

- Small cars (one per child)
- Large roll paper on the floor with roads and locations drawn in advance to look like a map (make it big so all children can "drive" to different locations) or borrow road map carpets
- Mini Wordless Books (five or more per child) (see appendix)
- Optional: bell or whistle

Alternate idea: Instead of using large roll paper, use rope/thread/yarn to create roads.

Advanced planning: If using the roll paper map, have a parent or an artist from your church prepare this project in advance.

Instructions for the DT Leader:

1. Say: Where can we tell others about Jesus? (home, stores, parks, a hospital, school, grandma's house, the mall, restaurants, post office, library, church, etc.) Let's pretend we are driving our cars around town. I want you to stop at different locations to tell others about the truth of Jesus by

- dropping off a Wordless Book.
2. As children are driving, occasionally tell children to freeze (or ring a bell).
 3. When they freeze, ask children where they are at and if they can tell others about Jesus at that location.

Location B: Mission Station – *The Mission Lesson can be downloaded from the DLG website.*

Classroom Review Time

Lead Teachers ~ Connecting the DT to the Lesson: Where can you tell others about Jesus? *Have children list as many locations as possible both in their city/country and around the world. Stop and have a few children pray for these people.*
Optional: *Show a globe or world map to help children think globally.*

Reviewing the Know Right:

Say: Stephen often told others about Jesus. He was very bold and told others the truth no matter if he was having a good day or a bad day. He told people who didn't even want to know the truth. I'm going to ask you a question, and if you think it is the truth, I want you to jump up with your thumbs up. If it is not the truth (a lie), I want you to stay sitting down and give me a thumbs down.

Review Questions:

- Stephen loved God. (Truth)
- Abraham loved God. (Truth)
- Joseph loved God. (Truth)
- King David loved ice cream. (Lie)
- Stephen knew Jesus was the Savior. (Truth)
- Stephen was afraid of the religious leaders and ran away. (Lie)
- Stephen stood firm and told the truth about Jesus. (Truth)

Teacher's note: Add in additional questions as time permits.

Think Right Activity while waiting for parents:

Option 1

Supplies:

- Wordless Book Matching Game (see appendix)

Instructions:

1. Play the Wordless Book Matching Game at tables.
2. When a child matches the clean color and symbol, have all children say Acts 16:31.

Optional: Use the Giant Wordless Book Matching Game cards (see appendix) and play as a class on the floor.

Option 2

Supplies:

- Tracker Jr.

Instructions:

1. In small groups at tables, use the Tracker Jr. take-home paper to review the lesson.
2. Challenge children to "teach" their parents at home.

Lesson 11

Acts 8:4-5, 8:26-40

Know Right:	Philip tells the Ethiopian about Jesus.
Think Right:	“Believe in the Lord Jesus, and you will be saved - you and your household.” Acts 16:31 (Top 12)
Do Right:	I will serve God.
Feel Right:	I can feel joyful when I serve God.

GET READY!

This week, we are encouraging children to think about how they might serve God. Many of them might have the opportunity to disciple children someday - like you do! Be encouraged that it is a high and holy calling to use your gifts to share the Gospel with children and teach them what it means to follow Jesus.

Pray: God knows each child in your class and what their future will look like. Pray that these children will have a deep passion to know and serve God throughout their lives.

Read: Acts 8:4-5, 8:26-40

Know Right: Philip tells the Ethiopian about Jesus

Stephen's death was followed by a great persecution of those who followed Jesus. A result of this persecution was the scattering of the disciples into the north and south of Israel. The message of the Gospel was therefore spread, and the body of Christian believers expanded. God was at work, and His plan would not fail. Included in that plan was an encounter between Philip and an official of the queen of Ethiopia. The Ethiopian man was a seeker returning home from a trip to worship in Jerusalem. The divinely ordained meeting achieved its purpose when God used Philip to lead this seeker to salvation in Christ. This account shows us how important it is, no matter what the circumstances, to be ready to serve God.

GET SET!

Lead Teacher's Notes:

- Please refer to the Children's Ministry Resource Bible: page 664 (Children Learn About Angels).
- How do you keep your children engaged in the lesson? Use good eye contact, alter the tone of your voice, and use children's names at appropriate times.

Shepherd's Note: Always be ready to assist with behavior challenges so the teacher can remain focused on teaching the lesson.

Creative Ideas for the Bible Lesson:

1. This is a great lesson to use a flannel board (or a chalkboard or whiteboard)
2. Create a road through your room with roll paper. Have children sit along the road as you teach the lesson, highlighting the different events that took place in the Scripture passage. Use brown roll paper for the road, blue paper for water, a child's wagon for the chariot, costumes, and a scroll. Involve children in key roles.
3. Role-play or dramatize parts of the lesson.

GO!

Pre-Service Review Game

Worship Leaders will lead children in a review game. Game details are in the Resources Booklet.

Large Group Opening Time

Offering: We are going to worship God right now by giving our money. When we give our money to God, the church will use it to tell others about Jesus. *Or insert a specific way your church will use the offering.*

Think Right verse: Acts 16:31

Last week we learned a new verse. I'm going to read it from my Bible first and then let's say it together. Listen carefully and listen for the word "saved" as I read it from my Bible. When you hear the word "saved" clap one time.

"Believe (point to head) **in the Lord Jesus** (point to the palm of each hand) **and you** (point both hands out) **will be saved** (both arms go up) – **you and your household** (both arms above head to make a point)." **Acts 16:31**

Transition: Today we are going to learn about serving God. We can serve God in the morning, in the afternoon, and at night. Let's sing our song, "Today is the Day".

Song 1: "Today is the Day"

Puppet Skit: Tracker helps his dad

WL: Hi, Tracker! How are you doing today?

T: I'm doin' great, _____! How are you?

WL: I'm doing great, too. So, what's new with you?

T: I got to go to a soccer game with my dad last week. That was really super awesome!

WL: That sounds like fun, Tracker.

T: It was really fun. It was just Dad an' me. We even had a special picnic before the game.

WL: Wow! That's very fun!

T: Yep! Before we left, we got all our grillin' stuff together, an' our chairs, an' a tent to sit in, an' then Dad packed it all in the car. It took *forever*, but then we were off. We got to the soccer stadium an' Dad started talking to the people in the car next to us, and that's when the trouble started.

WL: Uh oh. What trouble?

T: Well, I thought I'd surprise Dad and take everything outta the car. We had our grill, the tent, an' a cooler with hotdogs an' soda in it – we had a whole lot of stuff. I tried to take out the cooler, but...

WL: What happened, Tracker?

T: The cooler fell, an' I fell, an' there were hotdogs an' ketchup, an' mustard, an' soda *everywhere*! And worst of all, the cooler landed on me!

WL: Oh no! Did you get hurt?

T: No, not really. My dad heard the loud noise and came an' helped me. It's weird though...

WL: What's weird, Tracker?

T: My dad didn't even yell at me. He just said it was nice that I wanted to help him, but that I needed to wait for him to help me. With my dad's help, I gotted the rest of the stuff outta the car, an' we even setted up the tent together! Then Dad told me that's how God works, too.

WL: What do you mean?

T: Dad said that God loves it when we wanna do stuff for Him. But we can't do it on our own; we need to ask God to help us serve Him!

WL: Your dad is right – God *does* love it when we want to help Him. That's how God does His work – with our help! But we do need Him to help us serve Him! So how can we get God's help?

T: Um, I don't know – ask Him, I guess?

WL: Exactly! We just need to ask Him to help us – just like you should have waited and asked your dad to help you!

T: Yeah, I know. Well, I better get goin'. We're cleanin' out the garage today – so I'm gonna start gettin' everything out...

WL: With your dad's help – right?

T: Oh yeah – with Dad's help! See ya later!

WL: Bye, Tracker!

Transition: I love serving because Jesus loves me so much. Let's sing a song that reminds us how much Jesus loves us.

Song 2: "Jesus Loves Me"

Pray

Bible Lesson Introduction

Pray: Ask a child to open in prayer. Coach the child in a simple prayer such as "Dear Heavenly Father, help us to understand the Bible. We love You. In Jesus' name, Amen." Encourage the other children to bow their heads, close their eyes, and fold their hands during the prayer so they can focus on God.

Find It: Remind children we are learning from the New Testament. By teaching OT vs. NT, you are helping your children learn how to use the Bible and how it fits all together as one big picture.

Timeline: Point to the picture on the timeline that matches the lesson today. Before your lesson begins, have them try to guess what is happening in the picture.

Introduction to the Bible Lesson:

Before Jesus went to heaven, He told His disciples that He had a job for them. He said, "...go and make disciples of all nations...teaching them to obey everything I have commanded you. And surely I am with you always, to the very end of the age." (Matthew 28:19-20) God wanted the disciples to serve Him by telling others about Jesus. Aren't you thankful that Jesus' disciples obeyed His command?

Last week we learned that Stephen wasn't afraid to tell others about Jesus. Today, we will learn what happened right after Stephen died and went to heaven.

Scripture Outline: Acts 8:4-5, 8:26-40

Meet Philip

Paraphrase of Acts 8:4-5:

Jesus' disciples told others about Jesus wherever they went. Philip was another person who told people about Jesus. God had a special job for Philip to do.

Philip and the angel

Read Acts 8:26

Recap: Wow! An angel of the Lord told Philip to go down to a desert road. Now why would an angel want Philip to do that? What would be down that road?

I wonder if Philip obeyed the angel. Do you think Philip was ready to serve God? Give a thumbs up for "yes" or a thumbs down for "no." Let's find out.

Philip meets a man from Ethiopia

Paraphrase of Acts 8:27-30a:

On the road, Philip met a man from the country of Ethiopia. He was an important man who was traveling back home. This Ethiopian man was a special leader in charge of everything the queen of Ethiopia owned. Wow, that was an important job! The country he was from, Ethiopia, was far away from the city of Jerusalem. He left his country and went all the way to Jerusalem to worship God! He knew

there was only one true God, and he wanted to worship Him. Even though he lived in a different country far away, he still went to Jerusalem to worship God just like the Jewish people did. While he was traveling home from Jerusalem in his chariot, he was reading. Do you know what he was reading? He was reading the Bible! He was reading from the book of Isaiah in the Old Testament. Listen to what God told Philip to do:

Read Acts 8:29

Recap: Do you think Philip obeyed? Let's keep reading.

Read Acts 8:30a

Recap: Philip did obey – he was ready to serve God, so he asked the Ethiopian a question.

The Ethiopian man is a seeker

Read Acts 8:30b-31

Recap: The Ethiopian wanted to understand what he was reading, but he couldn't. Do you know why? Because he hadn't learned about Jesus. He knew there was a loving God, but nobody had told him about Jesus.

Philip tells the Ethiopian man about Jesus

Paraphrase of Acts 8:32-35:

Philip told him that Isaiah was talking about the Son of God – Jesus Christ! Then Philip told him the Good News that Jesus died and rose again. Jesus did this to rescue the Ethiopian man and Philip, and also to rescue you and me! He told the Ethiopian that he needed to pray and ask Jesus to save him. Do you remember Acts 16:31? *Have children recite the verse with you.* Saved from what? (The punishment for our sin) The Ethiopian believed in Jesus, and he was saved!

Gospel

This reminds me of the Wordless Book. Philip talked about sin (*show the dark page of the Wordless Book*), and that Jesus is the only way to have your sin forgiven. Jesus died to take the punishment for our sin (*show red page*). If we choose to believe in Him, his death on the cross takes the place of our being punished for our sin. He did that to make us clean, and then He becomes the leader of our lives (*show clean page*).

Do you believe in Jesus and want to ask Him to save you from *your* sin? If yes, you can come talk to me after the lesson, and I will help you.

The Ethiopian man trusts in Jesus

Paraphrase of Acts 8:36-40:

As they were traveling, they saw some water. The Ethiopian wanted to obey God and be baptized. Do you know what baptized means? It means he wanted to show everyone that he decided to believe in Jesus. People get baptized in water after they believe in Jesus. Philip served God by baptizing the Ethiopian man. After he was baptized, the Ethiopian man went on his way rejoicing because he knew Jesus, he knew he was forgiven, and that he was going to heaven some day.

Conclusion

Did Philip serve God? (Yes) Do you think the Ethiopian man shared the Good News with others? I think he did! Can you serve God by sharing the Good News with others, too?

Do Right and Feel Right

This week let's serve God just like Philip. Philip went out and told people about Jesus. Let's go and joyfully serve our God!

Review Questions: What did we discover today?

1. Who told Philip to go to the road leaving Jerusalem? (An angel)
2. Whom did God want Philip to meet – an Ethiopian man or a doctor? (An Ethiopian man)
3. What was the Ethiopian man reading? (The Bible)
4. Whom did the Ethiopian man not know about? (He didn't know about Jesus)
5. God wanted Philip to tell the Ethiopian man about whom? (Jesus)
6. What happened when Philip told the Ethiopian man about Jesus? (He believed and was baptized)
7. Why did the Ethiopian man want to be baptized? (To show that he believed in Jesus)
8. Did Philip go and serve God? (Yes)
9. How can you serve God?

Discover Time

Transition to Discover Time: The Ethiopian man was riding in a chariot with a horse pulling it. Let's gallop like a horse to Discover Time.

Do Right: I will serve God.

Goal: To give children a chance to serve others.

DT Activity: Church Compound Cleaning

Supplies

- Dust bin
- Gloves
- Supplies for washing hands.

Instructions for the DT Leader:

1. Divide children into groups of 5-10. Each group should have a leader helping the children.
2. Hand out gloves to the children and explain to them that today they are going to serve God by cleaning the church compound.
3. Show the various directions of the church compound to the different groups of children to collect litter from and place it in the dust bin.
4. As children work together to clean, the leaders should talk with them about how we gather with our church family to worship God and learn from the Bible. When we clean our church compound, we are making it a welcoming place for people to gather. Talk about how we can feel joyful as we serve.
5. Once children have completed the cleaning task, have them wash their hands, then have them give high fives to each other for the service well done as they return to the large group.
6. Talk about different ways people joyfully serve God in the church.
7. Optional:
 - Invite your pastor to take a picture with the children and later place it on the church bulletin board or in the classroom.
 - Ask your pastor to write a thank you note to the children, to help them know that their service was important to God. Read it to them the following Sunday. This will help make serving even more joyful for them.

Classroom Review Time

Lead Teachers ~ Connecting the DT to the Lesson: Did you serve God during Discover Time? What did you do? Who else in our church serves God? (Pastors, teachers, custodians, musicians, greeters, etc.)

Reviewing the Know Right:

Supplies:

- Chariot (from lesson)
- Start and finish line

Instructions:

1. Inform children that we will have a chariot “race” using the chariot from our lesson.
2. Tell children your goal is to move the chariot across the finish line.
3. Ask the lesson review questions (listed above). Use them as is or turn them into simple multiple choice questions.
4. Encourage children to raise their hands, make a funny noise, or ring a bell if they know the answer.
5. Each time a question is answered correctly, move the chariot a few inches (or feet) from the starting line.
6. Aim to ask all of the questions at least twice.

Think Right Activity while waiting for parents:

Supplies:

- Carpet squares (one for each child; placed in a circle)
- Music

Instructions:

1. Have children stand on a carpet square.
2. While the music plays, have children step on carpet squares around the circle.
3. When the music stops, have all the children recite Acts 16:31.
4. Continue to play until the last child is picked up.

Lesson 12

Review Day

Know Right:	True wisdom comes from God's Word.
Think Right:	John 14:6 and Acts 16:31 (Top 12)
Do Right:	I will remember God's Word.
Feel Right:	I can feel wise when I remember God's Word.

GET READY!

A recurring theme in Scripture is God's instructions to His people to take time to remember what He has done. Each quarter we do just that; we interrupt the usual pattern to take time to review and celebrate what He has taught us about Himself through His Word. As you prepare this week, take a few minutes to look back on the lessons and thank God for what He has taught you and how you've seen your children grow. Then enjoy remembering and celebrating together with them!

Pray: Pray that God will help your children focus during the lesson so they can remember and apply what they have learned.

Know Right: True wisdom comes from God's Word

Our study of the New Testament now concludes as we take a day to remember the many important truths we have studied to grow in the grace and knowledge of our Lord and Savior. In a few weeks, we return to the exciting times of the Old Testament where we will watch God work in amazing and powerful ways in the lives of many people. Until then we remember God's Word and live it out each day of our lives.

GET SET!

Lead Teacher's Notes:

- What did you learn this past quarter? Has God been speaking to you? If yes, stop and thank God for working in your life.
- If you saw God at work in your classroom, share that testimony with your children's ministry leader. We want to celebrate and be encouraged with you!
- It is very important to read all the details of this lesson as you prepare for this special review. We will be reviewing some of the lessons from this quarter using props to represent each lesson. We will be focusing on lessons 1, 2, 4, 7, and 9. We recommend you look back at those lessons to gain more insight if needed.

Review lesson setup instructions and tips:

1. Stations should be set up in advance, and each class should receive a map that will guide them from station to station.

2. Each station should last three to four minutes. To create more suspense, space the stations out and do not let children see the stations in advance.
3. Stations do not need to be done in order. One class at a time should be at each station.
4. Important! Line up your actors in advance so they are well prepared. The actors will need to read the entire lesson they are acting out, in advance, so they can get themselves into character. This is a good week for parents and teens to get involved. Remind them they are talking to 3 to 5-year-old children and to use simple words.

GO!

Pre-Service Review Game

Worship Leaders will lead children in a review game. Game details are in the Resources Booklet.

Large Group Opening Time

Offering: We are going to worship God right now by giving our money. When we give our money to God, the church will use it to tell others about Jesus. *Or insert a specific way your church will use the offering.*

Think Right verses: John 14:6 and Acts 16:31

Today, we are going to review some of the lessons we've learned this quarter. I want to see if you remember the verses we memorized. Can you tell me a verse that teaches us that Jesus is the only way to heaven? (John 14:6) Let's say the verse with the actions.

"Jesus answered (point to the palm of each hand), **'I am the way** (open hands start near ears and move downward out in front of you to make a path) **and the truth** (both arms out like a "T") **and the life** (two thumbs up). **No one** (shake finger) **comes to the Father** (point up) **except through me** (other pointer finger up)." **John 14:6**

Can you tell me a verse that teaches us that if we believe in Jesus we will be saved? (Acts 16:31) Let's say it together with actions.

"Believe (point to head) **in the Lord Jesus** (point to the palm of each hand) **and you** (point both hands out) **will be saved** (both arms go up) – **you and your household** (both arms above head to make a point)." **Acts 16:31**

Transition: Great job! Let's sing a song together!

Song 1: "Today is the Day"

Transition: Now let's celebrate with Tracker. Hey Tracker! Come on up and join us for our next song. We can worship and praise God together! *(have Tracker join in and sing along)*

Song 2: "Fixin' My Eyes on You"

Review of Previous Bible Lessons

Station A: Lesson 1

Know Right: Jesus heals a paralyzed man.
Think Right: John 14:6 (Top 12)
Do Right: I will tell others about Jesus.
Feel Right: I can feel happy when I tell others about Jesus.

Supplies:

- A stretcher, off to the side
- An expressive male actor (to play the part of the paralyzed man who was healed)

Instructions:

1. As children arrive, have the actor share what happened to him based on **Mark 2:1-12**.
2. Have him express how thankful he is that his friends took him to see Jesus.
3. Near the end, have the actor ask children if they have told others about Jesus.

Station B: Lesson 2

Know Right: Jesus raises a dead girl and heals a sick woman.
Think Right: John 14:6 (Top 12)
Do Right: I will know that God is great and powerful.
Feel Right: I can feel excited knowing God is great and powerful.

Supplies:

- A Bible-time kitchen (fake fireplace, table, etc.)
- Bread dough
- A youth actress about twelve years old

Instructions:

1. As children arrive, have a young girl welcome them as she makes bread.
2. The girl should begin to tell children how Jesus healed her based on **Mark 5:21-43**.
3. Have her express how exciting it was to actually meet Jesus face to face and how powerful God is!
4. Have her really pump children up about God's great power.

Station C: Lesson 4

Know Right: Jesus raises Lazarus from the dead.
Think Right: John 14:6 (Top 12)
Do Right: I will know Jesus loves me all the time.
Feel Right: I can feel peaceful because I know Jesus loves me all the time.

Supplies:

- Linen (Lazarus can use to explain how he was wrapped up in burial)
- Scroll
- An expressive male actor

Instructions:

1. Lazarus should be busy reading his scroll.
2. As children arrive, he should act surprised to see so many children.
3. Then he should explain his excitement about what Jesus did for him based on **John 11:1-53**.

Station D: Lesson 7

Know Right: Jesus appears to the disciples and others.
Think Right: John 14:6 (Top 12)
Do Right: I will know Jesus is alive.
Feel Right: I can feel thankful knowing Jesus is alive.

Supplies:

- Plastic eggs (should be empty)
- Small snack for each child – *check for allergies*

Instructions:

1. Children will be served a small snack as a celebration that Jesus is alive.
2. As children enjoy their snack, teach that when we see empty eggs, we can remember the empty tomb and that Jesus is alive!

Station E: Lesson 9

Know Right: Ananias and Sapphira are dishonest.

Think Right: John 14:6 (Top 12)

Do Right: I will tell the truth.

Feel Right: I can feel good when I tell the truth.

Supplies:

- A pile of gold coins spread all over the floor
- A basket

Setup instructions: If your church has multiple services, someone will need to reset this station with money lying on the floor between services.

Instructions:

1. As children enter this area, have them notice all the money lying on the floor.
2. Say: Wow, what should we do with all this money? I think it belongs to the church. Should we keep it for ourselves or give it back to the church? (Give it back) You are right, we should tell the truth and do what is right. This reminds me of Ananias and Sapphira. Did they tell the truth or lie? (**From Acts 4:32 – 5:11**)
3. Have children pick up the coins and put them in the basket so they can be returned to the church leaders.

Discover Time

Note: Due to the interactive Review Lesson, we will not be having Discover Time today.

Classroom Review Time

Think Right Activity while waiting for parents:**Option 1****Supplies:**

- Parachute
- Ball-pit balls

Instructions:

1. Have children grab the edges of the parachute.
2. Add a few plastic balls to the parachute.
3. Bounce the balls around and recite John 14:6.
4. When they complete the whole verse, add a few more balls and repeat, this time reciting Acts 16:31.
5. Balls that fall off should be earned again.

Option 2

Repeat of activity from last week

- Carpet squares (one for each child; placed in a circle)
- Music

Instructions:

1. Have children stand on a carpet square.
2. While the music plays, have children step on carpet squares around the circle.
3. When the music stops, have all children recite Acts 16:31 or John 14:6.
4. Continue to play until the last child is picked up.

On Track Map

Topical Lesson: Good News!

Know Right:	Jesus is alive!
Think Right:	“Jesus answered, ‘I am the way and the truth and the life. No one comes to the Father except through me.’” John 14:6 (Top 12)
Do Right:	I will jump for joy and tell others that Jesus is alive!
Feel Right:	I can feel joyful knowing Jesus is alive!

GET READY!

Easter is a time to celebrate the truth that Jesus is alive. He had victory over death! What a thought to know that the One who died for our sin still lives today. Let’s joyfully celebrate this incredible, powerful victory!

Pray: Let’s pray that many guests will come to class and be eager to learn the Good News of Jesus. Ask God to specifically remove all distractions from the classroom and fill the class with joy.

Read: Mark 16:1-8

Know Right: Jesus is alive!

GET SET!

Lead Teacher’s Notes:

- This may be the first time some children will learn the true meaning of Easter. Bring the Bible to life by using props and encouraging children to be involved in the lesson. As you read, use great expression in your voice to match the person who is speaking.
- As you prepare your props, think about what Mary, Mary Magdalene, and Salome heard, smelled, and saw.

Creative Ideas for the Bible Lesson:

1. Use props as you teach the lesson: spices, tomb (table covered with a gray sheet), stone (made from a large box), angel costume.
2. Have children be actors – three girls with baskets and a boy to be the angel. Create a tomb with boxes or a table covered with a gray sheet.

GO!

Pre-Service Review Game

Worship Leaders will lead children in a review game. Game details are in the Resources Booklet.

Large Group Opening Time

Offering: We are going to worship God right now by giving our money. When we give our money to God, the church will use it to tell others about Jesus. *Or insert a specific way your church will use the offering.*

Think Right verse: *We recommend reviewing the current Bible verse, rather than the Think Right verse from this lesson.*

Read the verse from the Bible and then demonstrate the actions. Repeat the verse several times while saying it in a loud voice, a quiet voice, and while jumping up and down.

Transition: *You will need to develop a transition based on song choice.*

Song 1: *Song of your choice*

Puppet Skit: Good News!

WL: *(to children)* I'm so glad each one of you came to class today. I have some really good news.

T: *(pops up)* Good news? You gots good news for me?!?!

WL: I have good news for everyone.

T: Are we all gonna get a puppy? I sure do love puppies. I'm gonna name my puppy George.

W: No, no puppies today. It is even better news than puppies!

T: Better than puppies? Wait. I know! We are all gonna get new sunglasses. Mine broke last year.

W: No, no new sunglasses. This is the best news ever! I will give you a hint: Do you remember what happened last week during our Bible lesson?

T: *(scratches his head)* Yeah. Jesus died on the cross. That made me feel really sad an' I wanted to cry. I love Jesus so much.

W: Well, guess what. Today I have Good News...Jesus was dead, but He came back alive. Jesus is alive!

T: What? No way! Jesus is alive? Right now, He is alive? Where is He?

W: Tracker, Jesus is alive in heaven right now. In our Bible lesson today, we are going to learn about how He rose again.

T: I can't wait! *(jumps up and down)* Please, please, please open up your Bible now...I wanna know what happened.

W: We will when we get back to class. Can you wait just a little bit? First, we are going to sing another song to Jesus.

T: *Ok, I'm gonna go now and find a seat in the front row. I'll sing along with ya on my way.*

W: Sounds like a good plan. Bye, Tracker! *(to children)* Kids, let's stand up and sing to Jesus with our best voices.

Transition: *You will need to develop a transition based on song choice.*

Song 2: *Song of your choice*

Pray

Bible Lesson Introduction

Pray: *Model to the class on how to pray today. Include thanksgiving and requests in your prayer.*

Find It: Today we are going to learn about Jesus in the book of Mark. Is Mark in the Old Testament or the New Testament? (NT)

Timeline: *The cross on the timeline will be referred to in the lesson.*

Introduction to the Bible Lesson:

We know from the Bible that some soldiers took Jesus to the cross and hung Him on the cross with nails, and He died. This was very sad because Jesus shouldn't have been punished. He didn't do anything wrong. He never sinned! In Romans 3:23, it says that we sinned, but the Bible tells us that Jesus never sinned.

Scripture Outline: Mark 16:1-8

Mary Magdalene, Mary the mother of Jesus, and Salome

Paraphrase of Mark 16:1:

When Jesus died on the cross, He was put in a tomb (which is a cave with a *huge* rock covering up the opening). Three days later (*have children count to three*), after Jesus was in the tomb, three women (*have children count to three*) brought some spices to the tomb of Jesus. Two of them were named Mary and one was named Salome. They all loved Jesus very much. One Mary was Jesus' mother. Can you imagine how sad she was that her son had died?

Early in the morning

Read Mark 16:2-3

Recap: Do you like to get up early in the morning? As the women walked, they talked about how they would move the heavy stone. This big rock blocked the opening of the tomb, so nobody could steal the body of Jesus. This stone was really, really heavy. It was very hard to move. Let's keep reading.

The stone had moved

Read Mark 16:4 dramatically

Recap: How did this happen? This was almost impossible. Who could have moved the rock? Let's keep reading.

Empty tomb

Read Mark 16:5 with great suspense

Recap: The women were alarmed, which means they were afraid. How would you feel if you saw this? This man was an angel. I wonder what he said to them. Let's find out!

The angel

Read Mark 16:6

Recap: Jesus wasn't in the tomb! He is risen! That means Jesus isn't dead anymore; He came back to life! Let's jump for joy five times as we say, "Jesus is alive!" How exciting!

Go and tell others the Good News!

Paraphrase of Mark 16:7-8:

The angel told both Marys and Salome that Jesus was no longer there. He had risen! He showed the women where Jesus laid, and it was empty. Jesus was gone. Jesus is alive! The angel told them to go tell Peter and the other disciples this Good News!

Read Mark 16:7b

Recap: These women were going to actually see Jesus. How would you feel if you were going to see Jesus? Let's jump for joy five times as we say, "Jesus is alive!"

Conclusion

It's amazing to know that Jesus is alive. We know many people who have died, but Jesus was different. He came back to life. He took breaths of fresh air, He walked, He ate, He talked to friends...He is alive!

Do Right and Feel Right

When I know that Jesus is alive, I am filled with joy. Everything inside of me wants to tell somebody about this Good News...Jesus is alive, even to this very day! He lives in heaven, He knows you by name, and He loves you very, very much.

Review Questions: What did we discover today?

1. What happened to Jesus after He died? (He was put in a tomb)
2. What did the women bring to the tomb – toys or spices? (Spices)
3. Two of the women had the same name. Was their name Mary or Joanne? (Mary)
4. When they arrived at the tomb, who was not there? (Jesus)
5. Is Jesus alive today? (Yes!)
6. How does this make you feel? (Joyful)

Discover Time

Transition to Discover Time: I'm so excited that Jesus is alive! Let's all jump for joy as we walk to our Discover Time today.

Do Right: I will jump for joy and tell others that Jesus is alive!

Goal: To help children joyfully celebrate the resurrection of Jesus.

Location A: Art Station

Supplies:

- Activity sheet with “Jump for joy...Jesus is alive!” (see appendix)
- Multi-colored tissue paper cut into 1” confetti pieces
- Glue sticks
- Additional supplies needed are based on the option you choose:
 - A: washable paint, paint brushes, warm water, and towels (roll paper would be helpful to keep paint off the floor/carpet)
 - B: rubber stamps of feet and multi-colored washable ink pads
 - C: cutouts of paper feet (see appendix)

Instructions for the DT Leader:

1. Children will decorate an activity sheet with “Jump for joy...Jesus is alive!” based on one of three options listed below.
2. As children work, talk about how exciting it is that Jesus is alive!
3. After footprints are on the paper, have children glue “confetti” around the footprints.

Choose one of the following options:

Option A: Leaders will paint children’s feet and help them make footprints on their activity sheet. Warm water and towels are needed to wash their feet following the activity.

Option B: Have children stamp feet on their activity sheet with rubber stamps and multi-colored ink.

Option C: Have children glue paper feet onto their activity sheet.

Location B: Sand Station

Supplies:

- Clothespins (or clothes pegs) (to represent Jesus; one for each child)
- Small paper plates (or construction paper/manilla papers) (to represent the stone on the tomb; one for each child)

Setup instructions: Sand should be damp.

Instructions for the DT Leader:

1. For ten minutes, have children work individually or with a friend to create a tomb (or cave) for Jesus in the sand.
2. When time is up, have children place “Jesus” in their tomb.
3. Pass out paper plates and have children cover the entrance of the tomb with a stone (paper plate).
4. Then have all children count together, “1, 2, 3!”, and roll the stone away and remove Jesus! Have everyone cheer and say, “Jesus is alive!”

Classroom Review Time

Lead Teachers ~ Connecting the DT to the Lesson: If someone asked you, “Is Jesus alive?” What would you say? Let’s practice telling others what happened to Jesus with our review game.

Reviewing the Know Right:

Supplies:

- Clear jar or bowl
- Wordless Book-colored jelly beans

Say: Let’s review our lesson and see what you’ve learned. Every time you get an answer correct, we will add a jelly bean to our jar/bowl. At the end of class, you can take some jelly beans home.

Instructions:

1. Ask the following review questions:
 - a. Jesus died on the _____. (cross)
 - b. They put Jesus in a tomb and rolled a huge _____ in front of it. (stone)
 - c. On the third day, how many women went to visit the tomb? (Three)
 - d. Two of the women who went to visit the tomb had the same name. What was their name? (Mary)
 - e. The women brought something very special to the tomb. It smelled very good. What was it? (Spices)
 - f. When they arrived, what had happened to the stone? (It was rolled away)
 - g. Who was in the tomb? (An angel)
 - h. Was Jesus there? (No, He was gone)
 - i. The angel told the women that Jesus was _____. (alive)
2. Repeat several times.

Think Right Activity while waiting for parents:**Supplies:**

- Jar/bowl of Wordless Book colored jelly beans from the “Reviewing the Know Right” activity
- Small individual clear bags pre-filled with Wordless Book-colored jelly beans (one to three of each color in each bag; one bag per child) *Note: you can order specific colors of jelly beans here: https://www.google.com/url?q=https://www.jellybelly.com/confections-by-the-pound/c/876&sa=D&ust=1576333653022000&usq=AFQjCNHmxQJhiw4PUB_z5fdhJWSDfyYCfA*

Instructions:

1. Pass out small bags of jelly beans to children, explaining that they cannot open the bag until they get home.
2. Review the colors of the Wordless Book using the jelly beans in the jar/bowl.

Say: Do you remember what each color reminds us of? I'll hold up a color and you tell me what it reminds you of. When your mom and dad pick you up today, tell them the Good News that Jesus is alive! Also, when you get home, you can eat your treat with your mom and dad.

Wordless Book colors:

Gold: God loves us so much, and He made a special place called heaven. There are gold streets in heaven. Can you see a gold jelly bean in your bag? (John 14:6)

Dark: This dark color reminds us of sin. The Bible tells us we have all sinned. (Romans 3:23)
Can you see a dark colored jelly bean in your bag?

Red: God loved us so much that He sent His only Son to take the punishment for our sin on the cross. Jesus died, and He rose again. (Hebrews 9:22) Can you see a red jelly bean in your bag?

Clean: In our Bible, we learn that Jesus can wash away the punishment for our sin if we believe in Him. Let's say Acts 16:31, “Believe in the Lord Jesus Christ and you will be saved.” Do you believe in Jesus? Can you see a white jelly bean in your bag?

Green: Why do we have a green jelly bean? This reminds us to grow to be more like Jesus each day. (2 Peter 3:18) Can you see a green jelly bean in your bag?

On Track Map

Topical Lesson: Heaven

Know Right:	Heaven is a wonderful place.
Think Right:	"In my Father's house are many rooms; if it were not so, I would have told you. I am going there to prepare a place for you." John 14:2 (Top 12)
Do Right:	I will believe that Jesus is getting heaven ready for me.
Feel Right:	I can feel happy that I can go to heaven one day.

GET READY!

This lesson is designed to introduce children to just how wonderful heaven is. In heaven, there is absolutely nothing bad, nothing harmful, and nothing scary, and we get to be with Jesus forever. What a wonderful thing to look forward to for those who trust Christ as their Savior!

Pray: Pray that you can explain heaven in a way that helps the children in your class begin to understand just how wonderful heaven is.

Read: John 14:2, Revelation 21:23

Know Right: Heaven is a wonderful place

GET SET!

Lead Teacher's Notes:

- Children have heard the word "heaven" in conversations, on TV, or when there has been a death, but it's still a very abstract idea. It is important for us to consistently describe heaven as a real place full of God's presence and His goodness. This will help our children to be heaven-minded and view heaven as a wonderful place to look forward to. There are so many unknowns that will only be revealed once we get to heaven. In the meantime, we want children to be comfortable talking about this wonderful place where those of us who believe in Jesus as our Savior can enjoy God forever.
- Make sure children understand that when we become a Christian, we do not instantly go to heaven. At just the right time, when God wants us to come to heaven, we will go home to heaven. Until then, God has an important job for us while we live here on earth (*or insert your city's name*).

Creative Ideas for the Bible Lesson: See the lesson and the supplies listed below.

GO!

Pre-Service Review Game

Worship Leaders will lead children in a review game. Game details are in the Resources Booklet.

Large Group Opening Time

Offering: We are going to worship God right now by giving our money. When we give our money to God, the church will use it to tell others about Jesus. *Or insert a specific way your church will use the offering.*

Think Right verse: *We recommend reviewing the current Bible verse, rather than the Think Right verse from this lesson.*

Read the current verse from the Bible and then demonstrate the actions. Repeat the verse several times while saying it in a loud voice, a quiet voice, and while jumping up and down.

Transition: *You will need to develop a transition based on song choice.*

Song 1: *Song of your choice*

Puppet Skit: Preparing for someone special

T: Oh, _____!

WL: What is it, Tracker? Is something wrong?

T: Oh no, nothin' is wrong. In fact, I'm super, duper, extra with double cheese on top excited!

WL: What's got you so excited?

T: My gramma and grampa are comin'.

WL: That's nice they can come to visit.

T: Oh, no! They're not just comin' for a visit. They're gonna stay. They're gonna LIVE here.

WL: Live here? Wow! That's a big move for them. Are they buying a house?

T: Nope! Mom and Dad made our basement into an apartment, and they're gonna live with us.

WL: That sounds wonderful for everyone.

T: I'm gonna be able to play with them anytime I want to. I'll just knock-knock-knock (*knock on a hard surface*) on the basement door and say, "Gramma! Grampa! Can ya come out and play?"

WL: When are they coming?

T: I'm not really sure, but I gotta get ready. Some of my toys are in the basement, and I gots to put 'em somewhere else.

WL: I think your grandparents would appreciate that.

T: Then, I'm gonna help Mom and Dad clean everything down there spic and span and shiny. And I'm gonna pick some flowers out of our yard and put 'em in a vase for Gramma.

WL: I'm sure everything you're doing to get ready for your grandparents is going to be wonderful. That reminds me of someone else who's getting a place ready.

T: Who's that? Is your gramma movin' in with you, too?

WL: No, but the Bible tells us that Jesus is getting a special place ready for all of us. It's a wonderful place called heaven where everyone who believes in Jesus will live forever.

T: Does that mean that Gramma and Grampa will not only live with me in my house, but I'll get to live with 'em in heaven, too?

WL: That's exactly what it means. Forever and ever. Well, you'd better get back to preparing the basement.

T: Oh, yeah. Bye, friends!

WL: Bye, Tracker!

Transition: *You will need to develop a transition based on song choice.*

Song 2: *Song of your choice*

Pray

Bible Lesson Introduction

Pray: *When you pray in class, always remind children that you are talking to God – the same God who made the birds, and the trees, and each of them! Have children bow their heads, close their eyes, and fold their hands so they can completely focus on God.*

Find It: When I open the Bible up to the book of John, is it in the OT or the NT? (NT) Let's say the books of the New Testament up to the book of John. (Matthew, Mark, Luke, John)

Timeline: Our verse today is in the New Testament. Can you point to the New Testament on the timeline?

Introduction to the Bible Lesson:

God made me, and God made you. God loves me, and He loves each of you so much! Today we're going to learn about a special place that Jesus is making for us because He loves us; that place is called heaven!

Lesson Outline

Supplies:

- World beach ball or globe
- Cards showing pictures of "what's in heaven" and "what's not in heaven" (see appendix):
 1. Healthy / Sickness
 2. Kindness / Fighting
 3. Friendship / Loneliness
 4. Happiness / Crying
 5. Safety / Fear
- Balloons (blow up five balloons and *gently* tape two cards from each set above onto each balloon)
- Tape
- Trash can
- Flashlight
- Bible with Revelation 21:23 marked

Heaven is a real place that is wonderful. It's a perfect place that God created where we can live with Him forever someday. If you imagine the best day you could ever have, heaven is going to be 1,000 times better! And it won't be for just one day; it will be forever and ever.

Toss a world beach ball (or spin a globe). Jesus told us that in His Father's house—in heaven—there are many rooms. That reminds me of our Think Right verse, John 14:2. Let's say John 14:2 together. God welcomes people who speak Spanish and French and Russian and Swahili and English and all the other languages into heaven. It will be a wonderful place with people from all over the world! Isn't that exciting?

Invite a child to point to a country on the globe. There are rooms in heaven for people from _____ (name the country the child is pointing to). Heaven is a wonderful place! *Have another child point to a country and repeat what you say, substituting the name of the new country. Always follow that by*

saying "Heaven is a wonderful place!" Repeat several times.

There will be all kinds of people in heaven. Now let's think about some of the things that will be in heaven, and things that will not be in heaven.

Hold up one balloon at a time. You can take them in any order. Show the pictures on the balloon and describe what they mean (see descriptions below). As you finish your description, carefully pull off the "what's not in heaven" picture, crumple it up, and throw it in the trash. Then, put each balloon, with the "what's in heaven" picture still attached, in a corner together with the other balloons.

1. **Sickness:** In heaven, there is no sickness. No one will ever get a cold or a headache or cancer or have a heart attack. There won't be any crutches or wheelchairs. There won't be any doctor's offices or hospitals. You won't even need to think about germs because there won't be germs in heaven.

Healthy: In heaven, everyone will feel great and full of energy. We will have so much fun in heaven!

2. **Fighting:** In heaven, there is no fighting. People won't yell at each other. They won't get mad because of what someone said. They won't hit one another.

Kindness: In heaven, everyone will be kind to one another. We will share, say nice words, and do nice things.

3. **Loneliness:** In heaven, there is no loneliness. You will never be alone.

Friendship: In heaven, we will always have friends. Friends to talk with, laugh with, and sing praises to God with.

4. **Crying:** In heaven, there is no crying. There won't be sadness or death, so there won't be crying. No one feels depressed, and no one will ever say anything that hurts someone's feelings.

Happiness: In heaven, there will forever be happiness! There will be so much joy that nobody will ever feel like crying.

5. **Fear:** In heaven, there will be no fear. Nothing scary will be allowed in heaven. There is no darkness to be afraid of.

Safety: *Shine a flashlight towards children.* The Bible tells us that heaven lights up with God's glory. **Read Revelation 21:23.** God's glory will fill heaven, and He is so awesome that His light will keep any darkness from entering heaven. In heaven, we will always feel safe.

Conclusion

The Bible teaches us there are golden roads in heaven, beautiful music, animals, friends, food, and so much more. Heaven is going to be the best place ever.

Stand by the pile of balloons. Balloons remind me of a party! The Bible says that there is a celebration in heaven every time someone asks Jesus to be their Savior. Every time someone admits that they sin (anything you think, say, or do that is against God) and believes that God sent Jesus to take the punishment on the cross for our sin, all heaven celebrates. Balloons remind me that heaven is celebrating that all Jesus' followers will one day live there together.

Do Right and Feel Right

Isn't it wonderful to know that you can believe what Jesus said? That you can know that He really is making a wonderful place in heaven (*show gold page*) for every person that believes in Jesus to be their Lord and Savior (*show red page*). When a person becomes a Christian (*show clean page*), they do not go to heaven right away. At just the right time, when God wants us to come to heaven, we will go home to heaven. Until then (*show green page*), God has an important job for us while we live here on earth (*or insert your city's name*).

Review Questions: What did we discover today?

1. What is the name of the place that Jesus is getting ready? (Heaven)
2. Who does God want to come to heaven? (Everyone)
3. What is the only way to get into heaven? (Believe in Jesus)
4. Will there be crying in heaven? (No)
5. When does all heaven celebrate? (When people believe in Jesus)
6. How will people be in heaven? (Healthy, friendly, kind, loving, happy, etc.)

Discover Time

Transition to Discover Time: Wow! Heaven is going to be so amazing! Don't you think it's important that we know how to get to heaven? Let's clap and cheer all the way to our Discover Time to find out!

Do Right: I will believe that Jesus is getting heaven ready for me.

Goal: To help children recognize that believing in Jesus is the only way to get into heaven.

Option 1: Large Open Area

Supplies:

- Balls (one for every two children)
- Painter's tape (use to make two parallel lines that are about four feet apart)

Instructions for the DT Leader:

1. Pair children so they are facing one another behind the parallel tape lines. Their toes cannot cross the line.
2. One child in each pair will have a ball. At the signal, they will toss it to their partner. The partner will try to catch it.
3. The partners will toss the ball back and forth, keeping track of how many times it was caught.
4. The first pair to catch the ball three times will yell, "Heaven is a wonderful place!" and play stops for everyone.
5. Ask the pair one of the following questions, in this order. Make sure you accentuate the phrase that follows the answer, "That's the only answer!"
 - a. What animal is really big and has a long trunk for a nose? (Elephant, that's the only answer)
 - b. How many thumbs do you have? (Two, that's the only answer)
 - c. What is the letter that comes after "C"? (D, that's the only answer)
 - d. What color is a mandarin orange? (Orange, that's the only answer)
 - e. In baseball, what are you supposed to hit the ball with? (A bat, that's the only answer)
 - f. What number comes right after six? (Seven, that's the only answer)
 - g. What does a spider spin? (A web, that's the only answer)
 - h. How do you get into heaven? (Jesus, that's the only answer)

6. At the end of Discover Time, say: God wants everyone to join Him in heaven when we finish our life here on earth. But, the only way to get into heaven is by believing that God loves you so much that He sent Jesus to die on the cross as the punishment for your sin (anything you think, say, or do that is against God). There are no other ways into heaven. We don't get into heaven by doing a whole bunch of good things. We can't get into heaven by believing in any other gods in other religions. Jesus is the only answer!

Option 2: Chalk Wall

Supplies:

- Bell or whistle

Instructions for the DT Leader:

1. Have children draw a picture of what heaven will look like on the Chalk Wall.
2. Every few minutes, ring the bell or blow the whistle and have everyone shout, "Jesus is the only way to heaven!"

Option 3: Box Station

Supplies:

- Yellow roll paper
- Bell or whistle

Instructions for the DT Leader:

1. **Say:** In heaven, there will be mansions, which are big houses, that we can live in. Let's build a huge mansion with boxes and then roll out a golden road leading to our mansion.
2. Every few minutes, ring the bell or blow the whistle and have everyone shout, "Jesus is the only way to heaven!"

Classroom Review Time

Lead Teachers ~ Connecting the DT to the Lesson: It is wonderful that we can know for sure how to get to heaven! It's going to be amazing!

Reviewing the Know Right:

Instructions:

1. Ask the review questions from the lesson.
2. All children who know the answer should pat their head.
3. The first child you see who follows your instruction gets an opportunity to answer the question. Use a different body part and motion for each question.

Think Right Activity while waiting for parents:

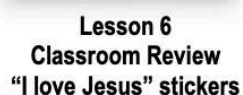
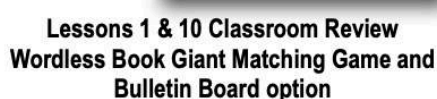
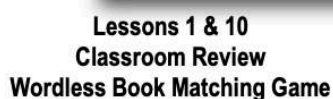
Supplies:

- Paper
- Crayons

Instructions:

1. Have children imagine the rooms in heaven that Jesus is preparing.
2. **Say:** What would be in your room? It would be wonderful, wouldn't it? The Bible says that Jesus is preparing a room for you. It also says that heaven is more than we can imagine. It's going to be 1,000 times better than the best room you could imagine or draw. Heaven is the most wonderful place!
3. Give each child a piece of drawing paper and access to crayons. Have children draw what they think their heavenly room might look like.

Year 3 - Quarter 3 (Africa Version)

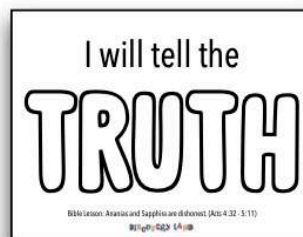




Lesson 7
Classroom Review
Footprints



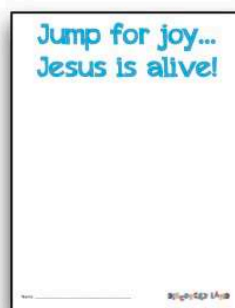
Lesson 9 Art
I will tell the truth



Lesson 9 Play-Doh
I will tell the truth



Lesson 10 Chalk
Mini Wordless Books



Topical Lesson
Good News! activity sheet



Topical Lesson
Good News! Cutout feet



Topical Lesson
Heaven pictures

THE WORDLESS BOOK - PRESENTING THE GOSPEL TO CHILDREN



The Wordless Book is the primary way we share the Gospel with children in the Discovery Land curriculum. You will notice that we refer to it on a weekly basis as you present the Gospel message.

Each color has a simple meaning and a key verse that will help children understand the true meaning of God's love and how they can have a personal relationship with Him now and for eternity.

The Wordless Book is a tool that outlines a clear Gospel message. For older children, you may feel that this tool has become repetitive, but after reviewing test results, we learned our older children know the key word, color, and verse, but often they do not know how to use it as a tool to share or defend their faith. Keep this in mind as you role model the Gospel message to your children each week.

Occasionally try using the Gospel outline without referring to the colors. After you are done, ask children what this reminds them of. Or begin sharing the Gospel by expressing the joy you have by being clean (saved) from the sin in your life.

It is important to tie in the joy of becoming part of God's family. When you become a Christian, God is your Heavenly Father and you join all Christians as part of His church family.

Using the Wordless Book:

Gold - The gold page reminds us of God's love for us and how we, as Christians, can have confidence that someday we can go to heaven. John 14:2 says, "In my Father's house are many rooms; if it were not so, I would have told you. I am going there to prepare a place for you." Heaven is real...and is a perfect, literal place. It will be filled with happiness, joy, streets of gold, a perfect family, and the presence of God Himself.

But there is one thing that is not in heaven...and that is sin.

Dark - The dark page represents sin. Sin is anything we think, say, or do that is against God. Examples of sin are cheating, stealing, and gossiping. These are things that are not going to be in heaven and things that displease God. Romans 3:23 says, "For all have sinned and fall short of the glory of God." The penalty of sin is eternal death, meaning we can't go to heaven, but there is hope...

Red - The red page reminds us of Jesus. Jesus is God's only perfect Son who came to this earth to live a perfect life. Because of His perfect life, only He could take the punishment for our sin. Hebrews 9:22b says, "...and without the shedding of blood there is no forgiveness." Jesus did shed His blood, and because of that, He is the only way to heaven. It is not by good works (Ephesians 2:8-9), it is only through the gift of Jesus. It's a personal choice if we want to accept this free gift of Jesus. But wait, I need to tell you something...Jesus didn't stay dead, He rose again and had victory over sin!

Clean - The clean page reminds us that if we believe in these truths, our sin is forgiven. Acts 16:31 says, "Believe in the Lord Jesus, and you will be saved - you and your household."

Believe and you will be saved from the penalty/punishment of your sin. Your sin can be forgiven and you can be washed clean. But that is a choice that each individual needs to make.

Green - The green page reminds us that once you ask Jesus to forgive your sin, He wants you to grow closer to Him. It's a *relationship*, not a religion. He becomes the leader of your life. Because He is your leader, you will want to grow...like grass in the warm summer months (green). 2 Peter 3:18a says, "But grow in the grace and knowledge of our Lord and Savior Jesus Christ." We grow closer to Him by reading our Bible, praying, and obeying His Word.

This sounds pretty cool, doesn't it? No matter how old you are, it's a choice you have to make for yourself! You can choose today to accept this amazing truth. If you want to choose to ask Jesus to be your Savior and Lord, you need to pray, or talk to God, about it. God is real, and He can hear you when you pray.

If you'd like to make this decision, you can pray about it right now:

1. Admit you are a sinner...tell Him about the sin you struggle with and how you know they displease God. (**dark**)
2. Tell Him you believe that Jesus died and took the penalty for your sin. (**red**)
3. Personally ask Jesus to forgive you of your sin and become the leader of your life. (**clean**)
4. Thank Him for forgiving you and being the new leader of your life.

If you have truly asked Jesus to save you and be the leader of your life, you can know that your sin is forgiven and that you are a child of God!

Additional Tips:

To help coach children toward salvation, the DL program provides the *Coaching Kids for Salvation* card.

Coaching Kids for Salvation

After the Gospel is presented by the teacher...
...during the lesson, invite children to a quiet location if they want to make a decision.

Making sure the child is ready for salvation:
Ask: I think I know why you came to talk to me; but, would you tell me?
Answers may vary from "I want to go to Heaven," "I have sinned," "I love Jesus," or "I don't know." If child says, "I don't know," encourage them to go back to class and you can talk more later.

Checking to see if the child has an understanding of the Gospel:
Ask: Can you tell me anything about the Wordless Book?
Allow the child to explain the Gospel to you. Don't expect perfection. Look for an understanding of sin and the need for Jesus to forgive them of their sin.

Allowing the child to personalize the need for a Savior:
Ask: Have you sinned? How have you sinned?
Show child **Romans 3:23** in your Bible.
If the child denies sin in their life, they are not ready to go further in this discussion. If the child can tell you about sin and personalize that they have sinned, you can continue with the conversation.

Ask: Who can forgive your sin?
Answer should be Jesus.

Ask: What did Jesus do for your sin?
Show child **Hebrews 9:28b** in your Bible.
Have child put their name in the sentence, "Jesus died for _____'s sin."

Ask: What happened after Jesus died for you?
Answer: "He rose again!" (**1 Corinthians 15:3b-4**)

DISCOVERY LAND

Making a personal choice:
Ask: What would you like Jesus to do for you?
Answers may vary: "Take away my sin," or "Take the punishment for my sin."

Say: In **Acts 16:31**, it says that if we believe in the Lord, Jesus Christ (point to the red page) you can be saved (dark page) from your sin (clean page).

Ask: Would you like to pray and ask Jesus to take away your sin?
If a child says, "No," tell the child to continue to think about it through the week and talk to you next week if they would like to.

If a child says, "Yes," say, "Why don't you pray and tell Jesus you have sinned, that you believe in Him, and that you need Him to forgive your sin."

Allow child to pray. If the child needs coaching with words, inform them that you will help them, but they need to remember they are talking to God and they need to really mean what they are saying.

Assurance of salvation:
Following the prayer, ask: What did Jesus just do for you?
Allow child to answer: "He saved me from my sin."

Ask: How do you know?
Allow child to answer: "The Bible tells me so."


Hebrews 13:5b teaches us that when we ask Jesus to be part of our lives, He will never leave us. Use your fingers (starting with your pinky) and say, "Jesus will never leave _____."

"I am so excited about the decision you made today. Why don't we go back to class and tell the Teacher/Shepherd about what happened." (Allow the child to explain what happened.)


DISCOVERY LAND


To assist you with presenting the Gospel and beginning to disciple a child, the DL program provides the *Believe It or Not?* booklet, the *Now What's Next?* booklet, and the *I Believe* bookmark.

The *Believe it or Not?* booklet explains the Gospel using Scripture, kid-friendly definitions, and the Wordless Book framework. It is a great tool to explain the Gospel to an interested child, and/or to send home with a child who wants to consider trusting Jesus as their Lord and Savior.



If a student chooses to trust Jesus as their Lord and Savior, the *Now What's Next?* booklet is a great introduction to what it means to live the Christian life. It briefly covers topics such as who they are in Christ, spiritual disciplines, such as worship and prayer, and being a part of the family of God.





Following a child's decision to trust Christ as their Savior, the *I Believe* bookmark can be filled out as a reminder of this important decision. The bookmark remains with the student and the tab at the end is filled out and turned in to DL leadership so we can rejoice with the student.

Acknowledgements and Permissions

Sincere thanks to Shawn Thornton, Pastor of Calvary Community Church in Westlake Village, CA for the use of the Think, Do, and Feel Right concept. This idea, with the addition of Know Right, became the structure of each Bible-centered lesson in this curriculum. We greatly appreciate that he has allowed this idea to land and remain in this curriculum, so others can be equipped to teach children to Know, Think, Do, and Feel Right.

We are grateful for the invaluable partnership we have with Awana International and for granting us permission to reference Awana® within the Discovery Land curriculum and training materials. We have seen God use the relationship between this Sunday curriculum and mid-week Awana® ministries to create a strong and lasting impact on students around the world.

Awana is a registered trademark of Awana Clubs International. Used with permission. Appleton Alliance Association, Inc. operates independently from Awana Clubs International and is solely responsible for the contents of this curriculum.

Scripture taken from the HOLY BIBLE, NEW INTERNATIONAL VERSION®. NIV®. Copyright © 1973, 1978, 1984 by International Bible Society. Used by permission of Zondervan. All rights reserved worldwide.

LEGO® is a trademark of the LEGO Group. All rights reserved.

Play-Doh® is a trademark of Hasbro, Inc. All rights reserved.



DISCOVERY

LAND GLOBAL

In cooperation with



Awana Africa
90-3rd Street/CNR Chinamano,
Harare, Zimbabwe