

DISCOVERY LAND

Year 2 – Quarter 2

Winter 2024-25

Preschool Curriculum



A Message from Kris Smoll

Dear Leaders,

Welcome to a new quarter! Over the next few months, we have the honor of studying and celebrating the life of Jesus, as we walk through the exciting book of Matthew. It is made clear through these chapters that the Jesus we love and serve is caring, powerful, and all-knowing. Each week, as you prepare to serve, I challenge you to pause and really think about the 4 Rights of the lesson. What do you know, think, and ultimately do with this lesson? Personalize these truths as you prepare to work with the children. Then after applying the lesson, ask yourself, “How do I feel through a biblical worldview lens?” God working in your own life first will ignite a fire in your soul to joyfully serve each week. Stay strong; your children need you to be a spiritual role model, prayer warrior, and cheerleader for them each week.

Looking forward to watching God use you to advance His Kingdom!

Kris Smoll
Executive Director of Discovery Land Global

Table of Contents

Year 2 – Quarter 2

Understanding the Curriculum	7
Syllabus.....	11
Quarter Overview	13
Topical Lesson: December 1, 2024 – New Testament Flyover	15
Lesson 1: December 8, 2024 – God has a plan for Mary and Joseph.....	23
Lesson 2: December 15, 2024 – Jesus is born.....	31
Topical Lesson: December 22, 2024 – Jesus is worthy of our worship	39
Lesson 3: December 29, 2024 – God protects Jesus from King Herod.....	47
Lesson 4: January 5, 2025 – Jesus does not sin	55
Lesson 5: January 12, 2025 – Jesus teaches about worry	63
Lesson 6: January 19, 2025 – Jesus teaches about the wise and foolish builders.....	73
Lesson 7: January 26, 2025 – The centurion believes in Jesus	81
Lesson 8: February 2, 2025 – Jesus loves people and wants them to know Him	89
Lesson 9: Jesus teaches the parable of the sower (not being used during this sequence)	
Lesson 10: February 9, 2025 – Jesus feeds the 5,000	97
Lesson 11: February 16, 2025 – True wisdom comes from God’s Word – Part 1	103
Lesson 12: February 23, 2025 – True wisdom comes from God’s Word – Part 2	109
Appendix	
Lesson Review Questions.....	113
On Track Map Questions – Q2	117
Pre-Service Review Game.....	119
Mission Lesson	121
Bulletin Boards	123
Bible Timeline Thumbnails	124
Worship Song List.....	125
Printable Resources.....	127
Wordless Book – Presenting the Gospel	129
Acknowledgements and Permissions	131

Understanding the curriculum

Overview

The curriculum is designed to be a FUN, ENGAGING, and EFFECTIVE way to inspire kids to know and love God. It is strategic and purposeful and considers the spiritual development of children beginning at six months of age and continuing through their transition to middle school ministry.

The curriculum was developed to teach children:

1. **The Bible:** the big picture of the Old Testament and New Testament as a whole, unified revelation of God's truth to us.
2. **The Gospel of Jesus:** salvation by grace through faith as presented throughout the entire Bible.
3. **The Basics of Christianity:** life transformation through prayer, worship, evangelism, Scripture memory, baptism, communion, tithing, fellowship, serving, missions, etc. (complete list, by age, available in the On Track Map).

Preschool Lessons are based on a KNOW RIGHT → THINK RIGHT → DO RIGHT → FEEL RIGHT structure

Know Right:	A key passage from Scripture – 2 Timothy 2:15
Think Right:	A key Scripture verse to meditate on during the week – Psalm 1:2
Do Right:	The challenge to live God's Word – James 1:22
Feel Right:	The result of applying the lesson and having a biblical worldview rather than a secular worldview – Psalm 23

Leaders

Each class typically has three leaders: Lead Teacher, Discover Time Leader, and Shepherd.

LEADER TIPS

All leaders remain with their class throughout the entire morning, engaging with children and assisting as needed.

Smaller classes may combine the DT Leader and Shepherd positions.

Lead Teacher: Responsible for teaching a solid Bible lesson that captures the children's attention and creates spiritual growth by following the curriculum, as well as providing leadership of the children and other volunteers throughout the morning.

Discover Time Leader: Responsible for leading a 15-minute educational, energetic, and interactive Discover Time activity as stated in the curriculum.

Shepherd: Responsible for encouraging and coaching children throughout the morning, including connecting children with friends and helping first-time visitors feel welcome.

Preschool Program Overview

The program for preschool children is made up of six components:

1. Pre-Service Review Game
2. Large Group Opening Time
3. Bible Lesson
4. Discover Time
5. Know Right Review Activity
6. Think Right Review Activity

These pieces all tightly connect to produce an environment of Total Time Teaching where every minute matters and children are engaged in learning the main point of the lesson or an On Track Map objective.

SUGGESTED SCHEDULE

:-20	Volunteers ready and prepared to welcome children as they arrive
:-15	Pre-Service Review Game
:00	Large Group Time
:15	Bible Lesson
:35	Discover Time
:50	Know Right Review Activity
:60	Think Right Review Activity
:65	Parents pick up children

Pre-Service Review Game

LEADER TIPS

Leaders who are not welcoming children as they enter should assist and encourage all children during the pre-game.

Make sure visitors feel welcomed and match them up with a new friend from your class.

The pre-service review game is designed to be a fun way to review previous lessons and topics from the On Track Map. It makes the most of that time when children are trickling in, and it is the first thing the parents see!

The pre-service review game instructions are found in the appendix.

Large Group Time

Large Group Time is designed to:

- Introduce the concept of tithing and provide children with the opportunity to give
- Introduce the lesson of the day through music and puppets
- Teach children the Top 12 Verses

LEADER TIPS

During worship through music, encourage children to be respectful and participate by doing the hand motions and/or just standing out of respect. Leaders should prevent and correct any disruptive behavior.

Bible Lesson

The Bible lesson is a teacher-led, classroom experience that brings the Bible to life for children. The Gospel is woven into every lesson. There is a Scripture outline to help guide the lesson:

Section heading: This is for the teacher's information only (not dialogue).

Read: Scripture to read out loud to the class from your Bible.

Recap: After reading the portion of Scripture, take time to explain what it means. The "recap" often asks a question, defines key words, or restates the big picture of what you read at a child's level.

Paraphrase: This means you do not need to read it straight from the Bible (due to time, length of verses, or it is covering a difficult topic that needs to be made more child friendly). Please do not read the paraphrased text to your class directly from the curriculum.

Suggested steps for preparing your Bible lesson:

1. Pray for God's direction and leading. Also spend time praying for your children by name.
2. Read the Scripture from your Bible and highlight key points. This curriculum is developed on the foundation of God's Word and the teaching of His truth by the Holy Spirit. It is critical that all leaders read the Scripture passage before reading the Bible Lesson Outline. Curriculum may contain errors, but the Bible is inerrant.
3. Read the review questions for the lesson.
4. Read the curriculum.
5. Plan your lesson.
6. Make your lesson come alive with props, pictures, or actions, utilizing the creative ideas in the curriculum.
7. Practice the lesson so you can bring the Bible to life with excitement in your voice and good eye contact with your children.
8. Teachers should always have their Bibles open during the entire lesson, so children know the account is coming from the Bible. Due to a limited amount of time and the value we place on teaching children that the narratives come directly from the Bible, please do not read the lesson from a Bible storybook.

Discover Time

Discover Time (DT) activities are simple, non-competitive activities designed to engage and challenge children through hands-on learning. The preschool DT reinforces the main point of the Bible lesson. Occasionally, the DT activity will be used to make a "memorable picture" of the Bible lesson for children such as the feel, smell, or taste of something in the Bible narrative.

LEADER TIPS

Make sure that you understand in advance how the DT connects to the lesson and how the activity is going to work. If you are unsure, contact your ministry leader. And remember, lead with enthusiasm; DTs are an exciting part of the morning for the kids!

Know Right and Think Right Activities

Each lesson concludes with simple Know Right and Think Right activities. The Know Right activity reviews the content that was taught. The Think Right activity, which reviews the Scripture verse, is led by the DT Leader and/or Shepherd as children are dismissed, while the Lead Teacher hands out Tracker Jr. and connects with the parents.

LEADER TIP

Reword review questions, turn them into True/False questions or offer multiple choice answers to better suit the age level of the class. The goal is to review and reinforce understanding.

Classroom Resources

The following teaching tools are provided in the classroom:

- Bible Timeline
- Wordless Book
- Top 12 verses
- *Coaching Kids for Salvation* cards
- *Believe it or Not?* booklets
- *I Believe* bookmarks
- *Now What?* booklets
- Old and New Testament books of the Bible posters
- Feel Right poster

Tracker Jr.

Tracker Jr. is our colorful, kid-friendly take-home paper for families of preschool children. It is an important way that we partner with parents. It educates them about what their child is learning and challenges them to apply the lesson in their home throughout the week. After completing the family challenge activity, children can return the coupon on the Tracker Jr. for a small prize.

Preschool Syllabus

Year 2 – Quarter 2

Topical Lesson: December 1, 2024 – New Testament Flyover

Know Right: Jesus is real, alive, and powerful.
Think Right: John 14:6 (Top 12)
Do Right: I will trust that Jesus is real, alive, and powerful.
Feel Right: I can feel confident that Jesus is real and is alive.

Lesson 1: December 8, 2024

Matthew 1:18-25

Know Right: God has a plan for Mary and Joseph.
Think Right: John 3:16 (Top 12)
Do Right: I will wait patiently for God's plan for my life.
Feel Right: I can feel happy knowing God has a plan for my life.

Lesson 2: December 15, 2024

Luke 2:1-20

Know Right: Jesus is born.
Think Right: John 3:16 (Top 12)
Do Right: I will celebrate God's gift of our Savior, Jesus.
Feel Right: I can feel joyful when I celebrate God's gift of our Savior, Jesus.

Topical Lesson: December 22, 2024 – Jesus is worthy of our worship

Know Right: Jesus is worthy of our worship.
Think Right: John 14:6 (Top 12)
Do Right: I will worship Jesus.
Feel Right: I can feel joyful when I worship Jesus.

Lesson 3: December 29, 2024

Matthew 2

Know Right: God protects Jesus from King Herod.
Think Right: John 3:16 (Top 12)
Do Right: I will believe that Jesus can save me from my sin.
Feel Right: I can feel safe knowing Jesus can save me from my sin.

Lesson 4: January 5, 2025

Matthew 4:1-17

Know Right: Jesus does not sin.
Think Right: John 3:16 (Top 12)
Do Right: I will say "no" to sin.
Feel Right: I can feel victorious when I say "no" to sin.

Lesson 5: January 12, 2025

Matthew 6:25-34

Know Right: Jesus teaches about worry.
Think Right: Acts 16:31 (Top 12)
Do Right: I will not worry, but instead I will trust God.
Feel Right: I can feel peaceful when I trust God.

Lesson 6: January 19, 2025

Matthew 7:24-29

Know Right: Jesus teaches about the wise and foolish builders.
Think Right: Acts 16:31 (Top 12)
Do Right: I will put Jesus first.
Feel Right: I can feel wise when I put Jesus first.

Lesson 7: January 26, 2025

Matthew 8:5-13

Know Right: The centurion believes in Jesus.
Think Right: Acts 16:31 (Top 12)
Do Right: I will believe in Jesus.
Feel Right: I can feel calm (peaceful) when I believe in Jesus.

Lesson 8: February 2, 2025

Matthew 9:35 – 10:4

Know Right: Jesus loves people and wants them to know Him.
Think Right: Acts 16:31 (Top 12)
Do Right: I will tell people about Jesus.
Feel Right: I can feel excited when I tell people about Jesus.

Lesson 9: *(this lesson is not being used during this sequence)*

Matthew 13:1-23

Know Right: ~~Jesus teaches the parable of the sower.~~
Think Right: ~~Acts 16:31 (Top 12)~~
Do Right: ~~I will grow with Jesus.~~
Feel Right: ~~I can feel smart when I grow with Jesus.~~

Lesson 10: February 9, 2025

Matthew 14:13-21

Know Right: Jesus feeds the 5,000.
Think Right: Acts 16:31 (Top 12)
Do Right: I will depend on Jesus to take care of me.
Feel Right: I can feel loved knowing Jesus takes care of me.

Lesson 11: February 16, 2025

Review Day – Part 1

Know Right: True wisdom comes from God's Word.
Think Right: John 3:16 and Acts 16:31 (Top 12)
Do Right: I will remember God's Word.
Feel Right: I can feel wise when I remember God's Word.

Lesson 12: February 23, 2025

Review Day – Part 2

Know Right: True wisdom comes from God's Word.
Think Right: John 3:16 and Acts 16:31 (Top 12)
Do Right: I will remember God's Word.
Feel Right: I can feel wise when I remember God's Word.

Quarter Overview

Year 2 – Quarter 2

Our journey through the Bible continues as we soar 1,400 years forward in time. The Israelites are living in their promised land of Canaan, now the country of Israel, where many generations have come and gone. They have continued to experience the glory and power of God, as well as His divine wrath. Some have walked in great faith, while most have walked in disobedience.

As the book of Hebrews tells us, those who walked in faith “were commended for their faith, yet none of them received what had been promised. God had planned something better for us so that only together with us would they be made perfect.” (Hebrews 11:39-40)

Now the Israelites, while under the rule of the Roman Empire, are about to witness the event that split time in two and changed the world forever.

Our walk with Jesus through Matthew begins by looking back through Israel’s history. We recognize many heroes of our faith in the genealogy of Jesus’ earthly father, Joseph. As God promised through the ages, we find that Jesus was indeed a descendant of King David – a prophecy fulfilled. More importantly, we learn that Jesus is God’s gift to us, born to a virgin named Mary and sent by God to save us from our sin. This miracle from God was another prophecy fulfilled and proof that God has an incredible plan for His people.

When Jesus was born, God spoke again through His angel to some shepherds tending their sheep in the fields. The news was the greatest in history: the Savior of the world had been born in Bethlehem! When they heard what the angels proclaimed, the shepherds hurried to see the tiny Savior, and when they had seen Him, they celebrated and told others the Good News. For how could they not? We have the same Good News, so this season let’s celebrate God’s gift of our Savior, Jesus.

The miracle of Jesus’ birth was not welcomed by everyone. Although Magi from the east came to find and worship the Savior of the world, King Herod issued an order that all boys two years old and under be killed. But, as we’ve learned in the past, nothing can ruin God’s plan! God sent Jesus to Egypt to escape evil King Herod – another prophecy fulfilled. We witness how God protected His Son, Jesus, so He could grow up to save us from our sin.

As we wander into the desert, we find that Jesus was tempted by Satan during His forty-day-and-night fast. Just as Jesus conquered every one of Satan’s enticements with Scripture, we too must learn to say “no” to sin.

One specific temptation Jesus taught His followers to resist was the temptation to worry. While the daily issues the followers of Jesus dealt with may be different from our own, the same basic principle from Jesus' famous Sermon on the Mount is true for all people, over all time: God is faithful, and His plan can be trusted. His followers have no need to worry. If we trust that His teachings are true, we will want to follow them. Then, no matter what is going on around us, we will know with certainty that He is in control, He loves us, and He will provide exactly what we need – though not necessarily what we want – at exactly the right time, according to His great plan. We can learn from this lesson that we should not worry, and instead we should trust God.

We find we have a choice to make when we learn from the wise and foolish builders. We can build our lives on the shifting sand of this world, and be destined for destruction, or we can build our lives on the Rock, the truth of God's Word, that will help us remain safe and secure. Jesus is our Rock, and our house will stand firm when He is our foundation and when we put Jesus first.

Jesus wants us to have faith in Him, believing even when we can't see. Once, long ago, a Roman centurion counted on Jesus when he was in need, and Jesus rewarded his great faith from afar. Jesus wants us to believe in Him, like the centurion; the question is, will you believe in Jesus?

When we have come to know Jesus and have faith in Him, we understand that those who don't are lost, they have no hope, and are destined to eternal punishment. Yes, "the workers are few", but because Jesus loves people and wants them to know Him, we should live our lives telling people about Jesus.

(Lesson 9 is not being used during this sequence) ~~The parable of the sower depicts the important truth that people have a choice to grow with Jesus. Will people allow God's Word to penetrate their lives? Will the difficult times they experience be a reason for them to turn away from the truth? Will the temptations of this world cause them to become stagnant and wilt? Or will they make the choice to become productive for His Kingdom? Will we choose to grow with Jesus?~~

Once we get to know Jesus, we understand that we should rely on Him to meet all our needs. Jesus fed the 5,000 with five loaves of bread and two fish. Whether He provides what's needed for our daily existence or helps us through our major struggles in life, we should always remember that Jesus cares for us. We can depend on Jesus to take care of us.

This is our Jesus. He is the promised Messiah for whom the Israelites were waiting. He is the one who loves us so much that He took our punishment so that we might be saved. As we walk with Him through the book of Matthew, let's meditate on His Word and marvel at His wonders so that through each lesson we might become more like Him.

On Track Map – December 1, 2024

Topical Lesson: New Testament Flyover

Know Right:	Jesus is real, alive, and powerful.
Think Right:	“Jesus answered, ‘I am the way and the truth and the life. No one comes to the Father except through me.’” John 14:6 (Top 12)
Do Right:	I will trust that Jesus is real, alive, and powerful.
Feel Right:	I can feel confident that Jesus is real and is alive.

GET READY!

It’s amazing to know that Jesus is real, alive, and powerful. His life, death, and resurrection are real events that actually happened. He is God the Son, and it’s incredible to think that He knows each of us and wants to have a personal relationship with us. His grace saves us and sustains us. Let’s commit to pursuing Jesus and spending time with Him, not out of duty but out of reference, awe, and love.

Pray: Pray Psalm 119:129-133 over your children. Ask God to do something amazing in their lives as they seek after Jesus.

Read: Review the books of Luke and Acts to get an overview of the NT timeline.

Know Right: Jesus is real, alive, and powerful

GET SET!

Lead Teacher’s Notes:

- This lesson can be shortened or lengthened based on the number of props and time allotted for the lesson.
- This is a very fast-paced lesson. Use a highlighter to mark key points in your curriculum, and use your timeline to guide you as you share a “big picture flyover” of the NT timeline.
- You should spend around one minute on each point of the lesson.

Creative Ideas for the Bible Lesson:

1. Use timeline pictures from specific lessons and hang on a clothesline as you teach. (see appendix)
2. In advance, create a comic strip board with pictures from specific lessons. Then, as you teach, add in the details and/or color to specific objects or people.
3. Cover specific pictures on your classroom Bible timeline with paper. As you teach the lesson, reveal them at the proper time.

GO!

Pre-Service Review Game

Worship Leaders will lead children in a review game. Game details are in the appendix.

Large Group Opening Time

Offering: We are going to worship God right now by giving our money. When we give our money to God at church, it will be used to tell other people about Jesus *(or insert a specific way your church will use the offering)*.

Think Right verse: *We recommend reviewing the Think Right verse from the current quarter, rather than the Think Right verse from this lesson.*

Read the verse from the Bible and then demonstrate the actions. Repeat the verse several times while saying it in a loud voice, a quiet voice, and while jumping up and down.

Transition: *You will need to develop a transition based on song choice.*

Song 1: *Song of your choice*

Puppet Skit: Tracker wants to learn about Jesus!

Props: *Tracker should be wearing reading glasses and have a Bible attached to his hand; the Worship Leader also needs a Bible.*

WL: Tracker...Tracker...Tracker?

T: *(come up slowly)* What... do... ya.... need?

WL: Tracker, we wanted to say 'hi' to you.

T: *Oh...hi! (quickly leave)*

WL: Wait. Tracker, where are you going? We have been waiting all week to talk with you.

T: *(come up slowly)* I...am...busy.

WL: Busy doing what?

T: *I have my comfy chair, my softest blankie, my reading glasses, a chocolate chip cookie, and a little glass of milk all set up for me, cuz TODAY I'm gonna read the WHOLE New Testament!*

WL: What?! Tracker, that is a lot of pages to read in one day. And I thought you were just learning to read the other day.

T: *Well...that's true. I am just learnin' to read, but I really, really, really wanna learn more about Jesus.*

WL: I've got an idea. Why don't we teach you about the whole New Testament today in class.

T: What???? No way!!!!

WL: Yes! Do you think you are ready to learn? Kids, are you ready to learn?

T: Yes, yes, yes...I wanna learn!!!!

WL: Great, let's sing one more song and then we'll fly over the New Testament in class.

T: Yay!!! Bye, kids! I'm gonna go grab my Bible. See ya later!

Transition: *You will need to develop a transition based on song choice.*

Song 2: *Song of your choice*

Pray

Bible Lesson Introduction

Pray: *Have a youth leader open the class in prayer, serving as a role model that children can learn from.*

Find It: There are two sections of the Bible. There is the Old Testament, which is the first part of the Bible. And there is the New Testament, which is the second part near the end of the Bible. Does anyone know where we learn about Jesus being born? (NT) We are going to be learning about Jesus in the New Testament today.

Timeline: *Point to the New Testament portion of the timeline to show where you are learning from today.*

Introduction to the Bible Lesson:

Preschoolers, we have been learning about the Israelites in the Old Testament. Today we are going to move ahead in our Bibles to the New Testament. We will be going from here (*point to the OT timeline*) to here (*point to the NT timeline*). The Israelites were living in the place God promised them, which is now called Israel. Some of the people had obeyed God and stayed close to Him, but most had been disobedient and chosen to sin over and over again. That's sad. *Have children make a sad face.*

At this time, the Israelites were about to hear about and meet the promised Savior, who they had been waiting for a long, long, long, long time. His name is Jesus. Who is Jesus? Was Jesus real and powerful, and is He still alive today? (Yes!) Let's learn about when Jesus was born and what happened as He grew up.

Scripture Outline

Jesus is born (Bible timeline picture: Jesus is born)



Paraphrase of Luke 2:8-11:

People were waiting a very, very, very long time for this promised Savior. God promised the people way back in the Old Testament (*point back to Adam and Eve on the timeline*) that He would send a Savior, someone to rescue people from sin. God said He would do it, and He did! God always keeps His promises. The shepherds ran to Bethlehem and there, lying in a manger, was a real, living baby. His name was Jesus, and He was God the Son. *Have children pretend to rock a baby.*

Jesus grows up (Bible timeline picture: Jesus at the temple)



Read Luke 2:41-42

Recap and paraphrase of Luke 2:43-47: Jesus was a real, regular kid. When He was 12 years old, He was at the temple listening to the teachers and asking questions. Let's count to 12 as we clap. When Jesus grew up, He lived a regular life doing chores, working, and having parents just like us, but He never sinned. He always perfectly did what God the Father wanted.

Jesus is caring (Bible timeline picture: Jesus cares for the people)



Read Luke 4:38b-39

Recap: Jesus loved, taught, and cared for people. He listened to them, talked with them, and when they were sick, He healed them. Wouldn't it be amazing to be in the crowds of people and actually hear Jesus teaching? Or, if you were sick, wouldn't it be amazing to feel the hand of Jesus touching you and then watching your body become healthy? Jesus really cared for people. He is real, alive, and powerful.

Jesus teaches (Bible timeline picture: Jesus teaches)



Paraphrase of Luke 15-18:

Jesus wanted everyone to know about His Father, God. He taught people through parables or stories that would help people believe and grow to be more like Him. What color in the Wordless Book reminds us to grow and learn God's Word? (Green) Can you see anything in our classroom that is green? Point to it.

Celebrate Jesus (Bible timeline picture: Holy Week – Triumphal Entry)



Read Luke 19:37-38

Recap: When Jesus entered Jerusalem, the people were happy and praised Him. They sang, waved palm branches, and shouted with joy. *Have children cheer.* But there was a group of people who were not happy. *Have children make a mean face.* They hated Jesus and didn't believe He was the promised Savior that God sent. They tried to trick Jesus, and eventually they lied about Him. This led to a group of people wanting to kill Him.

Jesus dies for our sin

Paraphrase of Luke 22-23:

Their evil plan was successful. People believed them and made fun of and laughed at Jesus. The Roman soldiers took Jesus and nailed Him to the cross and then Jesus died. Jesus never sinned. He didn't deserve to die; it wasn't fair. But...His death on the cross was God's way to rescue us from sin and death.

Resurrection (Bible timeline picture: Jesus' death and resurrection)



Paraphrase of Luke 24:1-12:

Did Jesus stay dead? (No!) On the third day, Jesus came back to life! We can read in the Bible that many people saw Him, He ate food, He talked, and He walked around. He did this for 40 days, and then He went to heaven. (Acts 1) This means He went up to heaven as His disciples watched. Jesus was alive then, and He is still real, alive, and powerful today!

The Church Age (Bible timeline picture: The Church begins)



Paraphrase of Acts 2:

After Jesus left, the early church began. The church was a group of people who believed in Jesus. The church served others and taught many about Jesus. They were a family, and they loved each other and took care of each other.

Stephen (Bible timeline picture: Stephen, the first martyr)



Paraphrase of Acts 6:8 – 7:60:

Stephen was part of the church, and he courageously told others about Jesus. He was not ashamed to tell the truth of the Good News of Jesus. Some people were excited about what Stephen said, and others became very angry at him. They threw stones at him and killed him. What happened to Stephen was wrong, but, even at the end of his life, he prayed for the people who hated him, including a man named Saul.

Paul (Bible timeline picture: Saul to Paul - conversion)



Paraphrase of Acts 9:

God answered Stephen's prayer, and God revealed Himself to Saul with a bright light. After hearing the Good News of Jesus, Saul's whole life changed. Instead of wanting to hurt Christians, he became a Christian who wanted to tell others about Jesus! *Have children cheer.* Saul's name was changed to Paul. Paul believed that Jesus was real, alive, and powerful.

Return of Christ (Bible timeline picture: Revelation - Jesus will return)



Paraphrase of John 14:3:

Our last picture shows Jesus coming back! Jesus is alive, and He is coming back and will take those who believe in Him to heaven. This will be an amazing day! We don't know the year, day, or time, but we can read in the Bible about this incredible day!

Conclusion

Jesus was a real human – He had a body just like ours, He ate food, He talked with people, and He died on the cross. He is so powerful – He healed people, He rose again from the dead, and He is coming back.

Do Right and Feel Right

How does it make you feel to know that Jesus is real, alive, and powerful? *Refer to the Feel Right poster.* Jesus is amazing, but have you ever talked with Jesus? What would you talk about? For those who have never talked with Him, maybe you need to start off and tell Him you want Him to save you from your sins and be the leader of your life. This is a big deal. Just think about how God changed Saul to Paul after he encountered Jesus. Jesus can change you, too! For those who have made this decision, do you talk to Him in prayer? Do you worship Him as you sing? This is how you grow in your relationship with Him. This week let's think of practical ways we can grow in our relationship with Jesus.

Review Questions: What did we discover today?

1. Do we learn about the life of Jesus in the Old Testament or the New Testament? (NT)
2. Jesus was born as a tiny _____. (Baby)
3. Jesus was a boy and grew up to become a _____. (Man)
4. Was Jesus alive just like me and you? (Yes)
5. Did Jesus ever sin? (No)
6. Did Jesus heal people? (Yes)
7. Is Jesus real, alive, and powerful? (Yes)

Discover Time

Transition to Discover Time: Jesus is REAL (*hands over heart*), ALIVE (*hands up*) and POWERFUL (*make muscles*). Repeat many times. Let's go have some fun as we continue to think about how Jesus is REAL, ALIVE, and POWERFUL!

Do Right: I will trust that Jesus is real, alive, and powerful.

Goal: To remind children that Jesus is real, alive, and powerful.

Location: Large open space

Supplies:

- Create three stations:
 - Station 1: Props to represent that Jesus was a **REAL** baby (baby in a manger)
 - Station 2: Props to represent that Jesus ate food and wore clothes when He was **ALIVE** on this earth (clothes and food, like fish and bread)
 - Station 3: Prop to represent that Jesus is **POWERFUL** and had victory over death and rose again (cross)

Instructions for the DT Leader:

1. Children will stand in the middle of the room as you show them the three stations and review the hand motion for each station (*see Transition to Discover Time for the hand motions*).
2. You (the DT Leader) will say, “Jesus is _____ (*insert REAL, ALIVE, or POWERFUL*).” Children will run to that station and do the hand motion to match the word.
3. Repeat many times, having children run to the different stations.

Classroom Review Time

Lead Teachers ~ Connecting the DT to the Lesson: We learned today, from the New Testament, that Jesus is real, alive, and powerful. *Have children do the actions.* Do you know that even today, Jesus is real, alive, and powerful? He loves you very much, He listens to you, and He wants to help you and care for you your whole lives.

Reviewing the Know Right:

Supplies:

- Velcro dots or painter’s tape
- New Testament timeline pictures (from the lesson); place on the floor in a circle with space between each picture; place Velcro dots or small pieces of painter’s tape next to each picture
- Fun worship music
- Optional: stickers

Instructions:

1. Play worship music as children hop through the New Testament (on the dots or tape).
2. Stop the music every 30 to 45 seconds and have children freeze.
3. Play “I Spy”. Say, “I spy Jesus in a manger.” Whoever is standing next to the manger wins! They can either help stop the music or they can earn a sticker.
4. Repeat many times, selecting different timeline pictures.

Think Right Activity while waiting for parents:

Supplies:

- Wordless Book Matching Game (one set for each table) (see appendix)

Instructions:

1. Play the Wordless Book Matching Game in small groups.
2. When two colors are matched, have the child share what the colors remind them of.

Lesson 1 – December 8, 2024

Matthew 1:18-25

Know Right:	God has a plan for Mary and Joseph.
Think Right:	“For God so loved the world that He gave His one and only Son, that whoever believes in Him shall not perish but have eternal life.” John 3:16 (Top 12)
Do Right:	I will wait patiently for God’s plan for my life.
Feel Right:	I can feel happy knowing God has a plan for my life.

GET READY!

Has God ever asked you to do something that made you feel uncomfortable or even scared? God often invites us into uncomfortable situations as part of His bigger plan and uses these situations to show us His mighty love and power. How incredible that God included Mary to be part of His big plan to bring our Savior, His Son, into the world! Like Mary, we can feel happy knowing that God has a perfect plan for our lives.

Pray: Pray that the children in your class will understand the true meaning of Christmas. Also pray for their parents, that they will keep “Christ” as the center of their Christmas season.

Read: Matthew 1:18-25

Know Right: God has a plan for Mary and Joseph

Our walk with Jesus through Matthew begins by looking back through Israel’s history. We recognize many heroes of our faith in the genealogy of Jesus’ earthly father, Joseph. As God promised through the ages, we find that Jesus was indeed a descendant of King David – a prophecy fulfilled. More importantly, we learn that Jesus is God’s gift to us, born to a virgin named Mary and sent by God to save us from our sin. This miracle from God was another prophecy fulfilled and proof that God has an incredible plan for His people.

GET SET!

Lead Teacher's Notes:

- As we begin the second quarter, expect children to sit still and listen to the full Bible lesson. They should also know to bow their heads, close their eyes, and fold their hands when you open your Bible lesson with prayer. For first time visitors, this may be a new concept. Shepherds and DT Leaders should sit by new children to assist them as needed.
- How do you keep preschoolers focused during a lesson? Know your lesson and only use an outline as you teach. Use large props in your classrooms and occasionally have children repeat key phrases, to grab their attention.
- If a child is beginning to lose their focus, use their name in an illustration to capture their attention back into the lesson.
- Change your tone of voice or talk loud and then quiet. Don't rush the lesson; create suspense, so children are eager to hear the climax of the lesson.

Creative Ideas for the Bible Lesson:

1. Use three different solid-colored gift bags to pull out specific props (see lesson for prop ideas). Bring a baby picture of yourself. *This idea is written into the lesson.*
2. Use a flannel board to teach the lesson.

GO!

Pre-Service Review Game

Worship Leaders will lead children in a review game. Game details are in the appendix.

Large Group Opening Time

Offering: We are going to worship God right now by giving some of our money. When we give our money to God, our church will use it to tell others about Jesus. *Or insert a specific way your church will use the offering.* Let's joyfully give our money now.

Think Right verse: John 3:16

Have children listen carefully as you read the verse from your Bible. Wow, this verse teaches us that God loves us! *Review the actions for the verse.* Let's see if we can all say John 3:16 together. Follow me as we do the actions.

"For God (point up) so loved (hands over heart) the world (hands circled above head) that He gave His one (pointer finger) and only Son (point to the palm of each hand), that whoever believes (point to head) in Him (point up) shall not perish (shake finger and head) but have eternal life (thumbs up)." John 3:16

Transition: You did such a good job saying John 3:16, why don't we sing it?

Song 1: "John 3:16"

Puppet Skit: Cami learns about God's plan

Props: Nativity set (set it up on the puppet stage before class)

C: (pops up – she's very happy) Good mornin'!

WL: Good morning, Cami! Are you excited for Christmas?

C: You bet! Wow! That nativity set is so awesome! I got a nativity set at home, too. It's super special, and it's brand new!

WL: It sure is neat, isn't it, boys and girls?

C: I just love it! I love the sheep an' the cow an' the angel an' of course the little baby Jesus! I love babies! My dad put together our nativity set. It took a long, long time!

WL: What did your dad have to do to put together your nativity set, Cami?

C: Well, he had a big 'ol book of plans. He had to follow the pictures to put all the pieces in the right spots. He had to be real careful!

W: Did you watch your dad follow the plan?

C: Yeah! It took forever, but I waited an' waited, so I could see it all done. It's so pretty!

WL: I bet your dad loved having you with him while he followed the plan to put it together.

C: Uh-huh! It makes me happy to be with my dad, and now we have a cool nativity set at our house!

WL: Cami, did you know that God has a plan, too? Just like your dad followed a plan for the nativity set, God has a plan for each of us. We can wait patiently for His plan, just like you waited for your dad to finish.

C: Wow... that is really cool! I think I know some of God's plan. My dad read it to me yesterday from his Bible. Was part of God's plan to send Jesus as a tiny baby?

WL: Yes, you're right, Cami. Jesus is the best part of God's big plan. We're going to learn more about that today!

C: That's awesome! Thanks, _____! I better get goin'. Have fun, everybody! *(look at WL and children)* Merry Christmas!

WL: Merry Christmas, Cami! Bye.

Transition: This reminds me of a special Christmas song called "Away in a Manger".

Song 2: "Away in a Manger"

Pray

Bible Lesson Introduction

Pray: Who do we talk to when we pray? (God) Does God really hear us? (Yes) Because we are praying to the one true God, we will bow our heads to show respect, and fold our hands, so we are not tempted to touch someone else, and close our eyes, so we can really think about what we are saying.

Find It: There are two sections of the Bible. They are called Testaments. Can you say that with me? Test-a-ments. There is the Old Testament, which is the first part of the Bible (*show in your Bible*), and there is the New Testament, which is the back half, near the end of the Bible (*show in your Bible*). Today we are going to learn about Jesus in the New Testament.

Timeline: Where do you think the Old Testament is on our timeline? *Have children point.* Today we are going to be talking about the New Testament. Where on the timeline is the New Testament? *Have children point.*

Introduction to the Bible Lesson:

Today we are going to learn about someone very special. His name is Jesus. Can anyone tell me something special about Jesus? (He died for our sins, He lives in heaven, He loves us, etc.) This reminds me of the Wordless Book. Let's review the Wordless Book. *Take time to explain that Jesus was perfect, He died for each child in your classroom, and He rose again.*

Today we're going to learn about what happened before Jesus was born as a little baby. Do you like to look at baby pictures? *Hold up a picture of yourself as a baby.* This is what I looked like as a baby. Do you have baby pictures at home? Did you know that Jesus was once a baby, too?

I am going to open my Bible to the book of Matthew, where it tells about what happened before Jesus was born as a little baby. *Open your Bible to the book of Matthew. Have the children repeat the word Matthew. Show children the word Matthew in your Bible.*

Scripture Outline: Matthew 1:18-25

Bag 1 – Mary and Joseph

Slowly open the bag to bring suspense and excitement. Pull out Mary and Joseph (from a nativity set).

Jesus has parents

Paraphrase of Matthew 1:18-19:

We learn from the Bible that Jesus had a mother, and her name was Mary. Jesus' earthly father's name was Joseph. Both Joseph and Mary loved and obeyed God. Do you love and obey God? *Have children smile and/or clap if they love and obey God.*

God had a very special plan for Mary and Joseph.

Bag 2 – Angel

Slowly open the bag and pull out the angel.

An angel appears

Paraphrase of Matthew 1:20:

While Joseph was sleeping (*have the class pretend they are sleeping on the floor*), an angel from God appeared to him in a dream and told him about God's exciting plan for Mary.

Read Matthew 1:21

Recap: Wow! Could you imagine if you saw an angel? Would you be surprised if you saw an angel? *Have children sit up and make surprised faces.* The angel told Joseph to name the baby "Jesus" because He would save people from their sin. For many, many years people had been waiting for someone to come and save them from their sin. They knew that it was God's plan. Isn't it amazing to think that, before Jesus was even born, Joseph and Mary knew that Jesus would be the Savior in God's plan who would save people from their sin?

What does that mean? Does anyone remember the dark page of the Wordless Book? What does it remind us of? (Sin) What is sin? (Anything we think, say, or do that is against God) This means that when we are sassy or mean to our sister or brother or we disobey our parents it is called sin. Why do we need to be saved from the punishment of our sin? (So we can be part of God's family and some day go to heaven) Jesus was going to do something very important for us, and it was all part of God's plan.

Skip Matthew 1:22-23

Bag 3 – A special sparkly sign that says "Jesus"

Slowly open the bag and pull out the sign.

His name is Jesus

Paraphrase of Matthew 1:24:

Joseph woke up from his dream and knew that he should name the baby Jesus. Why? (Because He would save people from their sin) He was ready to obey God's plan.

Mary and Joseph waited, and just like God planned, when it was the right time, Mary had her baby. They obeyed God's plan and named Him "Jesus." We'll learn about the birth of Jesus next week! You won't want to miss it!

Skip Matthew 1:25a

Read Matthew 1:25b

Recap: Does anyone know 1 John 4:10, “God loves us and sent His Son.” Do you know who the “Son” is? (It’s Jesus!) Do you know John 3:16? Let’s say it together. Say *John 3:16 with the children*. This verse is also talking about Jesus.

Conclusion

God’s big plan is still important today. His plan is still for Jesus to be our Savior. God loves you very much and sent Jesus as part of His very special plan to save us from our sin. Jesus is God’s only perfect Son. Wait, this reminds me of our verse. Let’s all stand and say John 3:16 again. *Have children stand and say John 3:16*. God gave us Jesus. He came to earth as a baby, and He grew up just like you and me. He played games, He ate lunch, and He went to bed at night. But there was one thing Jesus didn’t do; He never sinned. He never told a lie, or cheated, or was sassy to His parents. Wow, that is amazing! Because Jesus was perfect, when He was older, He chose to take the punishment for your sin and my sin, by dying on the cross. *Hold up the red page of the Wordless Book*. He didn’t stay dead; He rose again and is alive. This is why at Christmas we can celebrate His birth, His death, and how He lives today and forever! This is all part of God’s plan!

Do Right and Feel Right

Can you remember this week to tell others why you celebrate Christmas? Maybe you can make a Christmas card to tell others about the true meaning of Christmas or make a birthday cake for Jesus. When you celebrate Jesus and remember God’s amazing plan, you can have the best and most exciting Christmas ever.

Review Questions: What did we discover today?

1. What were the names of Jesus’ mother and earthly father? (Mary and Joseph)
2. What does the name Jesus mean? He will save His people from their _____. (Sin)
3. What is a sin? (Anything we think, say, or do that is against God)
4. Is Jesus God’s gift to us? (Yes!)
5. How can you celebrate Jesus this Christmas at home?

Discover Time

Transition to Discover Time: I'm sure when Jesus was a boy, He would go for walks. Let's go for a walk to our Discover Time today and recite John 3:16 as we walk in a straight line (one behind the other).

Do Right: I will wait patiently for God's plan for my life.

Goal: To give children an opportunity to follow a plan.

Location A: Play-Doh® Station

Supplies:

- Cardstock with "Jesus" in bubble letters (see appendix) Optional: laminate cardstock if using more than once.
- Five different colors of Play-Doh (enough for each child to use)

Instructions for the DT Leader:

1. Hand out activity sheets to each child and tell them that it says "Jesus." Remind them that God's big plan was to send Jesus to save us from our sins.
2. Tell children that they need to follow your plan to fill in each letter with a different color of Play-Doh.
3. Begin by telling the children to pick up the first color (DT Leader's choice) and fill in the letter "J."
4. Repeat with each letter, picking a new color for each letter. Remind children frequently to follow your plan.

Location B: LEGO® Station

Supplies:

- LEGO bricks sorted by color
- Buckets (one per color of LEGO bricks; place each color of LEGO bricks in a separate bucket)
- Green LEGO boards (one per child)

Instructions for the DT Leader:

1. Tell children that you have a plan to help them build a colorful tower. Remind them that today we learned about God's big plan – to send Jesus to save us from our sins.
2. Hand out the green LEGO boards. Tell children that they need to follow your plan to build a colorful tower, and at the end, everyone's tower will look exactly the same if they all follow your plan.
3. Tell children which color to place first on their board, and let them run to the bucket, retrieve that LEGO block, and place it on their board. Continue this process, rotating through the colors, until each child has an identical tower. Frequently remind students to follow your plan.
4. At the end of the activity, have children take apart their towers and return the blocks to the correct buckets, seeing how fast they can complete the task.

Classroom Review Time

Lead Teachers ~ Connecting the DT to the Lesson: In our Discover Time, you followed a special plan. Do you remember what we learned about God's special plan? *Invite children to respond.* God's special plan was to send Jesus.

Reviewing the Know Right:

Supplies:

- Bags and props from the lesson

Instructions:

1. Have children sit in a "U" shape with bags sitting in front of you.
2. Select a child, who is sitting quietly, to come and place their hand in a bag.
3. Have the child try to guess what the item is before they pull it out. Try to create a feeling of suspense as children are watching. Ask questions like, "What does it feel like?" or "Is it soft or hard?"
4. When they pull it out, quickly state a few facts or ask the child questions about that prop.
5. Clap for children if they answer correctly.
6. Select another child who is sitting quietly and repeat the activity until all of the props have been reviewed.

Think Right Activity while waiting for parents:

Supplies:

- Blocks
- Song "John 3:16"

Instructions:

1. Have children pass several blocks while singing the verse.
2. Randomly pause the music and have children with a block start building a stable for baby Jesus.
3. Remind children that the "Son" in this verse is "Jesus." Occasionally ask them, "Who is the Savior in God's plan? Have children all shout, "Jesus!"
4. Repeat as time permits.

Lesson 2 – December 15, 2024

Luke 2:1-20

Know Right:	Jesus is born.
Think Right:	“For God so loved the world that He gave His one and only Son, that whoever believes in Him shall not perish but have eternal life.” John 3:16 (Top 12)
Do Right:	I will celebrate God’s gift of our Savior, Jesus.
Feel Right:	I can feel joyful when I celebrate God’s gift of our Savior, Jesus.

GET READY!

What would Christmas be like without gifts? Sad, right? But what would life be like without the greatest gift of all, our Savior, Jesus Christ? With that in mind, we can’t help but remember the significance of His arrival to the earth. Jesus, the greatest gift of all, came to save us! As we study the Scripture and the lesson, let’s ask God to help us communicate this truth clearly to our children, so they fully comprehend the true meaning of Christmas.

Pray: Pray that the children in your classroom will fully understand why we celebrate Christmas.

Read: Luke 2:1-20

Know Right: Jesus is born

When Jesus was born, God spoke again through His angel to some shepherds tending their sheep in the fields. The news was the greatest in history: the Savior of the world had been born in Bethlehem! When they heard what the angels proclaimed, the shepherds hurried to see the tiny Savior, and when they had seen Him, they celebrated and told others the Good News. For how could they not? We have the same Good News, so this season let’s celebrate God’s gift of our Savior, Jesus.

GET SET!

Lead Teacher's Notes:

- Please refer to the Children's Ministry Resource Bible: page 1189 (Lesson: The Conception and Birth of Jesus); page 1202 (The Life of Jesus); page 1279 (Lesson: Jesus' Birth Announced to the Shepherds).
- With preschoolers, you need to make sure you keep their attention – which means you must be prepared and know your lesson, so you can maintain great eye contact.
- Be intentional to use your DT Leader or Shepherd as part of the lesson.

Creative Ideas for the Bible Lesson:

1. Use a child's nativity set. Use two tables (covered with a green or brown sheet) and have Nazareth on one side (with a small house) and Bethlehem on the other side (with the stable setting). As you teach, move the people to the correct locations. Occasionally ask children the locations and people's names. Optional: Save props for next week.
2. Create a LEGO scene of the nativity and teach with LEGO bricks.
3. Create your own people out of toilet paper tubes and use them to teach the lesson.
4. Pull props from a box (ideas could include: house made from a box, gold coins, donkey, farm animals, baby wrapped in cloths, shepherds, sheep, star, angels).

GO!

Pre-Service Review Game

Worship Leaders will lead children in a review game. Game details are in the appendix.

Large Group Opening Time

Offering: We are going to joyfully worship God right now by giving. When we give our money to God, our church will use it to tell people about Jesus – God’s one and only Son. *Or insert a specific way your church will use the offering.*

Think Right verse: John 3:16

Have children listen carefully as you read the verse out of the Bible. Wow, this verse teaches us Jesus is God’s one and only perfect Son. He came to earth to save us from our sin, so we can have eternal life – that means we can live forever with God someday in heaven!! *Review the actions for the verse.* Let’s see if we can all say John 3:16 together with the actions.

“For God (point up) so loved (hands over heart) the world (hands circled above head) that He gave His one (pointer finger) and only Son (point to the palm of each hand), that whoever believes (point to head) in Him (point up) shall not perish (shake finger and head) but have eternal life (thumbs up).” John 3:16

Transition: You did such a good job saying John 3:16, why don’t we sing it?

Song 1: “John 3:16”

Puppet Skit: Let’s celebrate!

Props: Five light blue party balloons attached to Tracker’s house and a birthday hat

WL: *(to the children)* I wonder why there are so many blue balloons around Tracker’s house today. Let’s call Tracker. *(WL and children call for Tracker)*

T: *(pop up and wave to the audience)* Hi, everyone! Hey, it’s time to party!

WL: I love to have parties! What are we going to celebrate? Is it your birthday?

T: No silly...we are going to celebrate Jesus!

WL: I love Jesus so much!

T: So do I. Do you know why they call Him “Jesus”?

WL: Why, Tracker?

T: When God sent Jesus as a baby, God knew Jesus would save people from their sin.

WL: Wow, that's amazing!

T: He is like a SUPER, SUPER, SUPER, SUPER, SUPERHERO!!!!

WL: Yes, anyone willing to take the punishment for our sin is a superhero.

T: That's why I want to celebrate. At Christmas time, we celebrate that Jesus came to earth as a baby, a baby boy! *(point to the blue balloons)*

WL: That's a great idea!

T: At this party, we are going to read our Bible to learn more about Jesus and worship Him by singing songs.

WL: Kids, doesn't that sound like fun?

T: OHHHHHHHHH....I CAN'T WAIT! *(start jumping up and down)*

WL: What is your favorite song?

T: Well...I like lots of songs about Jesus...but the one I want to sing today is "Jump for Joy"!!! Jesus makes me super joyful. Hey kids, stand up. *(pause)* Okay, now let's jump up and down and yell, "I love You, Jesus!!!"

WL: *(jump up and down)* I love You, Jesus!

T: Wasn't that fun? Now let's all sing "Jump for Joy" as we celebrate Jesus!

Song 2: "Jump for Joy"

Pray

Bible Lesson Introduction

Pray: *Praying out loud is one way to help preschoolers learn to pray in a public setting and develop their spiritual leadership skills. When asking a child to pray, you may want to verbally outline the prayer for them before they pray. Example: "Can you pray that God will teach us something new from our Bible lesson today?" This may take time, so don't give up. Remember, you are training children to become spiritual champions.*

Find It: Our lesson comes from the book of Luke, which is in the New Testament of the Bible. *Open your Bible to Luke and show it to the class.* Let's say the books of the NT up to Luke: Matthew, Mark, Luke.

Timeline: Point to the Bible timeline and have children point to the beginning of the New Testament.

Introduction to the Bible Lesson:

God's angel told Joseph that Mary would have a Son, and Joseph should name Him 'Jesus' because He would save His people from their sin. God would be Jesus' real father, but Joseph would be Jesus' earthly father. Joseph and Mary lived in a town called Nazareth. Let's find out what happened to them.

Scripture Outline: Luke 2:1-20

A census is taken

Paraphrase of Luke 2:1-3:

The king of the Romans told everyone to go to their hometown, so they could count everyone. *Count the children in your classroom.* They also wanted the people to pay money, called taxes, to the important people in Rome (government).

Joseph and Mary go to Bethlehem

Paraphrase of Luke 2:4:

Mary was about to have her baby. Before she had her baby, she needed to go to Bethlehem, her hometown, with Joseph to be counted and to pay their money (taxes). This was going to be a long and uncomfortable trip for her, but they had to go. Guess what happened when they were in Bethlehem...

The baby is coming!

Read Luke 2:5-6

Recap: Oh, no! The baby was ready to be born. Where would they have this very special baby? This baby was going to be so important. There was no room for Mary and Joseph in the inn. The only place that Joseph and Mary could find to spend the night was a stable – like a barn – where the animals were kept. Let's all make animal noises. *Have children make animal noises.* Do you think this would be the best place for the baby to be born?

Jesus is born

Read Luke 2:7

Recap: That's where Jesus was born – in a place where animals lived! Mary wrapped baby Jesus in cloths and put Him in a manger. What is a manger? (A manger is a food box for animals to eat out of) An animal food box isn't a place for a baby, is it? But, in just a minute, you'll find out how God used this as a clue, so some other important people could find Jesus! Let's keep reading.

God's angel tells the shepherds about Jesus

Read Luke 2:8-12

Recap: Can you imagine what it would have been like to be the shepherds in the field? The angel told them the greatest news ever. The shepherds had been waiting and waiting and waiting for the big announcement, just like everyone else, that Jesus was going to be born. This was the best news ever! The Savior of the world had been born. The angel gave the shepherds a sign to know who the baby was: He was wrapped in cloths, and He was lying in a manger. The manger was the clue!

The angels sing

Read Luke 2:13-14

Recap: A large group of angels said words of praise to God! *Have children say "Hallelujah!"* This was the greatest thing that would ever happen in the history of

the world! Jesus, the Son of God, was born! He would one day die in your place and mine, so we can have the choice to live forever with Him in heaven. Let's find out what the shepherds did after they heard this Good News!

The shepherds see Jesus!

Read Luke 2:15-16

Recap: What would you do? Those shepherds ran to see the Savior of the world! *Have children stand up and run in place.* They ran to see the Son of God! That must have been so amazing! Guess what they did then...

The shepherds tell others about Jesus

Paraphrase of Luke 2:17-20:

The shepherds were so excited they started telling everyone about Jesus. They knew He was God's Son, and that He came to save us all from our sin. Jesus is the greatest gift ever given! He is the reason we celebrate Christmas. The shepherds wanted to tell everyone about Jesus. They ran out to tell others about Jesus' birth. People who heard what they said were amazed!

Conclusion

It was true – there was a baby wrapped in cloths lying in a manger. The shepherds went to see baby Jesus, then they told others the Good News about Him.

Do Right and Feel Right

What about you? Will you celebrate Jesus? When I celebrate, I love to tell others about Jesus. I can do this with my Wordless Book. *Review the Wordless Book, if time permits.* It makes me feel happy knowing that my friends have heard about Jesus, so they can celebrate Him, too.

Review Questions: What did we discover today?

1. Did Mary and Joseph travel to Bethlehem or Egypt? (Bethlehem)
2. Why did Mary and Joseph have to go to a stable instead of an inn? (There was no room for them in the inn)
3. What happened to Mary after they arrived in Bethlehem? (Her baby, Jesus, was born)
4. How did Mary care for Jesus after He was born? (She wrapped Him in cloths and laid Him in a manger)
5. Who did the angels visit in the fields? (Shepherds)
6. Did the shepherds find baby Jesus lying in a manger or a crib? (In a manger)
7. What did the shepherds do after they found baby Jesus? (They told people about Him)
8. Why did God send His Son, Jesus, to be born? (To save His people from their sin)

Discover Time

Transition to Discover Time: Do you think you could be like the shepherds and tell others that Jesus was born? Let's walk to our Discover Time and tell everyone that we see that Jesus is born!

Do Right: I will celebrate God's gift of our Savior, Jesus.

Goal: To coach children to know and share the Wordless Book.

Location A: LEGO Station

Supplies:

- Cardstock with "JESUS" printed in block letters; each letter will be a color of the Wordless Book (one per child) (see appendix)
- Celebration worship music

Instructions for the DT Leader:

1. Children will be challenged to match Wordless Book-colored LEGO bricks to fill in the letters on their activity sheet, as they listen to celebration music.
2. As children fill in the letters, leaders should encourage and remind them to celebrate Jesus!

Location B: Sand Station

Supplies:

- Small cardstock circles or plastic chips in Wordless Book colors (fifteen of each color)
- Wordless Book-colored buckets
- Optional: Wordless Book-colored plastic plates or streamers (hang over the sand so it looks like a celebration area)
- Celebration worship music

Setup instructions: Hide the plastic chips or circles in the sand before children arrive.

Instructions for the DT Leader:

1. When children arrive, have them work together to find all the chips as the celebration music plays.
2. Instruct children to place chips in the matching-colored buckets.
3. As children find the colors, celebrate and ask them what the Wordless Book color means.
4. When the colors have all been found, review the Wordless Book with them.
5. Explain to children that the Wordless Book is a great way to tell others about Jesus.

Optional: Give children a small Wordless Book to play a hiding game at home with their family.

Classroom Review Time

Lead Teachers ~ Connecting the DT to the Lesson: The shepherds celebrated Jesus. Can you celebrate Jesus? What are some ways you can celebrate Jesus? Where can we tell people about Jesus? *Have children think through their daily schedule from morning to night.*

Reviewing the Know Right:

Supplies:

- Christmas tree wall chart (see appendix)
- Circle stickers or Christmas themed stickers

Instructions:

1. Ask the Lesson Review Questions.
2. When a child answers correctly, they can add a sticker to the Christmas tree.
3. Repeat several times, so children can confidently answer the questions.

Think Right Activity while waiting for parents:

Supplies:

- Wordless Book Bingo cards (one per child) (see appendix*)
 - *Note: The printable resource includes six different cards (each card has the title “BINGO” in a different color), which all have the same 16 images, but in a different order. Make sure you print all six options and distribute different cards to each child, so they don’t all get bingo at the same time.
- Wordless Book Bingo leader cards (see appendix)
- A small cup of cereal for each child or chips/tokens (to use as bingo markers) – *check for allergies*

Instructions:

1. Have children sit at tables with a leader. Each child will need a bingo card and a cup of cereal or chips/tokens.
2. The leader will randomly select a leader card and hold it up for the children to match on their bingo card using a piece of cereal or a chip/token.
3. Whenever you hold up the gold card, recite John 3:16. Remind them that gold stands for heaven and God’s love.
4. Throughout the activity, remind children that they can use the Wordless Book to tell others about Jesus, just like the shepherds did.
5. When one child gets four in a row, they should call out “Bingo!” At this time, allow all children to eat the cereal on their bingo card.
6. Repeat as time permits.

On Track Map – December 22, 2024

Topical Lesson: Jesus is worthy of our worship

Know Right:	Jesus is worthy of our worship.
Think Right:	“Jesus answered, ‘I am the way and the truth and the life. No one comes to the Father except through Me.’” John 14:6 (Top 12)
Do Right:	I will worship Jesus.
Feel Right:	I can feel joyful when I worship Jesus.

GET READY!

There are so many opportunities to worship God during the Christmas season! As we prepare to serve, let's take time to worship the one true God who sent His only Son to be the Savior of the world.

Pray: Pray that each child in your class will gain a greater understanding of Jesus and make a personal decision to truly worship Him for their whole life.

Read: Acts 16:31, Matthew 2:1-2, Luke 11:1

Know Right: Jesus is worthy of our worship

GET SET!

Lead Teacher's Notes:

- Please refer to the Children's Ministry Resource Bible: page 711 (Teaching students to Worship).
- Excellent book: Teaching Kids Authentic Worship by Kathleen Chapman

Creative Ideas for the Lesson:

Creative ideas are written into the lesson below.

GO!

Pre-Service Review Game

Worship Leaders will lead children in a review game. Game details are in the appendix.

Large Group Opening Time

Offering: Why do we bring money to church and place it in our offering basket? We do this so others can learn more about Jesus, both here at our church and around the world. When we give, we should be happy and excited knowing others will learn about Jesus. *Or insert a specific way your church will use the offering.*

Think Right verse: *We recommend reviewing the Think Right verse from the current quarter, rather than the Think Right verse from this lesson.*

Read the verse from the Bible and then demonstrate the actions. Repeat the verse several times while saying it in a loud voice, a quiet voice, and while jumping up and down.

Transition: *You will need to develop a transition based on song choice.*

Song 1: *Song of your choice*

Puppet Skit: Day of Awesomeness!

T: I can't wait...I can't wait...I'm so excited.

WL: Whoa, Tracker. Can you slow down, for just a minute, so you can tell me what you're so excited about?

T: I'm so excited to learn even more about Jesus. I know at Christmas we celebrate Jesus being born in a stable, but today we get to learn more incredible awesome things about Him.

WL: Sounds like a huge day of awesomeness!!!

T: Yes...Jesus IS awesome. I think we should call today the "Day of Awwwwwesome!" Hey kids, say that with me. *(have kids say it with Tracker)*

WL: Tracker, what does awwwwwesome even mean?

T: "Awwwwwesome" means that someone or something is extremely, super-de-duper, firework explosion GRRRRRREAT!

WL: Well, that sure does describe Jesus! Today, we are going to talk about why He is so awwwwwesome, and why we should worship Him.

T: Teacher, I forgot to eat breakfast, so before our day of awwwwwesomeness starts, can I quick go eat a peanut butter and jelly sandwich and drink some chocolate milk?

WL: You sure can! You will need all your energy to keep up with our exciting day.

T: Sounds good! I'll be right back and ready to learn. See ya kids!

WL: *(to the children)* Wow, are you ready for a day of awwwwwesomeness? Let's sing a song that helps us think about Jesus.

Transition: *You will need to develop a transition based on song choice.*

Song 2: *Song of your choice that refers to Jesus*

Pray

Bible Lesson Introduction

Pray: *When you pray out loud, you are modeling to preschoolers how to pray. Today, take time to model how to worship God while you pray. Sample: "Dear Heavenly Father, You are the best and only God. You created all things. You are caring, loving, and perfect. In Jesus' name, Amen." (Notice this prayer was all about God, and not us. This is true authentic worship.)*

Find It: Today, we are going to learn about worshiping Jesus. Do we learn about Jesus being born and His life on earth in the Old Testament or New Testament? (NT)

Timeline: *Have children point to different pictures on the timeline from the life of Jesus. Highlight how great and awwwwwesome Jesus is.*

Introduction to the Bible Lesson:

Before we start, let's review what we know about Jesus. If you know the answer, put your hand on your head.

1. Was baby Jesus' mother Mary or Sarah? (Mary)
2. Did Jesus come to save people from their sin? (Yes)
3. Who told Joseph that Mary was going to have a baby – an angel or a shepherd? (An angel)
4. Who came to worship Jesus – wise men or soldiers? (Wise men)

Our Jesus is awwwwwesome! Everyone say, "Jesus is AWWWWWESOME!" *Have everyone clap and cheer.*

At Christmas, we think about when our awwwwwesome Jesus was born as a baby, and we celebrate His birthday. Can you imagine if on your birthday, your family would take out all of your baby pictures and only talk about you as a baby? That would be kind of silly! During Christmas, people often do the same thing with Jesus' birthday, they only think about Him being a baby. This Christmas, let's remember that Jesus was a baby, but He is also so much more! When I think about Jesus when He was a baby, when He walked on this earth, and who He is now, I want to worship Him.

Wait! What does "worship" mean? It means "to give my full attention to Him by telling Him how awwwwwesome He is." Let's learn more about Jesus.

Lesson Outline

Jesus is the Savior

Props: Jar 1 with clear water, jar 2 with clear water that you will add black food coloring to, and a red cross that can rest between the two jars.

Did you know that Jesus is our Savior? That's a big word. What does Savior mean? (A Savior is someone who saves people) Jesus saves people from their sin. Jesus saved me from my sin, and He can save you from your sin, too. That is pretty awwwwwesome. This reminds me of our Wordless Book.

Teacher Tip: We will be using several Top 12 verses to describe our Savior. Encourage children to recite the verses, as you talk through this section.

Read Acts 16:31

Recap: This verse tells us that if we believe in Jesus, He will save us from our sin. At Christmas, we learn about Jesus as a baby, but He did grow up. He was a kid, just like you, but the one thing that made Him different was that He never sinned. He never had a bad attitude, He was never mean, He never cared more about Himself than other people, and He never disobeyed His parents. Can you imagine never sinning? *Show clean water in jar 1.*

In our Bible, God talks about how we have all sinned. What is sin? (Anything we think, say, or do that is against God) *Add black food coloring to jar 2.* Wow, this black sin is ruining the clean water. Sin separates us from God. God can't be near sin. What verse reminds us that we are sinners? (**Romans 3:23**: "For all have sinned and fall short of the glory of God") *Separate the two jars.*

God loves us, and He created a perfect place for us to live forever. This place is called heaven. What is not in heaven? (Sin) The punishment of sin is that we cannot go to heaven, but God sent Jesus to take the punishment for our sin. *Show red cross and place between the two jars.* What verse says that someone had to die to take the punishment for our sin? (**Hebrews 9:22b**: "...and without the shedding of blood there is no forgiveness.") When Jesus died for our sin, He became the Savior for us. Only He can save us from our sin.

Acts 16:31 specifically teaches us that Jesus is the Savior of the world! ("Believe in the Lord Jesus, and you will be saved – you and your household.") He came for the children in Ethiopia, China, Venezuela, and the USA. He came to be the Savior for the world. He can save us from our sin, so we can have a relationship with God and go to heaven some day. But, we have to tell Jesus that we want Him to be our Savior. We have to choose to say "Yes" to Jesus.

Isn't Jesus awwwwwesome?

Jesus is the King of Kings

Prop: Choose one: gold paper, crown, or jar of water with yellow food dye or gold glitter

Read Matthew 2:1-2

Recap: Jesus is also called the King. *Show gold prop.* When we think about Christmas, we often think of a small baby who was called a King. Wow, that is pretty awwwwwwwesome! Jesus is called the King because He is very important! He is in charge, and He knows all things. We can worship Jesus because He is the King.

Jesus is the Teacher

Prop: Choose one: green paper, green apple, or jar of water with green food dye

Read Luke 11:1

Recap: Jesus was also a Teacher. He taught the disciples how to pray and so much more. Why? Because He wanted them to do things God's way. Jesus loved to see people believe in the one true God. Jesus knew if people would do things God's way, their lives would be filled with really good things like joy and peace. Jesus can still teach you today through the Bible. When you read your Bible, you can continue to grow. That reminds me of a verse! (**2 Peter 3:18a**: "But grow in the grace and knowledge of our Lord and Savior Jesus Christ")

Conclusion

There are many words that describe Jesus. Isn't Jesus awwwwwwwesome? Close your eyes and think about how Jesus is our Savior, King, and Teacher. Our Jesus is awwwwwwwesome.

Do Right and Feel Right

Do you think you can remember that Jesus is awwwwwwwesome all week long? Maybe, when you are singing Christmas songs, you can think about Jesus and how great He is. Or you could tell others that Jesus is awwwwwwwesome this week when you are at preschool or shopping with your parents. When you do this, you can feel joyful and happy as you worship Him.

Review Questions: What did we discover today?

1. Can Jesus save us from our sin? (Yes)
2. Is Jesus a King or a soldier? (King)
3. Does Jesus teach us through the Bible? (Yes)
4. Is Jesus awwwwwwwesome? (Yes!)
5. Who can you tell about Jesus this week?

Discover Time

Transition to Discover Time: Have children line up to go to Discover Time. As they walk, occasionally say, “Freeze.” When everyone is frozen, say, “Jesus is _____!” (awwwwwwesome)

Do Right: I will worship Jesus.

Goal: To allow children to worship Jesus and review the true meaning of Christmas.

Option 1

Supplies:

- Round or “J” shaped cutout cookies (“J” stands for Jesus)
- Frosting
- Sprinkles
- Plastic knives
- Popular Christmas worship music, so children are able to sing along

Instructions for the DT Leader:

1. **Say:** Jesus is so awesome and amazing, let’s cheer for Him now. (Challenge children to cheer loudly!) We are going to worship Jesus by decorating a cookie as we listen to music and sing along.
2. Help children frost their cookie and add sprinkles while listening to music.
3. When children are finished frosting their cookies, pray for the snack and allow children to eat their cookie.
4. As children eat their cookies, encourage them to worship Jesus by singing along. Leaders should set a good example by singing along, too!
5. Remind children throughout the activity of how great Jesus is.

Option 2

Supplies:

- Musical Instruments
- Bright colorful poster board signs with “Jesus is awesome!!” written on them
- Paint stir sticks to attach to signs

Instructions for the DT Leader:

1. Children will create a Christmas parade to worship Jesus.
2. Have children march through your children’s ministry space celebrating Jesus. (Be sensitive to the quiet areas of your facility.)

Classroom Review Time

Lead Teachers ~ Connecting the DT to the Lesson: You did a wonderful job worshipping and celebrating Jesus. We can tell Jesus He is awesome before we go to bed, at church, or when we play.

Reviewing the Know Right:

Supplies:

- Play-Doh (one tub for each leader)

Instructions:

1. Have children sit in a circle (or small groups at tables).
2. Take one tub of Play-Doh and form an object, as you talk about how great our God is.
3. **Say:** I'm going to see if you remember why Jesus is awwwwsome! I'll help you guess by making some different things with Play-Doh.
4. Begin molding a cross and talk about how Jesus is our Savior. After children guess the word "Savior", have children shout out, "Jesus is awesome!"
5. Next, form a Bible to represent Jesus the Teacher. Talk about how He taught His disciples good news about God, and how we can still learn today from Jesus by reading our Bible. After children guess the word "Teacher", have children shout out, "Jesus is awesome!"
6. Then form a crown to represent Jesus as our King. Talk about how important He is, and how we should worship Him. After children guess the word "King", have children shout out, "Jesus is awesome!"
7. Pray with the children and tell Jesus how awesome He is. Have children fold their hands, bow their heads, and close their eyes.

Think Right Activity while waiting for parents:

Supplies:

- Dry beans in plastic containers (to make shaker instruments)
- Additional instruments
- Worship music

Instructions:

1. Say: We can worship Jesus through music. It's not about the music; it's all about Who we think about while we sing. Our minds should be thinking about our awesome Jesus!
2. Have children worship while standing in a circle.
3. As the music plays, have some children play instruments while others sing. Occasionally stop the song and pass the instruments. Repeat many times.
4. Occasionally stop and ask children who we should be thinking about when we worship. (Jesus)

Lesson 3 – December 29, 2024

Matthew 2

Know Right:	God protects Jesus from King Herod.
Think Right:	“For God so loved the world that He gave His one and only Son, that whoever believes in Him shall not perish but have eternal life.” John 3:16 (Top 12)
Do Right:	I will believe that Jesus can save me from my sin.
Feel Right:	I can feel safe knowing Jesus can save me from my sin.

GET READY!

This week we will learn about how God protected Jesus from King Herod. It was all part of God's plan for Jesus to rescue us! As children of God, rescued from sin, we can feel safe – for eternity! Let's thank God for His deliverance.

Pray: Pray that your children will understand how God protects them both physically and spiritually.

Read: Matthew 2

Know Right: God protects Jesus from King Herod

The miracle of Jesus' birth was not welcomed by everyone. Although Magi from the east came to find and worship the Savior of the world, King Herod issued an order that all boys two years old and under be killed. But, as we've learned in the past, nothing can ruin God's plan! God sent Jesus to Egypt to escape evil King Herod – another prophecy fulfilled. We witness how God protected His Son, Jesus, so He could grow up to save us from our sin.

GET SET!

Lead Teacher's Notes:

- God protects us from the penalty of our sin. He saves us and allows us to have a personal relationship with Him.
- Remind children of the basic sitting rules and how to answer questions. Set boundaries and clear expectations for learning.
- To help children remain focused, try a few of these wiggle busters:
 - Have children repeat key words or phrases from your lesson with a hand motion to match.
 - Ask them to make facial expressions on how they would feel if they were King Herod, Joseph, or Mary.
 - Have children switch from sitting pretzel style to a different position for part of the lesson.

Creative Idea for the Bible Lesson:

Pull props from a treasure chest to illustrate the lesson (Bible, star, baby Jesus, crown, gold, frankincense, myrrh). Creativity is always encouraged, and extra items can be added to your treasure chest to enhance the lesson. *This idea is written into the lesson.*

GO!

Pre-Service Review Game

Worship Leaders will lead children in a review game. Game details are in the appendix.

Large Group Opening Time

Offering: We are going to worship God right now by giving some of our money that God has given us. When we give our money to God at church, it will be used to tell other people about Jesus this Christmas season! Let's give thanks for all God has given us (prayer) and joyfully give our money now.

Think Right verse: John 3:16

Have children listen carefully as you read the verse from your Bible before you have them try it. We want them to know that it comes directly from the Word of God. Optional: Pause a few times as you read it, and have children tell you the next word.

Do you remember this verse from last week? This verse teaches us that God sent His Son. What is His Son's name? (Jesus) He sent His Son into the world to save us from our sin. This was a very special gift for us! Let's see if we can memorize the full verse. Follow me as we do the actions.

"For God (point up) so loved (hands over heart) the world (hands circled above head) that He gave His one (pointer finger) and only Son (point to the palm of each hand), that whoever believes (point to head) in Him (point up) shall not perish (shake finger and head) but have eternal life (thumbs up)." John 3:16

Transition: Jesus is God's Son. Do you remember where Jesus was born? He was born in Bethlehem. The shepherds found him lying in a manger. Let's sing "Away in a Manger"!

Song 1: "Away in a Manger"

Puppet Skit: God will take care of me

Prop: a small stuffed camel would be perfect, but otherwise a human baby doll is fine

WL: Well, Cami, I see you are here again.

C: Aren'tcha glad to see me?

WL: Of course we are! We just haven't seen Tracker in a while...

C: Oh, Tracker will be back next week. I wanted to come show ya my brand spankin' new baby doll! It was an early Christmas present from Gramma Camelback. Isn't she so adorable?

WL: I don't know. I've never seen Grandma Camelback.

C: Not Gramma Camelback – my baby doll! Her name is CeCe, an' I'm gonna take care of her, an' love her, an' make sure she always stays safe – cuz' I love her! She's my little CeCe *(to the doll – like she's talking to a baby)* – aren't you? Aren't you my little CeCe?

WL: I'm glad you are going to take good care of your doll, Cami. Just like your mom and dad take care of you, huh?

C: Well, I'll probably do a better job than them, but they are okay, too.

WL: Of course they are! They make sure you have a place to live, a bed to sleep in, food to eat...they do their best to protect you and keep you safe.

C: Yeah, I guess so.

WL: And they are doing the very best thing to protect you...

C: What?

WL: They are making sure you are learning all about your biggest protector of all!

C: Who, the policeman? We did go to the police station an' I got to meet a policeman...

WL: Yes, police are important, but this is someone who can protect you better than all the police officers in the world!

C: *(confused)* Who is it, Superman?

WL: No, silly! It's God! God created you and loves you. He loves you so much He sent Jesus here to earth to save you from your sin – and sin is what we really need protection from!

C: I never thought of that. So, God loves me an' can protect me like I love and protect CeCe?

WL: Yeah – and even more than you can because God is, well, God! He is in charge of everything in the whole universe!

C: That's pretty cool. I'm sure glad God loves me and can protect me!

WL: Me, too! Well, you take good care of CeCe, ok?

C: You got'er, otter! I'm gonna go put CeCe's nice new jammies on – it's time for her nap. I'll see ya later!

WL: Okay, Cami, see you later!

Transition: Do you know that God loves you, and He can protect you, too? That makes me want to jump for joy!

Song 2: “Jump for Joy”

Pray

Bible Lesson Introduction

Pray: *When you pray out loud, you are modeling to preschoolers how to pray. Expect children to be quiet before you begin the first words in your prayer.*

Find It: There are two sections of the Bible. They are called Testaments. Can you say that with me? Testaments. There is the Old Testament, which is the first part of the Bible (*show in your Bible*), and there is the New Testament, which is the back half, near the end of the Bible (*show in your Bible*). Today we are going to learn about Jesus in the New Testament in the book of Matthew.

Timeline: Today we are going to hear more about the birth of baby Jesus in the NT. *Point to the Bible timeline. To make your lesson interactive, have children point to the correct location of the timeline when you repeat OT or NT several times.*

Introduction to the Bible Lesson:

Do you remember learning about baby Jesus? Jesus had two parents. Do you remember their names? (Mary and Joseph) Does anyone remember what Jesus’ name means? *Have children fill in the blank as you read the answer.* “He will save His people from their _____ (sin).” *Hold up the Wordless Book and highlight the dark, red, and clean pages.* Jesus came to save us from our sin. What is sin? (Anything we think, say, or do that is against God; like being sassy, lying, hitting others, etc.)

Today we are going to hear what happened to Jesus after He was born. *Hold up your treasure chest and pull out your Bible.* I love my Bible! Everything in it is a treasure to me. Let’s discover what is in this treasure chest as we hear our Bible lesson.

Scripture Outline: Matthew 2

Wise men follow the star

Paraphrase of Matthew 2:1-2:

In the Bible, God tells us that some very special people went to see and worship Jesus after He was born. Who were these men? They were called wise men. These men were very important, smart, and wise.

How did they know Jesus had been born? (They knew because God provided a bright star they could see and follow) They knew if they followed the star, they would find Jesus! *Pull out a bright star out of your treasure chest and place it in front of you.*

King Herod

Paraphrase of Matthew 2:3-8:

Baby Jesus was far away, so the wise men had to walk a long way. *A leader should lead the children around the room carrying the bright star. Have children pretend they are wise men, following the star around your room one time. Have children sit down and then clap with excitement because they are going to see Jesus!*

As the wise men were traveling, they stopped in Jerusalem to find out where baby Jesus had been born. *Open the treasure chest and pull out the crown.* There was a king there whose name was King Herod. *Have a leader put on the crown and say, "Stop!"* This king was not a good king. He was a bad king who did not love Jesus, and he wanted to hurt Jesus! *Have children make a sad face.*

But don't worry, God will protect Jesus. *Have children clap.*

Wise men worship Jesus

Paraphrase of Matthew 2:9:

The wise men kept following the star, until it stopped right over the place where Jesus was.

Read Matthew 2:10

Have children clap with excitement!

Paraphrase of Matthew 2:11:

They saw Jesus with his mother, Mary. *Gently hold the baby from the treasure chest.* The wise men bowed down and worshiped Jesus. Kids, would you be excited to see Jesus? What would you do if you were one of the wise men and you saw Jesus for the very first time?

The wise men opened their treasures and gave gifts to Jesus. What kind of gifts? *Pull each gift from your treasure box as you talk about it; allow children to smell and feel the objects.* In the Bible, it says the gifts were gold, frankincense, and myrrh. These were valuable and special gifts to honor the most important king of all, Jesus!

God protects

Paraphrase of Matthew 2:12-23:

Do you remember that King Herod wanted to hurt Jesus? Before the wise men left, God gave them a special dream. In the dream, He told them not to go near King Herod when they traveled back home, so they went a different way. An angel of God also told Mary and Joseph to take Jesus to a safe place where the bad king could not find Him. God protected Jesus by sending an angel to tell them this news.

Conclusion

Wow, Jesus must be very important if the wise men came to visit Him, and they brought such expensive gifts! God knew that Jesus had a very important purpose, so He kept Jesus safe.

Do Right and Feel Right

Do you remember the verse we are learning? (John 3:16) *Have children say the verse.* Remember, God loves us, which is why He sent His Son, Jesus, to save us from our sin. He protects us from the punishment of our sin. This is another great reason why we worship God and celebrate Jesus at Christmas.

Review Questions: What did we discover today?

1. Who went to worship baby Jesus? (The wise men)
2. What did the wise men follow in the sky? (A star)
3. Was King Herod a good king or a bad king? (A bad king)
4. Did King Herod love Jesus? (No)
5. What did the wise men give Jesus? (Gifts)
6. God protected Jesus from the bad king. Can God protect you? (Yes!)

Discover Time

Transition to Discover Time: As we walk to Discover Time, let's follow the star like the wise men. Who were the wise men going to see? (Jesus) What does the name Jesus mean? (He will save His people from their sin)

Do Right: I will believe that Jesus can save me from my sin.

Goal: To reinforce the Bible Lesson.

Location A: Sand Station

Supplies:

- 30 little white gift boxes – 10 filled with gold items or coins, 10 filled with frankincense (something that smells like pine and citrus/lemon, similar to rosemary), and 10 filled with myrrh (something that smells like black licorice); dig small holes and hide in the sand and/or hide around the sand; for larger classes, increase the number of small gifts and add in additional space to hide them
- Empty treasure chest (place in the middle of the sand)
- Optional: stickers

Instructions for the DT Leader:

1. Say: Today in our Bible lesson we learned about some men called wise men. These men brought gifts to baby Jesus. It looks like the wise men need our help gathering the gifts to bring to Jesus. Some of the gifts smell good and some of them look good. Let's collect the gifts in and around the sand and place them in our treasure chest. When you find a gift, you can look inside the box and then place the box in the treasure chest.
2. If you have bonus time, have children add stickers to the treasure box to make the gift look extra special.

Alternate DT for the Sand Station:**Supplies:**

- Water (to make sand damp)
- Buckets
- Shovels
- Jumbo craft sticks with faces written on them to represent Mary, Joseph, baby Jesus, the shepherds, and the wise men (or use empty toilet paper tubes, wooden clothespins, etc.)
- Cotton balls (to represent sheep)
- A large construction paper star attached to a yardstick (place in the center of the sand)
- Alternate option for people and animals: Use the figurines from plastic nativity sets and extra animals from farm playsets.

Instructions:

1. Have children recreate the setting of Jesus' birth, including the rolling hills of Bethlehem, the buildings, the star, etc. You can choose to have children work individually, in small groups, or as one large group.
2. As they are building, talk about the lessons from the last few weeks and how God sent Jesus to save us from our sin.

Location B: Mission Station – *The Mission Lesson is in the appendix.*

Classroom Review Time

Lead Teachers ~ Connecting the DT to the Lesson:

Sand Station: What did you do in Discover Time today? *Allow children to share.* We're going to have some fun as we review our lesson about the wise men visiting baby Jesus.

Note: If your DT was in the Mission Station, please develop a connection to the Bible lesson.

Reviewing the Know Right:

Supplies:

- Treasure chest with props from the lesson (have a leader quickly hide the props before the children enter the room)

Instructions:

1. Have children sit on the floor in a "U-shape" and explain that there are a few things hidden in our classroom from our Bible lesson.
2. Challenge the children to help find the items and put them in order on the floor.
3. Once all the items are found, review the lesson.

Think Right Activity while waiting for parents:

Supplies:

- Painter's tape
- Song "John 3:16"

Set up instructions: Use painter's tape to create a zig-zag line that circles around the complete floor of the room.

Instructions:

1. Say: God loved and protected Jesus from King Herod. He also loves and will protect you. Our Bible verse tells us that God loves us and sent His Son, Jesus, to save us from our sin.
2. Have children sing along to "John 3:16" as they walk on the line.
3. When the music stops, children should stop walking and say the verse with actions.
4. Repeat as time permits.

Lesson 4 – January 5, 2025

Matthew 4:1-17

Know Right:	Jesus does not sin.
Think Right:	“For God so loved the world that He gave His one and only Son, that whoever believes in Him shall not perish but have eternal life.” John 3:16 (Top 12)
Do Right:	I will say “no” to sin.
Feel Right:	I can feel victorious when I say “no” to sin.

GET READY!

This is a great lesson to remind us how important it is to teach children the Word of God. If you have memorized Scripture, you can probably think of times when God has brought it to mind to help you through difficulties in life. What an amazing tool God has provided us with! This week let’s inspire our children to see the value of hiding God’s Word in their hearts.

Pray: Ask God to give the children in your class minds that are quick to memorize and recall the Word of God. Pray for children who have sat in your class in the past, that they will recall Scripture and use it in times of temptation.

Read: Matthew 4:1-17

Know Right: Jesus does not sin

As we wander into the desert, we find that Jesus was tempted by Satan during His forty-day-and-night fast. Just as Jesus conquered every one of Satan’s enticements with Scripture, we too must learn to say “no” to sin.

GET SET!

Lead Teacher’s Notes:

- Do you recognize what an honor it is to teach children the Word of God? Praise God for allowing you to serve Him this week.
- Pray Proverbs 2:1-11 for your children before you begin to prepare your lesson.
- Personal study tip: When tempted, Jesus always used God’s Word. Jesus didn’t use His thoughts, feelings, or opinions. This is why we challenge children to memorize God’s Word accurately. Never compromise or view the “Think Right” verse as an extra item in your curriculum. It is a critical part of training children to say “No” to sin and follow Jesus!

Creative Ideas for the Bible Lesson:

1. Bring props to enhance the lesson. As you teach, pull items from a box to reinforce key points. Items could include things such as sand, a little water, stones, bread, toys, and the Wordless Book.
2. Create a big sign that says, “No!” and hold it up during the lesson at appropriate times.
3. Use a flannel board with a desert and Jesus.

GO!

Pre-Service Review Game

Worship Leaders will lead children in a review game. Game details are in the appendix.

Large Group Opening Time

Offering: We are going to worship God right now by giving some of our money that God has given us. When we give our money to God at church, it will be used to teach other people about Jesus and how to love and follow Him! Let’s give thanks for all God has given us (prayer) and joyfully give our money now.

Think Right verse: John 3:16

Today is our last week learning John 3:16. Let’s see how confidently we can say this verse together.

“For God (point up) so loved (hands over heart) the world (hands circled above head) that He gave His one (pointer finger) and only Son (point to the palm of each hand), that whoever believes (point to head) in Him (point up) shall not perish (shake finger and head) but have eternal life (thumbs up).” John 3:16

This is an important verse because it teaches us that God loves us and the whole world! He loves the people in Asia, Africa, Australia, Europe, North America, and South America. He loves them, and He sent His one and only Son, Jesus, to be their Savior from sin. Let’s say our verse one more time.

Transition: God’s love is like a bright light. This reminds me of one of my favorite songs.

Song 1: “This Little Light of Mine”

Puppet Skit: Tempted

WL: Hi, Tracker! I’ve got a question for you.

T: Okay!

WL: Have you ever been tempted?

T: Umm, I guess so – like when I was sick, my mom had to stick a thermometer in my mouth like this (put Tracker’s finger in his mouth as you talk and make it sound garbled – like he has a finger in his mouth) an’ then she could tell if I was tempted.

WL: I think you are talking about having a temperature, not being tempted, Tracker!

T: Oh, I gets it ... umm actually, no I don't gets it. What do ya mean, _____?

WL: Well, Tracker, do you know what sin is?

T: Sure, sin is the bad stuff we think, say, or do.

WL: Can you think of some things that are sins, Tracker?

T: Let's see... hittin' somebody, stayin' mad at somebody, not doin' what your mom tolded ya to do, takin' somethin' that isn't yours, eatin' a whole bag of Oreo cookies when my mom isn't lookin'...

WL: Yep, those are all sins. So, have you ever done any of those things?

T: Yeah, I guess so...

WL: Have you ever wanted to do some of those things, but then didn't?

T: Sure! Like the other day, Cami left her new toy (*optional: mention a specific toy that is popular with your children*) out that she got for Christmas an' I really wanted to play with it. I got one, too, but it broke when I accidentally stepped on it – so I never got to play with it!

WL: Oh, no! That's so sad, Tracker.

T: I know! Anyways, Cami tolded me just before she left to not touch it – but I really wanted to play with it an' she was gone, an' she'd never even know...

WL: Boy! It sounds like you were tempted to do something you shouldn't do.

T: I sure did wanna play with it. But then I 'membered it would be a sin to take it cuz it wasn't mine. I went an' played something else instead.

WL: That's awesome, Tracker! We will all be tempted to sin sometimes. We need to do what God wants us to do, just like you did. When we do the right thing, we beat sin! Sin isn't the winner; we are because we are on God's side! That's called being victorious. Can you say that? (*Have children repeat the word several times with Tracker.*)

T: Yeah! God helped me beat sin, so I was victorious! An' then guess what happened, _____!

WL: What?

T: Cami came home an' she felt bad that mine broke, so she said she would share her toy with me. So I gots to play with it after all!

WL: That's great, Tracker! I'm glad you didn't give in when you were tempted.

T: Me, too! Being victorious is way better! Well, I gots to get goin' now, _____. Bye!

WL: Bye, Tracker!

Transition: So, what about us? Can God help us say “no” to sin? Yes, He can because He is a BIG God!

Song 2: “My God is So Big”

Pray

Bible Lesson Introduction

Pray: *Before you begin your class, ask a child to open in prayer. Coach preschoolers in a simple prayer such as; “Dear Heavenly Father, help us learn and obey what You teach us today. We love You! In Jesus’ name, Amen.” Encourage other children to bow their heads, close their eyes, and fold their hands during the prayer out of respect towards God.*

Find It: Today we are going to open our Bible to the New Testament. We are going to look for the book of Matthew in the New Testament. Can you say “Matthew?” Matthew is the first book in the New Testament.

Timeline: When we look at the timeline, where is the NT? *Have children point to the New Testament.*

Introduction to the Bible Lesson:

Let’s see how much you remember from our previous Bible lessons. Let’s play a game. If the answer is “Yes,” put your hands on your head (or stand up). If the answer is “No,” put your hands on your knees (or sit down).

- Jesus had a mother, and her name was Mary. (Yes)
- Did the mailman visit baby Jesus? (No; the shepherds and wise men did)
- Did God put a rainbow in the sky for the wise men to follow? (No; a star)
- Did God protect baby Jesus? (Yes)
- Should you only worship God? (Yes)

Have everyone clap for doing a great job on the review.

Jesus didn’t stay a little baby; He grew up. Jesus was 3 years old, 4 years old, 5 years old, 15 years old, and He became a man. Through this whole time, Jesus never sinned. He never hit His brother, disobeyed His mom, or was sassy. He was perfect!

Are you perfect? (No) Do you know Romans 3:23? “For all have _____ (sinned).” This means we have all sinned and done things that are against God. Sometimes we are tempted to sin. Do you know what the word “tempted” means? *Talk about the Tracker skit.*

Optional Idea 1:

Let me give you an example. Pretend I have a bag of your favorite cookies sitting here, and I tell you not to eat them. You are super hungry, though, and I walk out of the room for just a few minutes. Would it be tempting for you to come up here and eat just one? (Yes) Do you realize that even though Jesus was perfect, He was tempted to sin, too?

Optional Idea 2:

Open a bag of cookies and leave the room for a moment. What did you think about when I left the room? Were you tempted to come up here and eat a cookie? *Allow children to answer.* Do you realize even though Jesus was perfect, He was tempted to sin, too?

Are you ready to hear what happens to Jesus? *Open your Bible to Matthew 4, so children are aware that this lesson comes from the Bible.*

Scripture Outline: Matthew 4:1-17

The temptation begins

Paraphrase of Matthew 4:1:

Jesus was in the desert praying and talking to God. Do you know what a desert is? A desert is a dry place where there isn't much water. He was by Himself praying and talking to God for a very long time. Not just one day or two days or three days or four days or five days. He was in the desert for forty days and nights talking to God. Wow! That's a very long time.

Jesus is a real human; He has a body just like ours

Paraphrase of Matthew 4:2:

Jesus hadn't eaten, and He was very hungry and tired. *Have children rub their tummies and yawn.*

Temptation

Paraphrase of Matthew 4:3-4:

Satan is very bad. He is the enemy of God. *Have children say, "Boo" and make a sad face.* Satan tried tempting Jesus to not focus on God. Satan told Jesus to turn some stones into bread. Remember, Jesus was very hungry.

Jesus could have done a miracle and turned the stones into bread. But Jesus chose to trust in God to provide for His needs, and He said "no" to sin. He didn't sin. He kept praying and trusting God.

Satan tried to tempt Jesus with other things. Every time he tried to tempt Jesus, Jesus thought about God and His Words, and He said "no" to sin. What about you? Do you say "no" to sin?

Real life examples for children

How good are you at saying "no" to sin? Let's see.

Your mom asks you to put away your toys. What should you do? (Obey your mom and put your toys away) What might you be tempted to do? (Ignore her or pretend you didn't hear her) When you are tempted to sin, you should think about what the Bible says in Ephesians 6:1, "Children obey your parents". You should say "no" to sin and do what is right.

Your grandpa asks you to play with your baby sister, but you are busy playing with your toys. What should you do? (Obey your grandpa and play with your sister) What might you be tempted to do? (Get mad at your grandpa or tell him you won't play with your sister) You should think about what God would say and then say "no" to sin and do what is right.

Insert other practical examples that the children in your class may experience.

But what happens when you do sin? What should you do? First, you need to ask Jesus to forgive your sin. *Share the Gospel using the Wordless Book*. But, what if you have already asked Jesus to forgive your sin, and you sin again? Then you need to tell Him you are sorry for sinning again (confess) and ask Him to help you not to do it anymore. God loves you so much. When you ask Jesus to be your Savior from sin, He forgives all your sins, and He even forgets about them!

Jesus begins His ministry

Paraphrase of Matthew 4:12-17:

Just like you are tempted to sin, Jesus was also tempted to sin. But He always said “no” to sin.

Conclusion

After Jesus was tempted, He left the desert, and He began telling other people about how to get to heaven. Make sure you come back next week, so we can learn more about Jesus from our Bible.

Do Right and Feel Right

Saying “no” to sin isn’t always easy; it’s hard work! But God will help you! Are you willing to let God help you do what is right this week? With God’s help, we can beat sin! Sin loses and we win. That’s called being victorious! We can feel victorious knowing that we are doing things God’s way.

Review Questions: What did we discover today?

1. Did Jesus ever sin? (No)
2. Where did Satan tempt Jesus – in the desert or in the jungle? (In the desert)
3. Are you ever tempted to sin? (Yes)
4. What should you say when you are tempted to sin? (No!)
5. Give examples of temptations to sin. (Not obeying, not sharing, being sassy, etc.)

Discover Time

Transition to Discover Time: As we walk to Discover Time, let’s pretend we are walking in the desert with Jesus. I think the sand is hot, so let’s walk on our tiptoes. When I say freeze, we will all say, “I will say ‘no’ to sin!”

Do Right: I will say “no” to sin.

Goal: To give children an opportunity to say “no” to sin.

Location A: Sand Station

Supplies:

- Fun sand toys
- Water (to make the sand damp)
- Bell or whistle
- A large sign that says “NO!” (see appendix) or create a sign on a poster board

Instructions for the DT Leader:

1. Allow children to play in the sand. Inform them that while they are playing you will ring a bell or blow a whistle occasionally and at that time you will ask them to share their toys with a friend.
2. Tell children in advance that they may be tempted not to share because they really like their toy.
3. Challenge preschoolers to say “no” to sin and instead to joyfully share.

Location B: Food Station

Supplies:

- Small packages of fruit snacks or other bite-sized, tempting snack items
- A large sign that says “NO!” (see appendix) or create a sign on a poster board
- A note that says not to eat the snack until all leaders are present

Note for the Lead Teacher: Typically, you should always be with your class. For this activity, however, it is important that you stay out of sight at the beginning of this DT. See instructions below.

Instructions for the DT Leader:

1. Say: Today we have a special snack. How many of you love fruit snacks? *Open a package, but do not eat.* I love the red ones...do you love the red fruit snacks? How many of you love orange ones? The green ones look so good and chewy!!! Wait, this note tells me we cannot eat our snack until all our leaders are here. I think we are missing our teacher.
2. Start handing out pre-opened snacks but remind children they cannot eat them until all the leaders are there.
3. Continue to ask children which color/flavor they like the best.
4. Say: I know you are tempted to eat your snack before our teacher arrives. How many of you are tempted because they look and smell soooo good? *Allow children to answer.* When we are tempted, what should we say? *Hold up the sign that says “No.”* You are right, our Bible teaches us that we should say “No” when we are tempted to sin and not obey. Let’s call for our teacher.
5. Have the children call out for their teacher. *The teacher should not come yet.*
6. Say: Wow, our teacher must be super busy right now. *Look at the fruit snacks and smell them again.* Are you eating your snack yet? *Have the children say “No”.* You are all so good at saying “No” to temptation, just like Jesus did in our Bible lesson. These fruit snacks are a BIG temptation for me. Are they a temptation for you? What should we say when we are tempted to disobey? (No!) Let’s say our Bible verse, John 3:16, as we wait.
7. As children finish the verse, the teacher should walk in and say, “Thank you so much for waiting for me. You all did a great job at waiting and saying “No” to temptation. Let’s all eat our snacks.”

Classroom Review Time

Lead Teachers ~ Connecting the DT to the Lesson: During Discover Time, you had the choice to say “No” to the temptation to sin. Was this easy or hard? When you are having fun or you are hungry, it is hard to say “No” to sin. But with God’s help, we can choose to do what is right and say “No” to sin.

Reviewing the Know Right:

Supplies:

- Sign with “NO!” and a stop sign (see appendix)
- Sign with “YES!” and a smiley face (see appendix)

Instructions:

1. Place signs on different sides of the room.
2. Say: I’m going to see how smart you are. Walk or hop to the side of the room that has the right answer. Explain to children that if the answer is “No”, they should go to the stop sign and if the answer is “Yes”, they should go to the smiley face.
 - a. I will be mean to my brother. (No) That is sin. Sin is anything we think, say, or do that is against God.
 - b. I will be kind to my sister. (Yes)
 - c. I will not share my new toy with my friends. (No) That is sin. It is against God.
 - d. I will read my Bible. (Yes)
 - e. I will cry when I don’t get my way. (No) That is sin. It is against God.
 - f. I will be happy when my mom asks me to help. (Yes)
3. Continue with additional examples. Occasionally you may need to explain a situation or turn it into more of a real-life story problem, continually reinforcing the truth that children need to say “No” to sin.

Think Right Activity while waiting for parents:

Supplies:

- Beanbags
- Bucket

Instructions:

1. Have children sit in a circle.
2. As you recite John 3:16, pass several beanbags.
3. When the group finishes reciting the full verse, children holding beanbags should stand up and toss them into a bucket in the center of the circle.
4. Repeat as time permits.

Lesson 5 – January 12, 2025

Matthew 6:25-34

Know Right:	Jesus teaches about worry.
Think Right:	“Believe in the Lord Jesus, and you will be saved – you and your household.” Acts 16:31 (Top 12)
Do Right:	I will not worry, but instead I will trust God.
Feel Right:	I can feel peaceful when I trust God.

GET READY!

Has worrying ever overwhelmed you? Worry is the opposite of trusting God’s perfect plan. When we worry, it causes physical and mental stress, a lack of confidence, and an inability to focus. God makes it clear: we should not worry. We should trust in Him, knowing that He is an all-knowing, loving Father who is there to provide for us and direct our paths through life.

Pray: Pray for the children in your class who often experience anxiety, fear, or worry. Ask God to bring them to class this week with open hearts to learn and live out God’s Word.

Read: Matthew 6:25-34

Know Right: Jesus teaches about worry

One specific temptation Jesus taught His followers to resist was the temptation to worry. While the daily issues the followers of Jesus dealt with may be different from our own, the same basic principle from Jesus’ famous Sermon on the Mount is true for all people, over all time: God is faithful, and His plan can be trusted. His followers have no need to worry. If we trust that His teachings are true, we will want to follow them. Then, no matter what is going on around us, we will know with certainty that He is in control, He loves us, and He will provide exactly what we need – though not necessarily what we want – at exactly the right time, according to His great plan. We can learn from this lesson that we should not worry, and instead we should trust God.

GET SET!

Lead Teacher's Notes:

- Our lesson today covers the topic of worry. Worry causes us to imagine and replay negative scenarios – that haven't even happened – over and over in our heads, causing negative effects on our minds, bodies, and souls. Even very young children can struggle with worry.
- The first step in overcoming worry is having a personal relationship with God through Jesus. There are several opportunities to present the Gospel during this lesson.
- How can this Scripture be true? How can we say God provides when Christians have starved to death, been persecuted, and suffered? Rather than teaching that God will provide everything we need for a pleasant life, Scripture teaches us that we are ultimately safe in Jesus when we have trusted in Him. He is always with us.

Creative Ideas for the Bible Lesson:

1. Print photos of birds and flowers (see appendix) to show students examples of the birds and flowers that God cares for. *This idea is written into the lesson.*
2. Bring in a pineapple (approximately 2 lbs.), fifteen bananas (approximately 5 lbs.), and a turkey (approximately 16-20 lbs.). As an alternate option, print photos of the pineapple, bananas, and turkey (see appendix) and then bring in props to represent the approximate weight of the pineapple, bananas, and turkey (fill three bags with dry beans or flour to reach the approximate weights). *This idea is written into the lesson.*
3. Bring in a pet bird with food and a bouquet of beautiful flowers.
4. Ask your Shepherd or DT Leader to read portions of Scripture when you refer to them.

GO!

Pre-Service Review Game

Worship Leaders will lead children in a review game. Game details are in the appendix.

Large Group Opening Time

Offering: We are going to worship God right now by giving our money. When we give our money to God, the church will use it to tell others about Jesus. *Or insert a specific way your church will use the offering.*

Think Right verse: Acts 16:31

We have a new verse this week! It is found in the New Testament in the book of Acts. Listen as I read it from my Bible. *Have children listen carefully as you read it from your Bible.* This verse teaches us that we should believe in Jesus! *Teach the actions for the verse.* Let's see if we can all say Acts 16:31 together. Follow me as we do the actions.

"Believe (point to head) **in the Lord Jesus** (point to the palm of each hand) **and you** (point both hands out) **will be saved** (both arms go up) – **you and your household** (both arms above head to make a point)." **Acts 16:31**

Repeat several times while saying it in a loud voice, a quiet voice, and while hopping.

Transition: When you believe in Jesus, you can shine like a bright light for Him!

Song 1: "This Little Light of Mine"

Puppet Skit: Tracker is worried

WL: Tracker! Tracker? Where are you? It's time to talk with all the kids.

T: Hi, kids! Hey, did ya see my grandma?

WL: Yes, your grandma just went to the "big people" church service.

T: Are ya sure she's coming back to pick me up?

WL: Yes, your grandma is going to learn about Jesus, and then she'll be back to pick you up.

T: Are ya sure? I mean, what if Grandma gets lost or stuck in the bathroom or spills her coffee on her dress and goes home to change clothes and then totally forgets about me, and I would have to live here forever and ever and ever!! Ahhhhhh!!

WL: Hold on, Tracker. Why are you worrying so much today?

T: Huh? What does 'worry' mean?

WL: It means you are getting anxious, fearful, or all worked up over something, and it makes you feel yucky on the inside.

T: Yeah, that's how I feel right now.

WL: Did you know that in the Bible, God tells us not to worry, but to trust in Him? Can you trust that God will remind your grandma to pick you up after church?

T: Yes, I can trust God.

WL: Would you like us to stop and pray that your grandma will come back after church, and that God will give you peace as you wait? We can also pray for all of the moms and dads to remember to pick their kids up at the end of class.

T: That sure would make me feel lots better.

WL: Dear Heavenly Father, please help all of the moms and dads and grandmas and grandpas have a good time in church learning and worshipping you. We pray that right after church they will remember to pick up their children. We also pray that all of our preschoolers will have a great time during class and will be filled with peace and joy as they learn and worship Jesus. In Jesus' name, Amen.

T: Thanks, _____. I feel a lot better now.

WL: How about singing a worship song to God?

T: That's a great idea. Can I stay?

WL: Sure, you can, Tracker!

T: Ok! Let's sing and worship God. *(Tracker sings with the children)*

Transition: God is always with us, and He doesn't want us to worry. He wants us to dance, shout, and sing praises to Him!

Song 2: "Dance Shout and Sing"

WL: Thanks for singing with us, Tracker!

T: That was fun! I gotta get going to camel preschool class. See ya' friends!

WL: Bye, Tracker!

Pray

Bible Lesson Introduction

Pray: *Encourage a child to pray. Coach them, if needed, with a simple prayer such as, "Dear God, thank You for giving us the Bible. Please help us to sit still and learn something new today. In Jesus' name, Amen."*

Find It: There are two parts of the Bible, the _____ (Old) Testament and the _____ (New) Testament. *Have children fill in the blanks.* Our Bible lesson today is in the first book of the New Testament, Matthew. In my Bible, I have a special bookmark in the book of Matthew.

Timeline: Can you point to the New Testament on our Bible Timeline? We learn about the time when Jesus walked on this earth in the New Testament.

Introduction to the Bible Lesson:

Jesus was teaching large crowds of people. People loved to listen to Jesus talk and watch Him do miracles. He taught people how to have true hope and joy, and to say "no" to sin. Jesus knew that people would have good days and at times they would have bad days. Have you ever had a bad day?

Jesus even taught about worrying. Even though Jesus taught about this long ago, He knew that even today we would struggle with this. What is worrying? When you worry, it means you are getting anxious, fearful, or all worked up over something and it makes you feel yucky on the inside. Was Tracker worrying today? (Yes!) Have you ever worried? Maybe someone you know is in the hospital, or maybe you have to go to a new babysitter's house, or maybe you're going on an airplane for the first time. Instead of worrying, what should you do? You should pray and talk to Jesus and think about a Bible verse.

Scripture Outline: Matthew 6:25-34

God provides for the birds of the air

Read Matthew 6:25-27

Recap: God created all of you, He loves you all very much, and He created a perfect plan for each of you. Because of this, He will take care of you, so you don't have to worry.

What color bird is your favorite? *Allow for answers.* Have you ever wondered how birds are fed? They eat bugs, worms, and seeds. If God provides food for the birds, how much more will He provide for you? God wants you to trust Him by praying to Him and allowing Him to help you find solutions to your problems.

For being such a small animal, birds eat a lot of food! It's kind of like if we ate a big, huge serving bowl full of food instead of a regular plate full!

Do you see birds shopping at stores? (No!) Where do birds find food? (Outside, in nature) God provides food for the birds every day.

There are many different kinds of birds. *Show the bird pictures.* These birds all eat different kinds of food, and they all eat different amounts of food. Let's see how much food they eat...

Show pictures of each specific bird and have food/weighted bags hidden (pass food items/bags around to demonstrate weight).

This is a raven. *Show picture.* A raven eats a lot of food! The amount of food a raven eats is like if you ate a WHOLE pineapple!

Pass around the pineapple or weighted bag to let children feel how heavy 2 lbs. of food is (this is approximately 4% of a preschooler's body weight).

This is a blue jay. *Show picture.* A blue jay eats a lot of food! The amount of food a blue jay eats is like if you ate FIFTEEN bananas!

Pass around fifteen bananas or weighted bag to let children feel how heavy 5 lbs. of food is (this is approximately 10% of a preschooler's body weight).

This is a chickadee. *Show picture.* A chickadee eats a lot of food! The amount of food a chickadee eats is like if you ate a WHOLE Thanksgiving turkey!

Pass around the turkey or weighted bag to let children feel how heavy 16-18 lbs. of food is (this is approximately 35% of a preschooler's body weight).

Wow! That's a lot of food! And God provides it! He knows what type of food and how much each bird needs, and He takes care of them. And His Word, the Bible, says that you are much more valuable than the birds!

Wait, what about people who don't get enough to eat? Does that mean God isn't taking care of them? (No!) Just like the other things we pray for, when we pray for food, sometimes God asks us to wait. Only He knows all the details of His perfect plan, and we can trust that, even when we are not getting what we prayed for right away, He hears us, and He will provide everything we need to accomplish His goals for us that day.

What happens when you worry? Does anything change? (No) In fact, worrying will only make things worse! When God tells us not to do something – like not to worry – and we do it anyway, what is that called? (Sin) And since sin always has consequences, we can be sure that worrying will not make things better – only worse!

God provides clothes

Read Matthew 6:28a

Recap: Have you ever worried about clothes? Why would a person worry about clothes? (Maybe your clothes are too small, or maybe you need different clothes that will keep you warm, or maybe you want to look good like your friend, etc.) Should you worry about this, or should you trust God? (We should trust God)

Read Matthew 6:28b-31

Recap: Have you ever seen a beautiful field filled with flowers? *Show picture of flowers.* Have you ever seen a person in a forest putting paint on the flowers or worrying about the flowers, hoping their colors will look beautiful? That would be silly; God created them beautiful! The flowers and plants are more beautiful than King Solomon (*point to the timeline*), who could have all the best clothes because he had so much money. God is good, and He can make all things beautiful.

What color of flowers do you like? *Show picture of flowers.* Red, yellow, pink, orange, white? Do you like how flowers smell? If God cares enough about flowers to take care of so many different types and colors, surely He cares even more about taking care of us!

Skip Matthew 6:32

God gives us what we need to be able to do His will

Jesus reminds us not to worry about what we eat and what we wear. He doesn't want us to worry; He wants us to trust in Him for the things we need. What verse teaches us to trust in God? (Proverbs 3:5-6) Let's see who remembers this verse. "Trust in the _____ (Lord) with all your _____ (heart) and lean not on your own _____ (understanding); in all your _____ (ways) acknowledge _____ (Him) and He will make your paths _____ (straight)."

Paraphrase of Matthew 6:33-34:

Even people today worry about money, food, clothes, and all the other troubles they have. God says that people who worry are people who don't believe in and worship the one true God. But Jesus said we should seek Him first, and then He

will take care of the rest. What does it mean to seek Him first? It means that we put Jesus first in everything we do. That's a great way to grow (*show green page of Wordless Book*) to become more like Jesus, and it will help us to worry less and feel more peaceful. *Optional: Present the Gospel using the Wordless Book, and then give an invitation for salvation. If a child shows interest, have a leader talk to the child off to the side. Use the "Coaching Kids for Salvation" card to ensure the child is ready to make this decision.*

Conclusion

Today we learned why we don't need to worry and why worrying is sin. As Jesus taught, He knew that people would always have troubles on this earth. He cared for them and taught them what to do to live a life that honors God, even in the middle of bad days.

Do Right and Feel Right

Do you know God loves you very much? He has prepared a place for you in heaven, and He wants to be your Heavenly Father who is with you each and every day. *Optional: If you didn't present the Gospel using the Wordless Book during the lesson, this would be a good place to do that and give an invitation for salvation.* When God is with us, we do not need to worry. Instead, we can always trust in God. When we do this, we no longer have to feel yucky on the inside, but instead we can feel peaceful.

Review Questions: What did we discover today?

1. Does worrying make things better or worse? (Worse)
2. Does God take care of the birds? (Yes)
3. Why did Jesus talk about birds? (He wants to remind us that we are even more important to Him than the birds)
4. Does God create beautiful flowers? (Yes)
5. Why did Jesus talk about flowers? (He wants to remind us that God will provide for our needs)
6. What should a person do if they are tempted to worry about something? (Pray and trust God to help them)

Discover Time

Transition to Discover Time: When people are tempted to worry, what should they do? (They should trust God) Let's march to our Discover Time and say, "Don't worry, trust God!"

Do Right: I will not worry, but instead I will trust God.

Goal: To remind children not to worry, but to trust God.

Location A: Mission Station – *The Mission Lesson is in the appendix.*

Location B: Box Station

Supplies:

- Pictures of situations where children might worry: a storm, a parent leaving, going on an airplane, going to school, darkness, being sick, no food, and someone in the hospital (see appendix*)
- Pictures of children trusting in God: smiling, reading the Bible, happily hugging a parent, loving a friend, going to church, singing, and praying (see appendix*)
- Boxes (attach pictures to boxes and place them on the floor in a circle with the pictures facing out)
- Velcro dots, removable sticker dots, or painter's tape (put a dot or a piece of tape next to each picture for children to hop on)
- Fun worship music

Instructions for the DT Leader:

1. Say: Today we learned about not worrying but trusting in God. When I look at these pictures, I see some pictures of things that might make children worry, and I see some children trusting in God.
2. Have each child stand by a dot around the circle. Play the music, and have children begin walking in a circle, following the trail of dots.
3. Occasionally pause the music. When the music stops, children should stop on the nearest dot in front of them.
4. When children are stopped, have them smile (or stay standing) if the child in the picture nearest to them is trusting God, and have them make a sad face (or sit down) if the picture shows something that might make children worry.
5. Repeat multiple times.

**Depending on the number of children in your class, you could print multiple copies of these pictures.*

Classroom Review Time

Lead Teachers ~ Connecting the DT to the Lesson: In our Discover Time, were there some children who were worried and some who trusted in God? (Yes) What should you do when you feel tempted to worry? *Allow children to give examples.*

Note: If your DT was in the Mission Station, please develop a connection to the Bible lesson.

Reviewing the Know Right:

Supplies:

- Multiple colors of bird feathers (enough for each child to earn multiple feathers; natural colors are recommended)

Instructions:

1. Ask the review questions listed below multiple times. Repetition is key for children to become confident in their answers.
2. Have children raise their hand if they know the correct answer. If they answer correctly, give them a feather. Children should earn multiple feathers.

Review questions:

1. Does God want us to worry? (No)
2. Does God want us to trust Him? (Yes)
3. Does God take care of the birds? (Yes)
4. How does God take care of the birds? (He gives them food)
5. What is your favorite color bird? (Answers vary)
6. Can God take care of you? (Yes)
7. How does God take care of you? (Answers vary)
8. Who made the flowers? (God)
9. Who made the flowers pretty? (God)
10. Since God made the flowers and He feeds the birds, should we worry, or should we trust God? (We should trust God)
11. How can we trust God? We can read the _____ (Bible). We can _____ (pray). We can think about Bible _____ (verses) that we've memorized.

Think Right Activity while waiting for parents:

Supplies:

- Styrofoam ball to look like a bird (in advance make small holes in the bird for feathers)
- Multiple colors of bird feathers (from the Know Right activity)
- Optional: Instead of using the Styrofoam ball, in advance draw an outline of a bird on cardstock or poster board. During the activity, spread school glue on the bird and have children attach the feathers.

Instructions:

1. Recite the Bible verse and occasionally stop.
2. Call on a child to say the next word. If the child can fill in the blank, they can add a feather to the bird.
3. Continue with the verse stopping every few words.
4. Repeat many times so the bird becomes a feather-filled friend.

Lesson 6 – January 19, 2025

Matthew 7:24-29

Know Right:	Jesus teaches about the wise and foolish builders.
Think Right:	"Believe in the Lord Jesus, and you will be saved — you and your household." Acts 16:31 (Top 12)
Do Right:	I will put Jesus first.
Feel Right:	I can feel wise when I put Jesus first.

GET READY!

How do you build your life? Is it based on a solid spiritual foundation? As we take time to study God's Word each week, our worldview begins to line up with God's. Biblical truths become a normal part of our way of thinking. They form a solid foundation that helps us view the world through God's eyes and make wise decisions for an unshakable life in Christ.

Pray: Pray that your children will become wise and put Jesus first, both now and throughout their lives.

Read: Matthew 7:24-29

Know Right: Jesus teaches about the wise and foolish builders

We find we have a choice to make when we learn from the wise and foolish builders. We can build our lives on the shifting sand of this world, and be destined for destruction, or we can build our lives on the Rock, the truth of God's Word, that will help us remain safe and secure. Jesus is our Rock, and our house will stand firm when He is our foundation and when we put Jesus first.

GET SET!

Lead Teacher's Notes:

- Using good eye contact and different tones of your voice while teaching will assist with keeping the children's attention.
- What should you do with children who have a hard time sitting still during the lesson? Try using carpet squares to give them personal boundaries. Allow them to pick out the color of the square if you have multiple colors, so they have ownership of their "space." Place their carpet square behind the other children, so they do not disrupt others from learning. Use encouraging and confident words such as "I know you can stay on your square and listen during the lesson." Teach with excellence by using props and keeping good eye contact with the class.

Creative Idea for the Bible Lesson:

Before class, build a Bible using black LEGO bricks to represent the “Rock” and build part of a house with Wordless Book-colored LEGO bricks. Place them on a cookie sheet that has sides. Also fill a second cookie sheet that has sides with sand. During the lesson, you will finish building the house using additional Wordless Book-colored LEGO bricks. Also, during the lesson, you will build a house out of craft sticks and place it on the sand. When you refer to the storms, shake the houses or pour water over them to see which house will stand. *This idea is written into the lesson.*

Alternate idea: Put the LEGO house in a clear plastic bin on top of a hardcover Bible.

GO!

Pre-Service Review Game

Worship Leaders will lead children in a review game. Game details are in the appendix.

Large Group Opening Time

Offering: We are going to worship God right now by giving some of our money that God has given us. When we give our money to God at church, it will be used to teach other people about Jesus. Let’s give thanks for all God has given us (prayer) and joyfully give our money now.

Think Right verse: Acts 16:31

I’m trying to remember a verse about believing in the Lord Jesus Christ. Can anyone tell me the reference for the Bible verse that starts with “Believe in the Lord...”? (Acts 16:31) That’s right! How many of you think you know this verse really well? Let’s stand up and say it together with the actions.

“Believe (point to head) in the Lord Jesus (point to the palm of each hand) and you (point both hands out) will be saved (both arms go up) – you and your household (both arms above head to make a point).” Acts 16:31

Can you say Acts 16:31 while jumping up and down? Can you say it while standing on one leg? Can you say it while you turn in circles? Great job!

Worship Leader and Teacher Tip: Take time to celebrate with the children for learning and memorizing God’s Word, the Bible.

Transition: Memorizing God’s Word helps us to put God first in our life. This makes me want to dance, shout, and sing!

Song 1: “Dance Shout and Sing”

Puppet Skit: Wise people put Jesus first!

T: Hi ya, _____! How are ya?

WL: I'm good. How have you been?

T: Oh, I've been real good! I'm learning a new word – wanna hear it?

WL: Sure, Tracker.

T: It's wisdom.

WL: Oh, that's a good word. Do you know what it means?

T: It means to be smart! An' I'm smart! I know all my alphabet an' I can count to 100!

WL: Yes, you are pretty smart! But, Tracker, wisdom is a bit different than being smart. There are some very smart people who aren't very wise.

T: Whatcha talkin' about, _____? That don't make sense!

WL: It does make sense, and it is true. There are some very smart people who know lots of things, things like math or science, but they don't believe that the Bible is true, and they don't put Jesus first in their life. They might be smart, but they are not very wise.

T: What? That doesn't seem so smart to me!

WL: Well, it certainly isn't wise, Tracker. We get our wisdom from God – the Creator of everything! God gave us His Word, the Bible. When we believe that the Bible is truth, and we make Jesus #1 in our lives – we are being wise.

T: I wanna be wise, too!

WL: I'm glad to hear that! That's why the boys and girls are here – they are becoming wise as they hear from God's Word and then trust in Jesus to save them from their sin and be their leader.

T: I do those things! So, I'm gettin' more an' more wise, huh, _____?

WL: You sure are, Tracker! Hey – we are going to sing another song now. Do you want to join us?

T: I'd like to, but I gots to get goin'. You know what I'm gonna do?

WL: What, Tracker?

T: I'm gonna ask my mom an' dad to read the Bible to me every night, so I get more wiser!

WL: That's a great idea, Tracker. You will get wiser!

T: Okay, _____. I hope you get more wiser, too!

WL: Me too, Tracker! See you later.

T: See ya, friends!

Transition: We all need to be wise. We are going to learn more about that in a few minutes. Right now, let's let our lights shine for Jesus!

Song 2: "This Little Light of Mine"

Pray

Bible Lesson Introduction

Pray: *Encourage a child to pray. Remind children that we fold our hands, bow our heads, and close our eyes out of respect to God as we pray. Also remind children that God actually hears us when we pray.*

Find It: Is Matthew in the Old Testament or the New Testament? (NT) The NT is in the back half of the Bible. Can you say the first four books of the NT after me? (Matthew, Mark, Luke, and John)

Timeline: Can you point to the New Testament on the Bible timeline?

Introduction to the Bible Lesson:

Have you ever built a house? Maybe it was in a sandbox or out of Play-Doh or with LEGO bricks. Today we are going to learn, from the Bible, about two men who each built a house.

Scripture Outline: Matthew 7:24-29

The wise man builds his house on a rock

Read Matthew 7:24

Recap: Hmmm, “wise” is an important word. What does it mean to be wise? A wise person makes good, right choices. If we listen to Jesus’ words in our Bible and we do what He says, we will be wise. Our lesson today talks about a very wise man who made a good, right choice to build his house on a rock. There are two ways you can build a house. One way is to build it on something hard and strong like a rock. *Show your LEGO Bible and explain that it is like a strong rock. Then finish building your LEGO house and place it on top of the Bible.*

Does this house look solid? (Yes!) What do the colors remind us of? (The Wordless Book) *Review the Gospel using the Wordless Book.*

Let’s keep reading and find out what happened when the man built his house on the rock.

Read Matthew 7:25

Recap: Wow! When the rains came down (*have children pat their hands on their knees to make rain noise*), and the winds blew (*have children blow*) and beat against the house, it did not fall over! *Shake the LEGO house or pour water over it.*

Wait...that’s a Bible, not a rock! That’s right; God tells us to build our life on His Word, putting Jesus first in everything we think, say, and do. God tells us in the Bible to live this way. When we do this, we are building on the Rock. This is what makes us very wise.

The house didn’t fall over because a rock is very strong – strong enough to hold up a house. Jesus is strong! Stronger than a rock! Jesus is so strong He promises that if we ask Him to be the leader of our life, He will always be with us, and He will help us make good, wise choices.

The foolish man builds his house on the sand

Read Matthew 7:26

Recap: The second builder was a foolish man. He didn't put Jesus first, and he didn't obey the Word of God. He built his house on foolish things that would not make his house strong. The Bible tells us that he built his house on the sand. Have you ever built a house on the sand? *Build a house in the sand with craft sticks.* What will happen when a storm comes? Let me tell you what happened to the foolish man who made bad choices.

Read Matthew 7:27

Recap: Wow, his house crashed! That's because it didn't have anything strong to hold it up. Jesus is the only One strong enough to help us make good, wise choices. When you do not have Jesus as the leader of your life, you cannot make good, wise choices that are pleasing to God because Jesus is not helping you. We should build our lives on God and put Jesus first, rather than building it on silly things that are not strong. *Shake the house in the sand or pour water over it.*

Paraphrase of Matthew 7:28-29:

When the people heard Jesus say these things, they were amazed! They knew He was not like any other teacher they had heard before. He was a very, VERY special teacher.

Conclusion

God tells us to build our life by knowing and obeying Jesus. We find out how to obey by reading and doing what our Bible says. When we do that, we are putting Jesus first and building our house (our life) on the Rock.

Do Right and Feel Right

What about you? Do you make good, wise choices or foolish, bad choices? If you want to be wise, you need to put Jesus first. Step one is to make Him the leader of your life. How do you do this? Let me review the Wordless Book with you. Optional: *Review the Gospel message by using the Wordless Book. Mention that the red, white, and gold pages tell us what to base our lives on (the Gospel), and the green page reminds us how to build it (by doing the things that help us grow spiritually).*

Review Questions: What did we discover today?

1. Did the wise man put Jesus first? (Yes)
2. On what did the wise man build his house? (A rock)
3. When the rain and wind came, what happened to the wise man's house? (It stood strong)
4. Did the foolish man put Jesus first? (No)
5. On what did the foolish man build his house? (The sand)
6. When the rain and wind came, what happened to the foolish man's house? (It fell down)
7. Are you wise or foolish? (If you put Jesus first in your life, you are wise)

Discover Time

Transition to Discover Time: As we walk to Discover Time, let's pretend it's windy and stormy and we're being blown around like the houses during the storm.

Do Right: I will put Jesus first.

Goal: To remind children to be "wise".

Location A & B: One large group activity at the Art Station, Box Station, or any open space

Supplies:

- Paper headband with "I am wise...I put Jesus first!" in bubble letters (see appendix)
- Wordless Book-colored markers or crayons
- Strips of paper to expand the headbands to fit children's heads; attach one end to the headband in advance
- Staplers or tape

Setup instructions: Set up tables or place tablecloths on the floor for workspace as needed.

Instructions for the DT Leader:

1. Children will color in the headbands (like a crown).
2. As children decorate their headband, talk to them about what makes them wise. (Answer: Putting Jesus first in their lives)
3. Continually remind them that only Jesus can make us wise.
4. After they finish coloring, staple or tape the headband to fit each individual child.

Optional: Take a class picture of your wise children.

Classroom Review Time

Lead Teachers ~ Connecting the DT to the Lesson: God loves us and wants to help us become wise. What do wise people do? (They put Jesus first) How do you put Jesus first in your life? *Point to the house on the Bible.* If the Bible teaches you to obey your parents, what should you do? If the Bible teaches you to go to church, what should you do? If the Bible teaches you to pray, what should you do? When you obey and put Jesus first, you become wise!

Reviewing the Know Right:

Instructions:

1. Have children stand against one wall.
2. Ask the yes/no statements below. If the answer to the question is “yes,” have children take one step forward. If the answer to the question is “no,” have them take one step back.
 - a. In our Bible lesson today, did the wise man put Jesus first? (Yes)
 - b. Did the wise man build his house on the sand? (No)
 - c. Did the wise man build his house on a rock? (Yes)
 - d. When the rain and wind came, did the wise man’s house stand strong? (Yes)
 - e. Did the foolish man put Jesus first? (No)
 - f. Did the foolish man build his house on the sand? (Yes)
 - g. When the rain and wind came, did the foolish man’s house fall down? (Yes)
 - h. If you put Jesus first in your life, are you wise? (Yes)
 - i. If you come to church, will you learn how to be wise? (Yes)
 - j. If you read your Bible, will you learn how to be wise? (Yes)
3. Repeat questions or add additional questions, so children are confident in their answers.

Think Right Activity while waiting for parents:

Option 1

Supplies:

- Tracker Jr.

Instructions:

1. Review Tracker Jr. with children at the tables.
2. Remind them that wise children review during the week what they have learned at church.
3. If you have extra time, review the Bible verse with the children, so they can confidently say it.

Option 2

Supplies:

- Blocks
- Music
- Bible

Instructions:

1. Divide children into groups of seven to ten.
2. As you listen to music, pass several blocks.
3. When the music stops, have children who have a block begin to build a house on top of the Bible.
4. Repeat many times and watch the house be built on a solid foundation.

Lesson 7 – January 26, 2025

Matthew 8:5-13

Know Right:	The centurion believes in Jesus.
Think Right:	“Believe in the Lord Jesus, and you will be saved — you and your household.” Acts 16:31 (Top 12)
Do Right:	I will believe in Jesus.
Feel Right:	I can feel calm (peaceful) when I believe in Jesus.

GET READY!

Do you place all your faith in Jesus? The first step is to believe in Jesus and be saved from your sin. The second step is to follow Him in everyday life by trusting that His way of doing things is best. As we study the lesson and the Scripture passage, let’s ask God to use His Word to transform our lives.

Pray: Ask God to protect your classroom from any distractions during the Bible lesson and for the children to understand the importance of believing in Jesus as their Lord and Savior.

Read: Matthew 8:5-13

Know Right: The centurion believes in Jesus

Jesus wants us to have faith in Him, believing even when we can’t see. Once, long ago, a Roman centurion counted on Jesus when he was in need, and Jesus rewarded his great faith from afar. Jesus wants us to believe in Him, like the centurion; the question is, will you believe in Jesus?

GET SET!

Lead Teacher’s Notes:

- The more you know the lesson, the better preschoolers will interact with the lesson. The more you apply the lesson to your life in advance, the more passionate you will be as you teach the lesson.
- As you prep your lesson, think about the children in your classroom. What is going to engage them and make them feel a deep love for God as they learn more about Him this week?

Creative Ideas for the Bible Lesson:

1. Use action figures for the centurion, Jesus, the servant, and a box house for the sick servant.
2. Use a flannel board as you teach the lesson.

GO!

Pre-Service Review Game

Worship Leaders will lead children in a review game. Game details are in the appendix.

Large Group Opening Time

Offering: We are going to worship God right now by giving some of our money that God has given us. When we give our money to God at church, it will be used to teach other people about Jesus! Let's give thanks for all God has given us (prayer) and joyfully give our money now.

Think Right verse: Acts 16:31

Who should you believe in to be saved? (The Lord Jesus) What verse tells you to believe in the Lord Jesus? (Acts 16:31)

This time I am going to ask you these same questions, but I want you to answer with a strong confident voice. Who should you believe in to be saved? (The Lord Jesus) What verse tells you to believe in the Lord Jesus? (Acts 16:31) Let's say Acts 16:31 together, with boldness and confidence, just like a superhero.

"Believe (point to head) **in the Lord Jesus** (point to the palm of each hand) **and you** (point both hands out) **will be saved** (both arms go up) – **you and your household** (both arms above head to make a point)." **Acts 16:31**

Worship Leader and Teacher Tip: Knowing God's Word naturally builds our confidence and helps us to be courageous. With this in mind, encourage children to recite the verse with confidence!

Transition: I love reciting Acts 16:31. When I know I'm saved, it makes me feel calm and peaceful. I love Jesus, and He loves me.

Song 1: "Jesus Loves Me"

Puppet Skit: Wordless Book!

Prop: a large Wordless Book

WL: Hi, Cami! How are you doing today?

C: I'm fantazimo!!

WL: Fan...what?!?

C: FAN-TAZ-IMO! It's a new word I made up. It means better than great! I'm FANTAZIMO! Do ya' like it? Think it's gonna catch on? Maybe if we all say it a lot it will. (to the children) Can you say it with me? FANTAZIMO!

WL: Well, I'm glad you are fantazimo, Cami! Let's see if you are fantazimo at doing the Wordless Book!

C: You mean like a test?

WL: Well, kind of – but no grades – I just want to see if you remember it.

C: Okay. I'm ready.

WL: *(hold up the gold page)* What does the gold page stand for, Cami?

C: Gold reminds me that God loves me, and He made a place for me in heaven!

WL: You are off to a good start, Cami. In John 14:2, Jesus said, "In my Father's house – that's heaven – are many rooms; if it were not so, I would have told you. I am going there to prepare a place for you." Heaven is a real place! God, our Heavenly Father, lives there, and He is preparing a place for YOU!

C: That is fantazimo!

WL: It sure is, Cami, but our next page is not. *(hold up the dark page)* Do you know what the dark page stands for?

C: Oh, yeah. It stands for our yucky sins! I know the verse for the dark page. It's Romans 3:23, "For all have sinned and fall short of the glory of God."

WL: Good job, Cami, but that's not good news, right? We all sin – and heaven is so perfect because there is no sin there. We have a problem, but God has a solution... *(hold up the red page)* ...the red page!

C: Red stands for Jesus' blood! Jesus paid the price for our sins when He died on the cross!

WL: Yes, He did, Cami! Hebrews 9:22b says, "...and without the shedding of blood there is no forgiveness." Someone has to pay the price for our sins. Jesus, God's perfect Son, took our punishment when He died on the cross. We have to do one thing though. *(hold up the white page)* This time I'm going to ask the kids the verse for the white page because they have been studying it. *(to children)* What does Acts 16:31 say? *(children, Cami, and leaders should say it together)* "Believe in the Lord Jesus and you will be saved – you and your household." That's all we have to do – we need to believe in Jesus to save us from the punishment of our sins. When we pray and ask Jesus to save us, He will! And then someday we will go to heaven and spend forever and ever with God! That is Good News!

C: Um, _____? I wouldn't say that's good news.

WL: What do you mean, Cami? Of course it's good...

C: *(interrupts)* It's FANTAZIMO news!

WL: You are right, Cami – it IS fantazimo news. You're doing fantazimo on your Wordless Book, too. Just one more page. *(hold up the green page)* What does green stand for?

C: Green is for grow! 2 Peter 3:18a says, "But grow in the grace and knowledge of our Lord and Savior Jesus Christ."

WL: Awesome, Cami! If we have asked Jesus to be our Lord and Savior, we will go to heaven someday, but while we are still here, we need to grow by reading the Bible, praying, and telling people about Jesus. You can use the Wordless Book to do that. Let's all clap for Cami. She did a great job knowing her Wordless Book.

C: FANTAZIMO!!

WL: All right, Cami, we've got to get on with our lesson today. Thanks for coming!

C: Thanks for having me! Have a FANTAZIMO day! Bye!

WL: Bye, Cami. You have a FANTAZIMO day, too!

Transition: I love the green page of the Wordless Book because it reminds me to keep my eyes on Jesus.

Song 2: "Fixin' My Eyes on You"

Pray

Bible Lesson Introduction

Pray: *Each week, encourage a child to pray. Remind preschoolers that we fold our hands, bow our heads, and close our eyes out of respect to God as we pray. Remind them to thank God for the Bible.*

Find It: Is Matthew in the Old Testament or the New Testament? (NT) *Have children repeat the first four books of the NT, while holding up fingers to match the order of the books.*

Timeline: *Have children point to a picture of Jesus on the timeline. Highlight that this is the New Testament.*

Introduction to the Bible Lesson:

Last week, we learned about the wise man and foolish man who built their houses. Whose house stood firm through the storms? (The wise man) Last week, were you wise or foolish? How can you be wise? (Put Jesus first) How do you put Jesus first? (We put Jesus first by praying and obeying what we learn from the Bible)

Scripture Outline: Matthew 8:5-13

Jesus, a man, and his servant

Paraphrase of Matthew 8:5:

Jesus went to a town named Capernaum. What town do you live in? *Allow children to answer.* Could you imagine if Jesus came to _____ (*insert your town's name*)? How exciting it would be to hold His hand, show Him your toys, and have lunch with Him.

Many people were excited when Jesus came to their town. But when He arrived at Capernaum, one very important man wanted to talk to Jesus right away. He was a centurion, a powerful man, and he came to Jesus because he needed help. What kind of help did he need? Listen as I read Matthew 8:6 from my Bible.

Read Matthew 8:6

Recap: His servant was a person who helped him at home with important tasks. This servant became paralyzed, which means he couldn't move part of his body. The servant may even have been in terrible pain. Have you ever been really sick? Have you ever prayed and asked Jesus to help you get better?

Jesus answers

Read Matthew 8:7

Recap: Wow, Jesus said He would go and heal the man's servant!

The man's response

Paraphrase of Matthew 8:8-9:

The centurion believed that Jesus could make his friend better. He told Jesus that He didn't even need to go to his house. He believed that Jesus could heal his servant instantly. This man really believed in Jesus!

Wait...what does it mean to really believe in Jesus? Imagine you felt afraid when the lights went out in your bedroom. If you believe in Jesus, instead of being afraid, you can pray and talk to Jesus because you know Jesus is with you and will protect you. Believing in Jesus is knowing who Jesus is and what He can do.

The man is healed

Paraphrase of Matthew 8:10-13:

Because the centurion believed in Jesus, his servant was healed right away. Can you imagine how happy this man must have felt? I have a feeling he jumped up and down praising Jesus! Let's all jump up and down while saying, "Thank You, Jesus!" Do you believe that Jesus can help you or that He can heal someone you know who is sick? Jesus is ready to help you, you just need to ask Him and believe that He will do what is best for you.

When the centurion asked Jesus to heal his servant, God's answer was, "Yes." Does God ever answer prayers with "no" or "wait"? (Sometimes He does) God knows what is best for each person. We need to believe that God hears us and will answer our prayers the best way!

Conclusion

This week let's be wise by believing in Jesus all the time. Any time, no matter what, you can pray and believe that He will do what is best for you.

Do Right and Feel Right

Will you remember to pray and believe in Jesus when you are afraid, sick, or even have a hard day?
Should we believe that Jesus can protect us when it is lightning and thundering? (Yes)
Should we believe that Jesus will be with us when the lights are off in our bedroom and we're afraid? (Yes)
Should we believe that Jesus can make us feel better if we get sick? (Yes)
Should we believe that Jesus will be with us if we get lost in a store? (Yes)
Should we believe that Jesus knows us and really loves us? (Yes)
Should we believe that Jesus can forgive our sins? (Yes)

Share the Gospel using the Wordless Book, and then give an invitation for salvation. If a child shows interest, have a leader talk to the child off to the side. Use the "Coaching Kids for Salvation" card to ensure the child is ready to make this decision.

If you believe in Jesus, He will give you peace and help you feel calm on the inside.

Review Questions: What did we discover today?

1. Did Jesus go to the town of Capernaum? (Yes)
2. Who wanted to see Jesus right away? (A centurion, a very powerful man)
3. What did the man want Jesus to do? (Heal his servant who was paralyzed/sick)
4. Could Jesus heal him? (Yes)
5. Did Jesus heal the servant? (Yes)
6. The man believed in Jesus, and his servant was _____. (Healed)
7. Do wise children believe in Jesus? (Yes)

Discover Time

Transition to Discover Time: Who can believe in Jesus? (Everyone!) As we walk to Discover Time, let's act like spies trying to find people who can believe in Jesus. When you see a person who can believe in Jesus, point to them. Let's go!

Do Right: I will believe in Jesus.

Goal: To remind children they can believe in Jesus.

Location A: LEGO Station

Supplies:

- LEGO people
- LEGO bricks

Instructions for the DT Leader:

1. Say: Who can believe in Jesus? (Children, moms and dads, sick people, grandparents, etc.) Today we are going to find the LEGO people and we're going to make all different types of people out of LEGO bricks.
2. As the children find the LEGO people or make LEGO people, have the children set them on a special shelf, table, or window ledge.
3. Continue to talk to children about who should believe in Jesus as they are searching for and making the people. Also, talk about what they need to believe about Him. (He is God's Son, He can forgive us, etc.)
4. At the end, have children look at all the people. Remind children that everybody needs to believe in Jesus.

Location B: Play-Doh Station

Instructions for the DT Leader:

1. Say: Who can believe in Jesus? (Children, moms and dads, sick people, grandparents, etc.) Today we are going to make all different types of people out of Play-Doh. We can make Play-Doh people that are girls, boys, grandparents, sick people, pastors, and more! Let's get busy making people who should believe in Jesus.
2. Have children make as many people as they have time for.
3. As they make the people, continue to talk to the children about who should believe in Jesus. Also, talk about what they need to believe about Him. (He is God's Son, He can forgive us, etc.)
4. At the end, have children look at all the people they made. Remind children that everybody needs to believe in Jesus.

Classroom Review Time

Lead Teachers ~ Connecting the DT to the Lesson: Who needs to believe in Jesus?
(Everybody) *Name different types of people who should believe in Jesus.* Everyone should believe in Jesus! When we believe in Jesus, we are wise children.

Reviewing the Know Right:

Supplies:

- Action figures or flannel board used in your Bible lesson

Instructions:

1. Select children to use your props to retell the Bible lesson.
2. As they talk, highlight points where people believed in Jesus.

Think Right Activity while waiting for parents:

Supplies:

- Song "John 3:16"
- Balloons

Instructions:

1. Review John 3:16, our Think Right verse from the first part of this quarter.
2. Have children sit on the floor and bounce balloons back and forth while the song plays.
3. When the music stops every 15-20 seconds, whoever is holding a balloon can stand up and say the verse.
4. Repeat as time permits.

Lesson 8 – February 2, 2025

Matthew 9:35 – 10:4

Know Right:	Jesus loves people and wants them to know Him.
Think Right:	“Believe in the Lord Jesus, and you will be saved — you and your household.” Acts 16:31 (Top 12)
Do Right:	I will tell people about Jesus.
Feel Right:	I can feel excited when I tell people about Jesus.

GET READY!

How excited are you to tell others about Jesus? Do we pray and ask God to send people to us who want to hear and know the truth? Let’s think about this as we study our lesson. Then, as we go about our week, let’s keep an eye out for those God may be sending our way!

Pray: Thank God for being such a loving God that wants us all to know Him personally. Also, pray that God will open up opportunities for our children to share the Gospel with others.

Read: Matthew 9:35 – 10:4

Know Right: Jesus loves people and wants them to know Him

When we have come to know Jesus and have faith in Him, we understand that those who don’t are lost, they have no hope, and are destined to eternal punishment. Yes, “the workers are few”, but because Jesus loves people and wants them to know Him, we should live our lives telling people about Jesus.

GET SET!

Lead Teacher’s Notes:

- Remember that it is an honor to teach children the Word of God! Take time to praise God for allowing you to serve Him this week.

Creative Ideas for the Bible Lesson:

1. Use props and pictures to teach the lesson: globe or map, pictures of people of different ages from around the world (grandma and grandpa, parents, a child, a baby, etc.), and a Wordless Book. *This idea is written into the lesson.*
2. Bring in crowds of people (could be plastic army men, LEGO people, clothespin people, etc.). Make a portion of the crowds sick by placing Band-Aids on them.
3. Use a flannel board. (Make sure it’s planned out well.)

GO!

Pre-Service Review Game

Worship Leaders will lead children in a review game. Game details are in the appendix.

Large Group Opening Time

Offering: We are going to worship God right now by giving some of our money that God has given us. When we give our money to God at church, it will be used to teach other people, both in our town and around the world, about Jesus. Let's give thanks for all God has given us (prayer) and joyfully give our money now. *Or insert a specific way your church will use the offering.*

Think Right verse: Acts 16:31

If I asked you, "Who do you believe in?", what would you say? (The Lord Jesus) If I asked you, "How do you know we should believe in Jesus? Should we maybe believe in someone else?" What verse would you use? (Acts 16:31) Let's all say Acts 16:31 with strong voices!

"Believe (point to head) **in the Lord Jesus** (point to the palm of each hand) **and you** (point both hands out) **will be saved** (both arms go up) – **you and your household** (both arms above head to make a point)." **Acts 16:31**

Transition: Who can believe in Jesus to be saved? (Everyone!) That's right; Jesus wants everyone to believe in Him because He loves them!

Song 1: "Jesus Loves Me"

Puppet Skit: Tell everyone about Jesus!

WL: Hi, Cami. How are you doing today?

C: I'm fantazimo!

WL: Still trying to get that word out there, huh?

C: Yep! It's gonna catch on – just wait an' see!

WL: Well, I'm glad you are fantazimo! Did you do anything exciting last week?

C: I sure did!

WL: What did you do?

C: Well, my Aunt Camilla came to visit. I was named after her. She's gonna be here for a couple weeks.

WL: That's nice, Cami.

C: Yeah, an' guess what I did?

WL: What did you do?

C: I tolded her about Jesus! I used the Wordless Book, like we talked about last week, an' I tolded her she needs Jesus!

WL: That's awesome!

C: You mean fantazimo!

WL: Oh, right – fantazimo. So, what did your Aunt Camilla say after you told her about Jesus?

C: Well, she said she would need to really think about it all. Then my mom tolded me to pray for her. So that's what I've been doin'. An' guess what.

WL: What?

C: She decided to come to church with us today! She never wants to go to church when she's here. And she's been asking my mom lots of questions about Jesus! Isn't that fantazimo?

WL: It sure is, Cami! God wants us to share the Good News about Jesus with people. Then we pray for them – God does all the rest. You did...fantazimo!

C: Why thank you, _____! Well, I gots to get goin' now – we're gonna go out for lunch after church. I gots to make sure I look fantazimo!

WL: Okay! We'll see you later.

C: Okay! Bye, everyone!

WL: Bye, Cami!

Transition: You can also tell people about Jesus using the Wordless Book! And, when you tell people about Jesus, you'll want to dance, shout, and sing!

Song 2: "Dance Shout and Sing"

Pray

Bible Lesson Introduction

Pray: *Each week, encourage a child to pray. Have the child thank God for the Bible. Remind children that we fold our hands, bow our heads, and close our eyes out of respect to God as we pray.*

Find It: *Ask the class if Matthew is in the Old Testament or the New Testament. Instruct children to repeat after you while saying the first four books of the NT, "Matthew, Mark, Luke, John", while holding up fingers to match the order of the books.*

Timeline: *Have children point to any picture with Jesus on the timeline. Highlight this is the New Testament. Ask children what their favorite Bible lesson is about Jesus. This is a good way to review previous lessons.*

Introduction to the Bible Lesson:

Last week we talked about a powerful man, a centurion, who believed in Jesus. How did he show that he believed in Jesus? (He believed that Jesus could heal his servant who was paralyzed/sick) Wouldn't it be great if the whole world would believe in Jesus? *Hold up a globe or point to a map and name different countries where people need to know about Jesus.* This is exactly what Jesus wants. He loves everyone. Wait, this reminds me of a Bible verse you all know. What verse tells us that God loves the world? (John 3:16) *Challenge children to say the verse together.*

Scripture Outline: Matthew 9:35 – 10:4

Jesus loves people

Read Matthew 9:35

Recap: Jesus just didn't stay at His house; He went to different towns to tell others the Good News about how to get to heaven. He also took time to heal people who were sick.

Paraphrase of Matthew 9:36:

Jesus did this because He loves people. Jesus loves everyone very much. *Hold up pictures of different people around the world at different ages and talk about how much Jesus loves them.* And guess what. Jesus loves you, too!

He wants everyone to know the truth that only comes from the Bible. Can we teach people what our Bible says about how to become part of God's family and how to be confident that we can go to heaven? (Yes, we can!)

Hold up the Wordless Book and share with children how to use it as a tool to share the Gospel with their friends. Need help? Refer to the Wordless Book information in the appendix.

It's time to tell others

Paraphrase of Matthew 9:37-38:

When Jesus saw all the people, He had compassion on them. This means He knew they needed help, and He wanted to help them by making sure each person could hear and understand how to get to heaven. *Review the gold page of the Wordless Book.*

Jesus calls His twelve disciples

Read Matthew 10:1a

Recap: Jesus knew that many people needed to tell others about the Good News of how to get to heaven. He asked His twelve disciples to help with this job. How many? (Twelve) Let's count to twelve. *Count with children to twelve.*

Paraphrase of Matthew 10:1b-4:

God gave these men the ability to heal people and help those in need. *Have children hold up fingers as you say the names.* The names of the twelve disciples were: Simon, his brother Andrew, James, his brother John, Philip, Bartholomew, Thomas and Matthew, James and Thaddeus, Simon, and Judas.

Read Matthew 10:5-10

Recap: Jesus told the disciples to go out and preach the Good News and not worry about money or what they should wear because God would take care of them.

Conclusion

Jesus loves you and all the people so much that He died for our sins. He did this so we can be part of His family and someday go to heaven. When you look at pictures of people, or see people in the store or at a party, do you want them to know about Jesus?

Do Right and Feel Right

Jesus tells us that there are many people who want to know how to get to heaven, but only a few people who are willing to tell others. This is sad. Are you willing to tell others about Jesus? Does this make you feel excited that you get to do something that will please Jesus? Can you tell me the names of two people that you can tell about Jesus? *Have children share.*

Review Questions: What did we discover today?

1. Does Jesus love everyone? (Yes)
2. Jesus wants everyone to know how to get to _____. (Heaven)
3. How can we help others to know how to get to heaven? (By sharing the Wordless Book)
4. Are you willing to tell others about Jesus? Who will you tell?
5. Are you too young to tell others about Jesus? (No)

Discover Time

Transition to Discover Time: Let's skip to Discover Time and pretend we are the crowd of people that Jesus just healed.

Do Right: I will tell people about Jesus.

Goal: To introduce children to locations where they can tell others about Jesus.

Location A: Mission Station – *There is a second Mission Lesson option in the appendix since this is the second time Group A is going to the Mission Station. The Lesson is titled "Around the World". As an additional option, this group could do the current Mission Lesson a second time.*

Location B: Sand Station

Supplies:

- Water (to make the sand damp)
- Buckets
- Shovels
- Plastic people (two per child)
- Mini Wordless Books (one per child) (see appendix)

Instructions for the DT Leader:

1. Say: Where can you tell people about Jesus? (At home, at the park, at the library, at daycare or school, at a soccer game, at a friend's house, at the mall, at the swimming pool, etc.)
2. Give each child two plastic people and a small Wordless Book.
3. Have children make a place out of sand where they can tell someone about Jesus.
4. As children work on a place where they can tell others about Jesus, demonstrate how to have one plastic person share their Wordless Book with the other plastic person, and explain why they should be excited to tell others about Jesus.

Classroom Review Time

Lead Teachers ~ Connecting the DT to the Lesson: Where can we tell others about Jesus? Why do we tell others about Jesus? (Because Jesus loves every person, and He wants them to believe in Him, so that they can be saved from their sin) This reminds me of our verse. (Acts 16:31)

Note: If your DT was in the Mission Station, please develop a connection to the Bible lesson.

Reviewing the Know Right:

Supplies:

- Wordless Book Matching Game (one set at each table, ready to play, and one set for each child to take home, where they can cut out the pieces and play with their family, grandparents, or friends who do not know Jesus) (see appendix)

Instructions:

1. Play the Wordless Book Matching Game in small groups.
2. When two colors are matched, have the child share what the colors remind them of.

Think Right Activity while waiting for parents:

Supplies:

- Parachute or large blanket
- Globe beach ball
- Worship music

Instructions:

1. Have children hold the edges of a parachute; place the beach ball in the center of the parachute.
2. As the music plays, children can bounce the ball on the parachute.
3. When the music stops, have children stand still and recite Acts 16:31. Ask them where and when they can use this verse (at the park, with friends, etc.).
4. Remind children that Jesus wants us to tell others all around the world how to believe in Him.
5. Repeat as time permits.

~~Lesson 9~~

~~Matthew 13:1-23~~

Know Right: _____ Jesus teaches the parable of the sower.

Think Right: _____ “Believe in the Lord Jesus, and you will be saved — you and your
_____ household.” Acts 16:31 (Top 12)

Do Right: _____ I will grow with Jesus.

Feel Right: _____ I can feel smart when I grow with Jesus.

This lesson is not being used during this sequence.

Lesson 10 – February 9, 2025

Matthew 14:13-21

Know Right:	Jesus feeds the 5,000.
Think Right:	“Believe in the Lord Jesus, and you will be saved — you and your household.” Acts 16:31 (Top 12)
Do Right:	I will depend on Jesus to take care of me.
Feel Right:	I can feel loved knowing Jesus takes care of me.

GET READY!

Before you study this lesson, take time to cast all your cares on Jesus and rest in Him. He loves you, and no matter how life looks right now, He has a perfect plan and will work all things out in His time.

Pray: Pray that the children in your class will have the ability to personalize this lesson. Ask God to open their minds to the truth this week.

Read: Matthew 14:13-21

Know Right: Jesus feeds the 5,000

Once we get to know Jesus, we understand that we should rely on Him to meet all of our needs. Jesus fed the 5,000 with five loaves of bread and two fish. Whether He provides what's needed for our daily existence or helps us through our major struggles in life, we should always remember that Jesus cares for us. We can depend on Jesus to take care of us.

GET SET!

Lead Teacher's Notes:

- Are you tired or discouraged? Before you dig into the lesson, read Matthew 14. This includes the event that took place right before this week's lesson. What did Jesus do, even though He was emotionally drained?
- When you read this lesson, think about the difference between the attitude of Jesus and that of His disciples. Who are you more like? Do you have true compassion for the lost and those who desire to grow spiritually?

Creative Ideas for the Bible Lesson:

1. This is a great day for a flannel board lesson.
2. Reenact the event with bread, fish, and baskets. Use brown sheets for the land and blue sheets for the water.
3. To multiply fish and bread, start out with five oyster crackers and two fish crackers in a basket on a napkin. When Jesus performs the miracle, lift the napkin and reveal a basket filled with fish crackers and oyster crackers hidden underneath.

GO!

Pre-Service Review Game

Worship Leaders will lead children in a review game. Game details are in the appendix.

Large Group Opening Time

Offering: We are going to worship God right now by giving some of our money. When we give, our church will use the money, so we can learn how to remember and obey God's Word. Let's give joyfully now!

Think Right verse: Acts 16:31

Who should we believe in? (The Lord Jesus!) What verse tells us to "Believe in the Lord Jesus"? (Acts 16:31) Let's all stand up and say our verse together with actions. *Have all the leaders clap and cheer for the children!*

"Believe (point to head) **in the Lord Jesus** (point to the palm of each hand) **and you** (point both hands out) **will be saved** (both arms go up) – **you and your household** (both arms above head to make a point)." **Acts 16:31**

Transition: I'm so glad we can come to church and learn about Jesus. This makes me want to dance, shout, and sing!

Song 1: "Dance Shout and Sing"

Puppet Skit: Jesus takes care of Tracker!

T: Hi ya, _____!

WL: Hi, Tracker! How are you today?

T: In a hurry!

WL: Pardon me?

T: Sorry, _____, but I can't stay long today. I gots to go shoppin' with my mom.

WL: What for, Tracker?

T: I gots to buy new clopper covers... *(to the children)*...those are kinda like shoes, but for camels. Mine are all too small! I'm really growin' and so are my cloppers!

WL: Isn't it great how God takes care of us that way, Tracker?

T: What do ya mean? My mom's the one takin' me shoppin'.

WL: Well, Tracker, what is your mom going to use to take you shopping?

T: The camel-van of course!

WL: No, I mean how will she pay for your clopper covers?

T: We'll go to the bank and get some money!

WL: Where does the money come from?

T: The money bank lady? Ha, ha! Just kiddin', _____. My dad and mom work and get money for it.

WL: God gave your dad and mom the ability to work, so they can make money and buy you new clopper covers! See? God takes care of us, Tracker!

T: Oh, I gets it! I just never thought about that.

WL: Yeah, sometimes it's easy to forget that God is the One who takes care of all our needs.

T: I'm not gonna forget that now, _____. Well, I gots to get goin'.

WL: Okay, Tracker, have fun shopping for your clopper covers! We'll see you next week.

T: Okay. See ya later!

Transition: Do you know that Jesus cares for you? He loves you and cares for you all the time.

Song 2: "Jesus Loves Me"

Pray

Bible Lesson Introduction

Pray: Each week, select a child to pray to open the class. Remind children that we fold our hands, bow our heads, and close our eyes out of respect to God as we pray.

Find It: Can you say the first four books of the New Testament? Have children repeat after you while saying, "Matthew, Mark, Luke, John," holding up fingers to match the order of the books. Today we will be reading from the book of Matthew.

Timeline: *The purpose of the timeline is to challenge children to see the Bible as a big picture rather than individual lessons that do not connect. Point to the timeline, so children can see that we are in the NT.*

Introduction to the Bible Lesson:

Have you ever been sad? Maybe you got hurt on your birthday, or you heard your mom and dad fighting, or maybe your grandma was sick. Often, when we are sad, we just want to be alone. Do you know Jesus felt sad? He was sad because one of His best friends died. When this happened, He went out on a boat to a quiet place. Jesus understands what it means to be sad, and He wants to help and care for you when you are sad. Let's open our Bible to Matthew and see what happened when Jesus was all by Himself.

Scripture Outline: Matthew 14:13-21

Jesus and the crowds of people

Read Matthew 14:13-14

Recap: When Jesus was on the boat, people started to follow Him on the land. Jesus saw them and recognized that they were sick, and they needed to be healed. Jesus could have pretended He didn't see them, but He cared for them, just like He cares for us. So, He landed His boat and healed those who were sick.

Let's pretend we are sick; now let's pretend we are healed. Let's pretend our hand is broken; now let's pretend it's healed. Let's shut our eyes and pretend we can't see; now let's open our eyes so we can see.

The disciples and the crowds of people

Paraphrase of Matthew 14:15a:

It started to get late, and the people were getting hungry. The disciples came to Jesus and said...

Read Matthew 14:15b

Recap: The disciples wanted to send everyone away, so they could find food to eat.

Jesus responds to the disciples

Read Matthew 14:16-17

Recap: Jesus loved the people and wanted to take care of them. But the disciples said they only had five loaves of bread and two fish. Is that enough food to feed lots and lots of people? (No!) Let's find out what happened next.

Jesus performs a miracle

Paraphrase of Matthew 14:18-21: (or read this passage from your Bible)

Jesus took the five loaves of bread and two fish. He thanked God and began breaking the loaves of bread. The disciples started taking baskets of food to the people. There were over 5,000 people, which is a LOT of people. Can you guess what happened? There was so much food they had twelve baskets of food left over! Jesus did a miracle because He loved and cared for the people.

Conclusion

Isn't Jesus so caring? Let's remember this Bible lesson all week long and for the rest of our lives.

Do Right and Feel Right

Do you know that Jesus cares for you? He cares for you during a scary storm, when you are sick, and when your mom and dad go away on a trip without you. He cares for you when you fall off your bike and when you are having a fun day at the park. Jesus cares for you just like He cared for the crowds of people in our Bible lesson. This makes me feel loved knowing how much Jesus takes care of me. Do you know that when Jesus died on the cross for your sins, He was caring for you at that time? *Review the Gospel using the Wordless Book.*

Review Questions: What did we discover today?

1. Was Jesus happy or sad in the beginning of our Bible lesson? (Sad)
2. Did Jesus care for the people who were sick? (Yes)
3. How did He care for the people who were sick? (He healed them)
4. When the people were hungry, what did Jesus do? (He did a miracle and multiplied the food)
5. Does Jesus care for you? (Yes)
6. What did Jesus do for you on the cross? (He died for my sins because He loves and cares for me)

Discover Time

Transition to Discover Time: When I think about how much Jesus cares for me, I want to jump up and down. Let's jump to our Discover Time today because we are so loved by Jesus.

Do Right: I will depend on Jesus to take care of me.

Goal: To help children know when and where Jesus takes care of them.

Location A: Chalk Wall

Instructions for the DT Leader:

1. On the chalk wall, have children draw places where Jesus can care for them, such as: bed, house, park, car, boat, hospital, with their friends, in a storm, etc.
2. Remember, even though three and four-year-old art may not look perfect, in their minds their artwork has purpose. If you can't tell what they're drawing, ask them to talk to you about it.
3. After five minutes, have children sit down and talk to them for two minutes about the things you see on the chalk wall.
4. Allow them to continue drawing after the brief discussion.

Location B: LEGO Station

Setup instructions: In advance, use LEGO bricks to create two or three samples of places where Jesus can take care of us.

Instructions for the DT Leader:

1. Have children use LEGO bricks to build places where Jesus can take care of them, such as: bed, house, car, boat, hospital, bedroom, etc.
2. If you can't tell what they're making, ask them to talk to you about it. No matter what object they build, you can turn it into a conversation of where or how Jesus cares for them.
3. Near the end of Discover Time, have children stop working. Then go around and talk about each of the items the children made and talk about how Jesus cares for them in each of these places.

Classroom Review Time

Lead Teachers ~ Connecting the DT to the Lesson: Where can Jesus take care of you? (At home, at grandma's house, in their bedroom, in the car, at the doctor's or dentist's office, at a babysitter's house, etc.) Jesus cares for you very much, and He will always be there for you!

Reviewing the Know Right:

Supplies:

- Props or flannel board from your Bible lesson

Instructions:

1. Place all your props from the Bible lesson on a table.
2. Retell your Bible lesson with the help of the children in your classroom.
3. Coach children to retell the lesson to their parents when they get home.

Think Right Activity while waiting for parents:

Supplies:

- Activity sheet with Acts 16:31 written in bubble letters (see appendix)
- Crayons

Instructions:

1. Have children color in the letters with bright colors.
2. As they color, encourage them to recite Acts 16:31 in a variety of ways.
3. Optional: You could give the following or similar directions:
 - Let's color with our red crayon while we say Acts 16:31.
 - Let's color with our blue crayon while we say Acts 16:31.
 - Let's color with our other hand (left/right) while we say Acts 16:31.
 - Let's color with one hand on our head while we say Acts 16:31.
4. As children are picked up, challenge them to surprise their parents by "reading" Acts 16:31 when they get home.

Lesson 11 – February 16, 2025

Review Day – Part 1

Know Right:	True wisdom comes from God's Word.
Think Right:	John 3:16 and Acts 16:31 (Top 12)
Do Right:	I will remember God's Word.
Feel Right:	I can feel wise when I remember God's Word.

GET READY!

Just think of all the things your children have learned over the course of the quarter – things you have helped them discover about God and His Word that will stay with them for the rest of their lives! As you prepare for this week's review of the previous quarters' lessons, celebrate all God has done and will continue to do in the lives of your children and fellow leaders.

Pray: Pray that the children will remember, apply, and share what they've learned during this past quarter.

Read: Review the lessons from this quarter.

Know Right: True wisdom comes from God's Word

As we near the end of the quarter, we take a day to remember and celebrate all God has taught us through the study of His Word.

GET SET!

Creative Ideas for the Bible Lesson:

1. Prepare five bags (or boxes) in different sizes, each with props to review one or two lessons (see below for details). In advance, hide the bags (or boxes) in different locations throughout your children's ministry space or in different areas of your classroom. *This idea is included in the lesson.*
2. Use a class map (plan) to take you to the different locations to review selected lessons. *This idea is included in the lesson.*

Note: Save the bags (or boxes) for next week's Review Activity.

GO!

Pre-Service Review Game

Worship Leaders will lead children in a review game. Game details are in the appendix.

Large Group Opening Time

Offering: We are going to worship God right now by giving some of our money. When we give, our church uses the money, so we can learn about Jesus. Let's give joyfully now!

Think Right verse: John 3:16 and Acts 16:31

Can you tell me a verse about God loving the whole world? (John 3:16) *Have children stand and say the verse with confidence as they do the actions.*

"For God (point up) so loved (hands over heart) the world (hands circled above head) that He gave His one (pointer finger) and only Son (point to the palm of each hand), that whoever believes (point to head) in Him (point up) shall not perish (shake finger and head) but have eternal life (thumbs up)." John 3:16

Can you tell me a verse that teaches me I must believe in Jesus to be saved from my sin? (Acts 16:31) *Have children stand and say the verse strong and loud. Remind them that it is important not only to know the verse, but also to know how and when to use the verse.*

"Believe (point to head) in the Lord Jesus (point to the palm of each hand) and you (point both hands out) will be saved (both arms go up) – you and your household (both arms above head to make a point)." Acts 16:31

Transition: Since I believe in Jesus, I want to fix my eyes on Him.

Song 1: "Fixin' My Eyes on You"

Puppet Skit: Tracker learns more about Jesus

T: Hi ya, _____.

WL: Hi, Tracker. How are you?

T: I'm doin' awesome! I love comin' to church and learnin' 'bout Jesus.

WL: Jesus is amazing! Why do you love Jesus?

T: Well... *(hold up one finger)* #1 because He loves me, *(hold up two fingers)* #2 He died and rose again for my sins, and... *(hold up three fingers)* #3 He is super powerful! Remember how He fed all those people fish and bread...that was amazing!!!!

WL: Wow, Tracker! You have learned so much! I'm super proud of you.

T: Thanks, _____.

WL: Now here is the bigger question. You know sooooo much...but what should you DO with what you learned?

T: Hmmmm... What do ya mean "DO"? *(tap your chin like you are thinking)*

WL: Let me help you. If Jesus loves you, you can love _____.

T: Oh, I know! I can love all my friends, and I can love everyone in the whole world.

WL: That's right! And... you can love people when it's easy and when it's hard because Jesus is there to help you do it!

T: I also can tell other people about Jesus an' how He died for our sins.

WL: That is a great idea. You can use the Wordless Book to tell them the Good News of Jesus.

T: Yeppers! I'm gonna do that this afternoon with my friend Timmy. Timmy needs Jesus cuz He is sad all the time.

WL: Oh, Tracker. I'm so glad you're doing what you've learned!

T: Wait...one more!!! Because Jesus is powerful, I can pray an' ask Him to help me with the little things, like sleeping through the night and not being afraid.

WL: You're right! Jesus is powerful, and He can help you sleep at night.

T: Well, I gots to get goin'. Bye, kids! See ya later!

WL: Bye, Tracker!

Transition: Let's dance, shout, and sing praises to God as we celebrate everything we've learned this quarter.

Song 2: "Dance Shout and Sing"

Pray

Lesson Review Activity

The Big Journey – Part 1

Instructions:

1. In advance, estimate the maximum time spent at each station to guarantee visiting all stations in the allotted time.
2. Follow the map and use the props to briefly review each lesson. Keep the children engaged by allowing your review to become one exciting adventure!
3. As children walk to each location, have them recite either John 3:16 or Acts 16:31.

Bag 1

Lesson 1: God has a plan for Mary and Joseph. (Props: Mary, Joseph, and angel)

Lesson 2: Jesus is born. (Props: manger and baby Jesus)

Review of Lessons 1 and 2:

Before Jesus was born, angels told His parents they would have a very special Son. Jesus was special because He was God's Son, and He was coming to save us from our sin. This was all part of God's plan. After Jesus was born, angels told the shepherds in the field how to find baby Jesus. The angels told them to go quickly to see Him and worship Him. After the shepherds worshiped baby Jesus, they went and told other people the Good News about Him. God loves each of us very much, and He gave us Jesus as a very special gift. Jesus is God's only perfect Son. We can celebrate that Jesus is God's only perfect son.

Bag 2

Lesson 4: Jesus does not sin. (Props: "No" sign)

Review of Lesson 4:

Jesus didn't stay a little baby – He grew up and became a man. Through this whole time, Jesus never sinned. He was perfect. Even when He was tired and hungry, He did not sin. Saying "no" to sin isn't always easy; it's hard work! Let's practice saying "No!" to sin. If your friend said, "Let's steal a candy bar from a store," what should you do? With God's help, you can say, "No!" and walk away. How about if you're having a bad day and you want to be sassy to your mom or dad. With God's help you can choose to obey your mom or dad. Are you willing to let God help you do what is right this week? When you do what is right, you can feel happy knowing you are doing things God's way.

Bag 3

Lesson 6: Jesus teaches about the wise and foolish builders. (Prop: a LEGO house and a Bible, popsicle sticks in a small tray or box of sand)

Review of Lesson 6:

This LEGO house and Bible remind me of our lesson about the wise and foolish builders. Do you remember? The wise man built his house on the rock, which is like us building our life on the truth we find in God's Word, the Bible. When we study God's Word, we become wise by learning to put Jesus first in everything we think, say, and do. The foolish man didn't put Jesus first, and he didn't obey God's Word. He built his house on foolish things that would not make his house strong. He built his house on the sand. Which house would be safe in a storm – the house built on a rock (God's Word), or the house built on the sand (foolish things)? (The house built on the rock) You're right! The house built on the rock was strong, but the house built on the sand crashed during the storm. Let's be wise and build our lives on God's Word!

Bag 4

Lesson 8: Jesus loves people and wants them to know Him. (Props: pictures of people at different ages and from around the world, five objects in Wordless Book colors – construction paper, cups, towels, water bottles with food coloring, etc.)

Review of Lesson 8:

Use the Wordless Book props to teach through this summary.

Jesus loves people very much. He loves your parents, your grandmas and grandpas, your brothers and sisters, and your cousins. He loves your teachers, your friends, and your neighbors. He loves everybody including you. He loves us so much that He died for our sin. Remember, sin is anything you think, say, or do that is against God. *Give examples of sin your children would understand.* The punishment for sin is to not ever be with God. That's so sad! But wait, God had a plan! He sent Jesus to earth, to die to take away our sin, so we can be clean. When you ask Jesus to be the leader of your life, He is always with you, and He will help you make good choices. That should make you very happy. Have you asked Jesus to be the leader of your life? You can do that right now. All you have to do is ask Him. *If a child shows interest in asking Jesus to be the leader of their life, have a leader talk to the child off to the side. Use the "Coaching Kids for Salvation" card to ensure the child is ready to make this decision.*

Jesus tells us that there are many people who want to know how to get to heaven, but only few people who are willing to tell others. This is sad. I will tell other people about Jesus! Will you tell other people about Jesus? We can tell _____ *(list people as you hold up pictures)* about Jesus.

Bag 5

Lesson 10: Jesus feeds the 5,000. (Props: a basket with fish and loaves of bread)

Review of Lesson 10:

Jesus loved people so much. He knew they needed help, and He wanted to help them. He knew they were hungry and did not have enough to eat. Do you remember what He did? Does this basket with fish and bread give you a hint? He took their little bit of food – five loaves of bread and two fish – and He fed all the hungry people! It was a BIG CROWD with lots and lots of people. That was a miracle!

Jesus cared for all the people, and we know He cares for us, too. He cares for you during a scary storm, when you are sick, and when your mom and dad go away on a trip without you. He cares for you when you fall off your bike and when you are having a fun day at the park. Jesus cares for you just like He cared for the crowds of people in this Bible lesson. This makes me feel loved knowing how much Jesus takes care of me. Let's pray and thank God for taking care of us.

Discover Time

Note: Due to the review activity, we will not have *Discover Time* this week.

Classroom Review Time

Review Activities while waiting for parents:

Option 1

Supplies:

- Parachute or large sheet
- Beach ball or soft object
- Worship music

Instructions:

1. Have children hold the edges of a parachute; place the ball in the center of the parachute.
2. As the music plays, children can bounce the ball on the parachute.
3. When the music stops, have children stand still and recite John 3:16 and/or Acts 16:31. Ask them where they can use this verse. (At the park, with friends, etc.) Remind children that Jesus loves us, and He wants us to tell others all around the world how to believe in the Lord Jesus.
4. Repeat as time permits.

Option 2

Supplies:

- Beanbags
- Bucket

Instructions:

1. Have children sit in a circle with the bucket in the middle.
2. Have children pass beanbags as they recite John 3:16 and/or Acts 16:31.
3. When they finish the verse, ask all the children holding a beanbag to stand up and toss the beanbag into the bucket.

Lesson 12 – February 23, 2025

Review Day – Part 2

Know Right:	True wisdom comes from God's Word.
Think Right:	John 3:16 and Acts 16:31 (Top 12)
Do Right:	I will remember God's Word.
Feel Right:	I can feel wise when I remember God's Word.

GET READY!

Let's take time this week to stop and think through the lessons we studied this past quarter. What facts did we learn, what verses are we thinking about, how are we applying what we've learned, and how do we feel as we implement these truths into our lives? Then let's celebrate all God has done this quarter as we grow closer to Him!

Pray: Pray that the children will remember, apply, and share what they've learned during this past quarter.

Read: Review the lessons from this quarter.

Know Right: True wisdom comes from God's Word

This is our Jesus. He is the promised Messiah for whom the Israelites were waiting. He is the one who loves us so much that He took our punishment so that we might be saved. As we walk with Him through the book of Matthew, let's meditate on His Word and marvel at His wonders so that through each lesson, we might become more like Him.

As we come to the end of the quarter, we will take another day to remember and celebrate all God has taught us through the study of His Word.

GET SET!

Creative Ideas for the Bible Lesson:

1. Use the five bags (or boxes) with props from last week. Place bags (or boxes) with props at each station in advance. See below for additional supplies needed for each station. *This idea is included in the lesson.*
2. Use a class map (plan) to take you to the different locations to review selected lessons. *This idea is included in the lesson.*

GO!

Pre-Service Review Game

Worship Leaders will lead children in a review game. Game details are in the appendix.

Large Group Opening Time

Offering: We are going to worship God right now by giving some of our money. When we give, our church uses the money to tell others about Jesus. Let's give joyfully now!

Think Right Verses: John 3:16 and Acts 16:31

Can you tell me a verse about God loving the whole world? (John 3:16) *Have children stand with confidence and say the verse along with the actions.*

"For God (point up) so loved (hands over heart) the world (hands circled above head) that He gave His one (pointer finger) and only Son (point to the palm of each hand), that whoever believes (point to head) in Him (point up) shall not perish (shake finger and head) but have eternal life (thumbs up)." John 3:16

Can you tell me a verse that teaches me I must believe in Jesus to be saved from my sins? (Acts 16:31) *Have children stand and say the verse strong and loud. Remind them that it is important not only to know the verse, but also to know how and when to use the verse.*

"Believe (point to head) in the Lord Jesus (point to the palm of each hand) and you (point both hands out) will be saved (both arms go up) – you and your household (both arms above head to make a point)." Acts 16:31

Note: *This is repeated from last week. The more you review, the more children will know the Word of God.*

Note: *Instead of having a puppet skit today, Tracker will sing with the children during worship time.*

Transition: I love worshipping our one and only true God. Let's call up Tracker and have him sing a song with us today. Hey Tracker! *Tracker comes up and joins in the singing.*

Song 1: "My God is so Big"

Transition: Because Jesus loves me, I want to fix my eyes on Him all the time!

Song 2: "Fixin' My Eyes on You"

Transition: When we fix our eyes on Jesus, we become a light. This reminds me of a song...

Song 3: "This Little Light of Mine"

Pray

Lesson Review Activity

The Big Journey – Part 2

Instructions:

1. Estimate your maximum time at each station to guarantee visiting all stations in the allotted time.
2. Follow the map and use the prop(s) to briefly review the lesson while the children do the activity.
3. Between stations, have preschoolers recite either John 3:16 or Acts 16:31.

Station 1: Play-Doh Station

Supplies:

- Play-Doh
- Star cookie cutters
- Optional: rollers to flatten the Play-Doh
- Bag 1 (from last week)

Instructions:

Have children flatten the Play-Doh and cut into stars using star cookie cutters as you review Lesson 1 (God has a plan for Mary and Joseph) and Lesson 2 (Jesus is born).

Station 2: Chalk Wall

Supplies:

- Chalk
- Bucket with small, wet sponges
- Bag 2 (from last week)

Setup instructions: In advance, write “sin” multiple times in large bubble letters all over the chalk wall.

Instructions:

Have children color in the letters on the chalk wall as you review Lesson 4 (Jesus does not sin). If they have extra time, have them draw sad faces. Then have them all say “No!” to sin and erase the pictures with the sponges.

Station 3: Sand Station

Supplies:

- Craft sticks or small plastic castle molds or plastic cups
- Buckets of water or a hose
- Bag 3 (from last week)

Instructions:

As you review Lesson 6 (Jesus teaches about the wise and foolish builders), have children build a house in the sand with craft sticks or castle molds/plastic cups. Then dump water on their houses, making them crash, like the house of the foolish man who built it on the sand.

Station 4: Art Station

Supplies:

- White roll paper with “Jesus” written at the top, a giant heart in the middle, and “everyone!” at the bottom (Tips: Use the paper vertically, so children can sit around the paper and reach the heart; you may need more than one banner if your class is large.)
- Glue sticks
- One-inch squares of tissue paper or construction paper in Wordless Book colors
- Bag 4 (from last week)

Instructions:

Have children glue on Wordless Book-colored confetti squares inside the large heart as you review Lesson 8 (Jesus loves people and wants them to know Him).

Discover Time

Note: Due to the review activity, we will not have Discover Time this week.

Classroom Review Time

Review Activities while waiting for parents:

Option 1

Supplies:

- Fish crackers – *check for allergies*
- Bag 5 (from last week)

Instructions:

As you celebrate the end of the quarter, have children enjoy a snack of fish crackers as you review Lesson 10 (Jesus feeds the 5,000).

Option 2

Supplies:

- Wordless Book Matching Game (see appendix)

Instructions:

1. Divide children into small groups to play the matching game.
2. As they match cards, have them remember what the color and the picture stand for. Also ask if they know what verse in the Bible would match that color. If children have been attending on a regular basis, they may know all the verses below.
 - **Gold:** John 14:2 (or John 3:16)
 - **Dark:** Romans 3:23
 - **Red:** Hebrews 9:22b (or John 3:16)
 - **White/Clean:** Acts 16:31
 - **Green:** 2 Peter 3:18a

Lesson Review Questions

Year 2 – Quarter 2

Leader's Note: Reword questions to better suit the developmental age level of the children you're working with or to better fit the game/activity. They can be revised to be multiple choice, true or false, or fill in the blank. The purpose of the review questions is to reinforce what children have learned, not to stump them. Incorrect answers should always be kindly and positively corrected, so all children clearly hear the correct answer. *Note: Lesson Review Cards are available in the appendix.*

Topical Lesson: New Testament Flyover

1. Do we learn about the life of Jesus in the Old Testament or the New Testament? (NT)
2. Jesus was born as a tiny _____. (Baby)
3. Jesus was a boy and grew up to become a _____. (Man)
4. Was Jesus alive just like me and you? (Yes)
5. Did Jesus ever sin? (No)
6. Did Jesus heal people? (Yes)
7. Is Jesus real, alive, and powerful? (Yes)

Lesson 1

1. What were the names of Jesus' mother and earthly father? (Mary and Joseph)
2. What does the name Jesus mean? He will save His people from their _____. (Sin)
3. What is a sin? (Anything we think, say, or do that is against God)
4. Is Jesus God's gift to us? (Yes!)
5. How can you celebrate Jesus this Christmas at home?

Lesson 2

1. Did Mary and Joseph travel to Bethlehem or Egypt? (Bethlehem)
2. Why did Mary and Joseph have to go to a stable instead of an inn? (There was no room for them in the inn)
3. What happened to Mary after they arrived in Bethlehem? (Her baby, Jesus, was born)
4. How did Mary care for Jesus after He was born? (She wrapped Him in cloths and laid Him in a manger)
5. Who did the angels visit in the fields? (Shepherds)
6. Did the shepherds find baby Jesus lying in a manger or a crib? (In a manger)
7. What did the shepherds do after they found baby Jesus? (They told people about Him)
8. Why did God send His Son, Jesus, to be born? (To save His people from their sin)

Topical Lesson: Jesus is worthy of our worship

1. Can Jesus save us from our sin? (Yes)
2. Is Jesus a King or a soldier? (King)
3. Does Jesus teach us through the Bible? (Yes)
4. Is Jesus awwwwwesome? (Yes!)
5. Who can you tell about Jesus this week?

Lesson 3

1. Who went to worship baby Jesus? (The wise men)
2. What did the wise men follow in the sky? (A star)
3. Was King Herod a good king or a bad king? (A bad king)
4. Did King Herod love Jesus? (No)
5. What did the wise men give Jesus? (Gifts)
6. God protected Jesus from the bad king. Can God protect you? (Yes!)

Lesson 4

1. Did Jesus ever sin? (No)
2. Where did Satan tempt Jesus – in the desert or in the jungle? (In the desert)
3. Are you ever tempted to sin? (Yes)
4. What should you say when you are tempted to sin? (No!)
5. Give examples of temptations that are sin. (Not obeying, not sharing, being sassy, etc.)

Lesson 5

1. Does worrying make things better or worse? (Worse)
2. Does God take care of the birds? (Yes)
3. Why did Jesus talk about birds? (He wants to remind us that we are even more important to Him than the birds)
4. Does God create beautiful flowers? (Yes)
5. Why did Jesus talk about flowers? (He wants to remind us that God will provide for our needs)
6. What should a person do if they are tempted to worry about something? (Pray and trust God to help them)

Lesson 6

1. Did the wise man put Jesus first? (Yes)
2. On what did the wise man build his house on? (A rock)
3. When the rain and wind came, what happened to the wise man's house? (It stood strong)
4. Did the foolish man put Jesus first? (No)
5. On what did the foolish man build his house on? (The sand)
6. When the rain and wind came, what happened to the foolish man's house? (It fell down)
7. Are you wise or foolish? (If you put Jesus first in your life, you are wise)

Lesson 7

1. Did Jesus go to the town of Capernaum? (Yes)
2. Who wanted to see Jesus right away? (A centurion, a very powerful man)
3. What did the man want Jesus to do? (Heal his servant who was paralyzed/sick)
4. Could Jesus heal him? (Yes)
5. Did Jesus heal the servant? (Yes)
6. The man believed in Jesus, and his servant was _____. (Healed)
7. Do wise children believe in Jesus? (Yes)

Lesson 8

1. Does Jesus love everyone? (Yes)
2. Jesus wants everyone to know how to get to _____. (Heaven)
3. How can we help others to know how to get to heaven? (By sharing the Wordless Book)
4. Are you willing to tell others about Jesus? Who will you tell?
5. Are you too young to tell others about Jesus? (No)

Lesson 9 *(not being used in 2025)*

- ~~1. Jesus told a story about a farmer. What was the farmer planting? (Seeds)~~
- ~~2. How many different soils did we learn about—four or nine? (Four)~~
- ~~3. “Patty Hard Path” reminds us of the seed that fell along the hard path—did she listen to the Bible lesson? (No)~~
- ~~4. “Rocky” reminds us of the seed that fell in the rocky soil—he listened to the Bible lesson, but did he want to obey what he learned? (No)~~
- ~~5. “Tiffany Thorn” reminds us of the seed that fell among the thorns—did she get distracted and forget to put God first? (Yes)~~
- ~~6. “Gabe Good Soil” reminds us of the seed that fell on good soil—did he listen and want to obey? (Yes)~~
- ~~7. Do you want to grow to be more like Jesus—like Gabe Good Soil?~~
- ~~8. What are some ways we can grow to be more like Jesus? (Read the Bible, come to church, pray, etc.)~~

Lesson 10

1. Was Jesus happy or sad in the beginning of our Bible lesson? (Sad)
2. Did Jesus care for the people who were sick? (Yes)
3. How did He care for the people who were sick? (He healed them)
4. When the people were hungry, what did Jesus do? (He did a miracle and multiplied the food)
5. Does Jesus care for you? (Yes)
6. What did Jesus do for you on the cross? (He died for my sins because He loves and cares for me)

Lesson 11

Review Day – Part 1: No new review questions

Lesson 12

Review Day – Part 2: No new review questions

On Track Map Questions

Q2 – Winter

Prayer

Purpose: To emphasize important truths about prayer.

What is praying? (Talking to God)

When can you pray? (Before meals, before bed, in church, anytime!)

Where can you pray? (At church, in the car, at the table, in bed, anywhere!)

Who always hears you when you pray? (God)

Does God always hear your prayers? (Yes)

How should we act when we pray? (Respectful – bow head, fold hands, and close eyes)

How does God answer our prayer requests? (Yes, no, and wait)

What or who can we pray for?

Advanced Wordless Book

Purpose: Advanced questions on the Wordless Book to make children think through each color/key word/verse pattern. *Hold up Wordless Book colors as you ask the questions.*

Gold

1. Who loves you all the time, no matter what? (God)
2. Who's in heaven? (Jesus)
3. What is not in heaven? (Sin)
4. How do we get to heaven? (Pray and ask Jesus to forgive our sin and be the leader of our lives)

Dark

1. What is sin? (Anything we think, say, or do that is against God)
2. Is sin a bad thing? (Yes)
3. What are some sins? (Not sharing, hitting, being mean, etc.)
4. Does God like it when we sin? (No)

Red

1. Did Jesus ever sin? (No)
2. Why did Jesus have to die for us? (He is the only One who is perfect)
3. Who is Jesus' Father? (God)
4. How did Jesus die? (On the cross)
5. Did Jesus stay dead? (No, He rose on the third day! He is alive!)

Clean (White)

1. If we ask Jesus to forgive our sin, are all of our sins forgiven? (Yes, 100% of them)
2. When we pray for Jesus to forgive us, what does He wash away? (Our sin and then we are clean in God's eyes)
3. Can anyone pray for God to forgive them? (Yes)
4. Do we act differently when we are saved from our sin? (Yes)
5. What verse tells us to believe in Jesus? (Acts 16:31: "Believe in the Lord Jesus and you will be saved - you and your household.")

Green

1. What verse reminds us to grow? 2 _____ 3:18a (Peter)
2. Fill in the blank: "But _____ (grow) in the grace and _____ (knowledge) of our Lord and Savior _____ (Jesus) Christ. "
3. What book can we read to grow to be more like Jesus? (Bible)
4. What can we memorize from our Bible? (Verses)
5. Where can we go to learn more about Jesus? (Church)
6. Will we grow closer to Jesus when we pray to Him? (Yes)

Life Transformation

1. After we pray and ask Jesus to save us from our sin, should we be loving or mean? (Loving)
2. After we pray and ask Jesus to save us from our sin, should we be joyful or sad? (Joyful)
3. After we pray and ask Jesus to save us from our sin, should we be peaceful or start fights? (Peaceful)
4. After we pray and ask Jesus to save us from our sin, should we be patient or whiny? (Patient)
5. After we pray and ask Jesus to save us from our sin, should we be kind or pushy? (Kind)
6. After we pray and ask Jesus to save us from our sin, should we be good or bad? (Good)
7. After we pray and ask Jesus to save us from our sin, should we show others our faith in Jesus or should we hide it? (Show our faith)
8. After we pray and ask Jesus to save us from our sin, should we be gentle towards people who are hurt, or should we make fun of them? (Be gentle)
9. After we pray and ask Jesus to save us from our sin, should we take things from other people if we want them or should we ask nicely and show self-control? (Ask nicely and show self-control)

Pre-Service Review Game

Year 2 – Quarter 2

Snowman fun!

Big Idea: Children will build a snowman as they correctly answer questions.

Supplies:

- Three large, white foam balls
- A wooden stand with a central post (attach a dowel into a foundational board) where children can slide on the three foam balls to create a 3D snowman (similar to a giant Mr. Potato Head)
- Props to decorate the snowman: carrot nose, eyes, glasses, hat, scarf, buttons, etc. (occasionally add in new items throughout the quarter)
- Large tub to store the three large snowman balls and all the pieces

Instructions:

1. The Worship Leader will ask a review question.
2. When a child answers a question correctly, they can select a large ball to build the snowman. Once the snowman is built, they can select an item to add to the snowman.
3. If you have a large group, have two snowmen so you can play Boys vs. Girls, or Class A vs. Class B.

Optional: Create the props on paper and laminate them. Put Velcro on the foam balls and on the back of the laminated pieces to attach the pieces to the snowman.

Alternate idea: Create a two-dimensional snowman by taping paper supplies to a wall.

Mission Lesson

Year 2 – Quarter 2

Encouraging our Christian Friends

Goal: To introduce children to the concept of persecution and give them the opportunity to encourage persecuted Christians.

Supplies:

- Map of the world (should be small enough to hold up in front of the children; put hearts on at least 15-20 countries where Christians are actively being persecuted; see link below)
- Premade cards with a sun or a heart and John 1:12 on the front and “We care about you” in bubble letters on the inside (see appendix)
- Crayons or washable markers (encourage children to use happy colors)
- A fun, colorful mailbox to collect cards at the end of the lesson

Leader Resources:

1. <https://worldhelp.net/6-ways-teach-children-christian-persecution/>
2. <https://www.persecution.org/letters/> (This website has all the information you will need for writing and mailing the encouragement cards the children will be making at the end)
3. <https://www.opendoors.org/en-US/persecution/countries/> (This link gives the top 50 countries where it is most difficult to follow Jesus)

Note: *Rather than focusing on the word “persecution,” emphasize how sad it is that Christians are not treated kindly in some places around the world.*

Lesson:

Welcome children and have them sit in a circle to foster more of a family atmosphere.

Did you know that when you ask Jesus to save you from your sin and you make Him the Leader of your life, you actually become part of a very special family? It’s God’s family! *Read John 1:12 from your Bible.* God says that when He saves us from our sin, He adopts us into His family, and He calls us His sons and daughters. That means that all the people who believe in Jesus as their Savior are actually your brothers and sisters in Christ!

Look around the circle... guess what! The people in this circle who have believed in Jesus as their Savior are all brothers and sisters in Christ. And if you have accepted Jesus as your Savior, the other Christians around the world – people who believe in Jesus as their Savior – are your brothers and sisters in Christ, too! *Point to the hearts on the map.*

When we come to church, we get to spend time with our brothers and sisters in Christ. It’s really special. How do you feel when you come to church? *Allow children to answer.* At church, we get to talk to Jesus, worship God, and learn Bible lessons. I love that we get to do that!

In some countries, the government doesn't allow people to go to church, worship God, and learn Bible lessons. In these places, people who love Jesus are often bullied, treated badly, and even physically hurt very badly. This poor treatment because of their faith in Jesus has a special name; it is called "persecution".

Can you imagine if you were bullied because you go to church? Or if someone threw things at you or was unkind to you because you go to church? That would be so sad!

Hold the map and pass by each child, so they can get a closer look. Do you see all the hearts on this map? They show some of the countries where people are persecuted for loving and following Jesus. Today, we get to make cards for some of those Christians to help them remember how much Jesus loves them! We get to encourage them because they are our brothers and sisters in Christ.

Hand out cards and crayons/markers, and have children spread out. As they begin to work, remind them that this is a very important project. Children should take their time and work very carefully to make happy, beautiful, encouraging cards. If children have extra time, provide ideas of what they can draw on the inside of their cards: happy faces, flowers, hearts, trees, etc.

Note for Leader: It is important for you to review the instructions provided by International Christian Concern prior to leading this activity, so that the cards are encouraging and culturally appropriate. For example, ICC notes that drawings of animals may not be culturally appropriate.

When children are finished creating their cards, have them take turns putting their cards into the mailbox. End by praying for all the people who are going to receive these cards.

Bonus Mission Lesson

An option for classes that visit the Mission Station twice.

Around the World

Supplies:

- Wagon
- Four Wordless Books
- Globe
- Four suitcases, each filled with items representing a different country, such as pictures, food, objects from the country, picture of missionaries from the specific country (suitcases should be placed around your classroom or your children's ministry space in advance)

Instructions for the DT Leader:

1. Travel as a group to each suitcase/destination while pulling a wagon with a globe and Wordless Books.
2. Before you begin to travel, show the children on the globe the destination you will be traveling to.
3. When you arrive at each destination, discuss what is in the suitcase and talk about the importance of telling the people about Jesus.
4. Before leaving the destination, the class will leave a Wordless Book for the missionaries of the country, so they can tell others about Jesus.
5. Continue to each destination.

Bulletin Boards

Year 2 – Quarter 2

Top 12 Hall of Fame!

1. Cover bulletin board with paper. Place large, bold letters that say “Top 12 Hall of Fame” in the center.
2. Write the references sporadically around the board for the six most recent Top 12 verses used in preschool (Acts 16:31, John 3:16, Mark 12:30-31a, Joshua 1:9, Proverbs 3:5-6, and John 14:6).
3. Create a folder or pocket to store star stickers.
4. Each week, the leader should choose a reference.
5. If the entire class can say the verse, then each child will be given a star to place next to the reference on the bulletin board.
6. By the end of the quarter, the class will have reviewed each verse twice.

Optional: Use a large 4” star cutout and have the leader place it next to the Bible verse reference on the bulletin board after the class recites the verse, rather than individual star stickers.

Bible Timeline Thumbnails

DISCOVERY LAND

A Ministry of Discovery Land Global • 2693 W Grand Chute Blvd., Appleton, WI 54913 • 920-968-0700 • DLGlobal.org

Old
Testament



New
Testament



Discovery Land
Bible Timeline

Copyright 2022 - Appleton Alliance Association

Worship: Preschool

Year 2 – Quarter 2

Song, Artist, Album, Time

“John 3:16” by The Rizers, *Meet the Rizers*, 2:45 (optional fade out at 2:17)

“Away in a Manger / That 1st Christmas Day” by Singin’ Praise Tots, *Jump for Joy*, 3:45

“Jump for Joy” by Singin’ Praise Tots, *Jump for Joy*, 2:45

“This Little Light of Mine” by Go Fish, *Splash*, 4:15 (optional: fade out at 2:59)

“My God is so Big” by Studio Musicians, *Crazy Praise, Vol. 2*, 2:53

“Dance Shout and Sing” by Singin’ Praise Tots, *Touch the Sky*, 2:49

“Jesus Loves Me” by Go Fish, *Superstar*, 4:00 (optional: start song at 0:31 and fade out at 3:45)

“Fixin’ My Eyes on You” by Jana Alayra, *Jump Into the Light*, 2:46

Worship Schedule: Preschool

Lesson	Date	Song 1	Song 2
	<i>December 1</i>	<i>Topical Lesson: New Testament Flyover (Worship Leader's choice)</i>	
01	December 8	John 3:16	Away in a Manger
02	December 15	John 3:16	Jump for Joy
	<i>December 22</i>	<i>Topical Lesson: Jesus is worthy of our worship (Worship Leader's choice)</i>	
03	December 29	Away in a Manger	Jump for Joy
04	January 5	This Little Light of Mine	My God is so Big
05	January 12	This Little Light of Mine	Dance Shout and Sing
06	January 19	Dance Shout and Sing	This Little Light of Mine
07	January 26	Jesus Loves Me	Fixin' My Eyes on You
08	February 2	Jesus Loves Me	Dance Shout and Sing
09		<i>Note: This lesson is not being used during this sequence.</i>	
10	February 9	Dance Shout and Sing	Jesus Loves Me
11	February 16	Fixin' My Eyes on You	Dance Shout and Sing
12*	February 23	My God is so Big	Fixin' My Eyes on You

***Lesson 12 has a 3rd song: This Little Light of Mine**

Preschool Printable Resources

Year 2 — Quarter 2



**Topical Lesson: NT Flyover
Timeline pictures**



**Topical Lesson: NT Flyover &
Lessons 8 and 12 - Wordless
Book Matching Game**



**Lesson 1 Play-Doh
Jesus activity sheet**



**Lesson 2 LEGO
Jesus in WB colors
(enough for 2 children)**




**Lesson 2 Know Right
Christmas Tree wall chart**



**Lessons 2 and 9 - Wordless Book
Bingo Game and Leader cards**


*Note: There are six different Bingo Cards, so
children don't all get Bingo at the same time.*



**Lesson 4
Yes and No Signs
8.5x11 and 11x17**



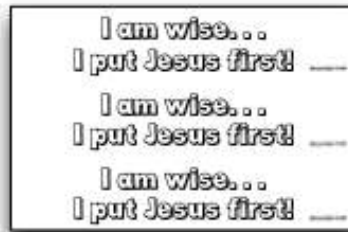
**Lesson 5 Creative Idea
Bird and flower pictures**



**Lesson 5 Creative Idea
Pineapple, banana, and turkey
pictures**



Lesson 5 Box
Worry or trust God pictures



Lesson 6
I am wise headband
(11x17)



Lesson 8 Sand
Mini Wordless Books
(enough for 20 children)



Lesson 9
Creative Idea, Water DT, and
Know Right Activity
Faces of 4 soils



Lesson 9 Art
I want to grow!
(page 2 is enough for two children)



Lesson 10
Think Right Activity
Acts 16:31 activity sheet



Mission Lesson
Encouragement cards



Lesson Review Cards

The Wordless Book -

Presenting the Gospel to Children



The Wordless Book is the primary way the Gospel is shared with children in the Discovery Land curriculum. You will notice that it is referred to on a weekly basis as you present the Gospel message.

Each color has a simple meaning and a key verse that will help children understand the true meaning of God's love and how they can have a personal relationship with Him now and for eternity.

The Wordless Book is a tool that outlines a clear Gospel message. For older children, you may feel that this tool has become repetitive, but after reviewing test results, we learned our older children know the key word, color, and verse, but often they do not know how to use it as a tool to share or defend their faith. Keep this in mind as you role model the Gospel message to your children each week.

Occasionally try using the Gospel outline without referring to the colors. After you are done, ask children what this reminds them of. Or begin sharing the Gospel by expressing the joy you have by being clean (saved) from the sin in your life.

It is important to tie in the joy of becoming part of God's family. When you become a Christian, God is your Heavenly Father and you join all Christians as part of His church family.

Using the Wordless Book:

Gold - The gold page reminds us of God's love for us and how we, as Christians, can have confidence that someday we can go to heaven. John 14:2 says, "In my Father's house are many rooms; if it were not so, I would have told you. I am going there to prepare a place for you." Heaven is real...and is a perfect, literal place. It will be filled with happiness, joy, streets of gold, a perfect family, and the presence of God Himself.

But there is one thing that is not in heaven...and that is sin.

Dark - The dark page represents sin. Sin is anything we think, say, or do that is against God. Examples of sin are cheating, stealing, and gossiping. These are things that are not going to be in heaven and things that displease God. Romans 3:23 says, "For all have sinned and fall short of the glory of God." The penalty of sin is eternal death, meaning we can't go to heaven, but there is hope...

Red - The red page reminds us of Jesus. Jesus is God's only perfect Son who came to this earth to live a perfect life. Because of His perfect life, only He could take the punishment for our sin. Hebrews 9:22b says, "...and without the shedding of blood there is no forgiveness." Jesus did shed His blood, and because of that, He is the only way to heaven. It is not by good works (Ephesians 2:8-9), it is only through the gift of Jesus. It's a personal choice if we want to accept this free gift of Jesus. But wait, I need to tell you something...Jesus didn't stay dead, He rose again and had victory over sin!

Clean - The clean page reminds us that if we believe in these truths, our sin is forgiven. Acts 16:31 says, "Believe in the Lord Jesus, and you will be saved - you and your household."

Believe and you will be saved from the penalty/punishment of your sin. Your sin can be forgiven and you can be washed clean. But that is a choice that each individual needs to make.

Green - The green page reminds us that once you ask Jesus to forgive your sin, He wants you to grow closer to Him. It's a *relationship*, not a religion. He becomes the leader of your life. Because He is your leader, you will want to grow...like grass in the warm summer months (green). 2 Peter 3:18a says, "But grow in the grace and knowledge of our Lord and Savior Jesus Christ." We grow closer to Him by reading our Bible, praying, and obeying His Word.

This sounds pretty cool, doesn't it? No matter how old you are, it's a choice you have to make for yourself! You can choose today to accept this amazing truth. If you want to choose to ask Jesus to be your Savior and Lord, you need to pray, or talk to God, about it. God is real, and He can hear you when you pray.

If you'd like to make this decision, you can pray about it right now:

1. Admit you are a sinner...tell Him about the sin you struggle with and how you know they displease God. (**dark**)
2. Tell Him you believe that Jesus died and took the penalty for your sin. (**red**)
3. Personally ask Jesus to forgive you of your sin and become the leader of your life. (**clean**)
4. Thank Him for forgiving you and being the new leader of your life.

If you have truly asked Jesus to save you and be the leader of your life, you can know that your sin is forgiven and that you are a child of God!

Additional Tips:

To help coach children toward salvation, the DL program provides the *Coaching Kids for Salvation* card.

Coaching Kids for Salvation

After the Gospel is presented by the teacher...
...during the lesson, invite children to a quiet location if they want to make a decision.

Making sure the child is ready for salvation:
Ask: I think I know why you came to talk to me; but, would you tell me?
Answers may vary from "I want to go to Heaven," "I have sinned," "I love Jesus," or "I don't know." If child says, "I don't know," encourage them to go back to class and you can talk more later.

Checking to see if the child has an understanding of the Gospel:
Ask: Can you tell me anything about the Wordless Book?
Allow the child to explain the Gospel to you. Don't expect perfection. Look for an understanding of sin and the need for Jesus to forgive them of their sin.

Allowing the child to personalize the need for a Savior:
Ask: Have you sinned? How have you sinned?
Show child **Romans 2:23** in your Bible.
If the child denies sin in their life, they are not ready to go further in this discussion. If the child can tell you about sin and personalize that they have sinned, you can continue with the conversation.

Ask: Who can forgive your sin?
Answer should be Jesus.

Ask: What did Jesus do for your sin?
Show child **Hebrews 9:22b** in your Bible.
Have child put their name in the sentence, "Jesus died for _____'s sin."

Ask: What happened after Jesus died for you?
Answer: "He rose again!" (**1 Corinthians 15:3b-4**)

DISCOVERY LAND

Making a personal choice:
Ask: What would you like Jesus to do for you?
Answers may vary: "Take away my sin," or "Take the punishment for my sin."

Say: In **Acts 16:31**, it says that if we believe in the Lord, Jesus Christ (point to the red page) you can be saved (dark page) from your sin (dark page).

Ask: Would you like to pray and ask Jesus to take away your sin?
If a child says, "No," tell the child to continue to think about it through the week and ask to you next week if they would like to.

If a child says, "Yes," say, "Why don't you pray and tell Jesus you have sinned, that you believe in Him, and that you need Him to forgive your sin."

Allow child to pray. If the child needs coaching with words, inform them that you will help them, but they need to remember they are talking to God and they need to really mean what they are saying.

Assurance of salvation:
Following the prayer, ask: What did Jesus just do for you?
Allow child to answer: "He saved me from my sin."

Ask: How do you know?
Allow child to answer: "The Bible tells me so."

Hebrews 13:5b teaches us that when we ask Jesus to be part of our lives, He will never leave us. Use your fingers (starting with your pinky) and say, "Jesus will never leave _____."

"I am so excited about the decision you made today. Why don't we go back to class and tell the Teacher/Shepherd about what happened." (Allow the child to explain what happened.)

Adapted from CEF salvation training


DISCOVERY LAND

To assist you with presenting the Gospel and beginning to disciple a child, the DL program provides the *Believe It or Not?* booklet, the *Now What?* booklet, and the *I Believe* bookmark.

The *Believe it or Not?* booklet explains the Gospel using Scripture, kid-friendly definitions, and the Wordless Book framework. It is a great tool to explain the Gospel to an interested child, and/or to send home with a child who wants to consider trusting Jesus as their Lord and Savior.



If a student chooses to trust Jesus as their Lord and Savior, the *Now What?* booklet is a great introduction to what it means to live the Christian life. It briefly covers topics such as who they are in Christ, spiritual disciplines, such as worship and prayer, and being a part of the family of God.



I BELIEVE!

"Believe in the Lord Jesus and you will be saved - you also must be baptized." Acts 16:31

Name _____ Date _____

I BELIEVE!

Grade _____ Date _____

I believe in Jesus Christ who died for my sins and gave me new life. I will follow Him and obey His commands.

Following a child's decision to trust Christ as their Savior, the *I Believe* bookmark can be filled out as a reminder of this important decision. The bookmark remains with the student and the tab at the end is filled out and turned in to your director or staff person, so they can rejoice with the student.

Acknowledgements and Permissions

Sincere thanks to Shawn Thornton, Pastor of Calvary Community Church in Westlake Village, CA for the use of the Think, Do, and Feel Right concept. This idea, with the addition of Know Right, became the structure of each Bible-centered lesson in this curriculum. We greatly appreciate that he has allowed this idea to land and remain in this curriculum, so others can be equipped to teach children to Know, Think, Do, and Feel Right.

We are grateful for the invaluable partnership we have with Awana International and for granting us permission to reference Awana® within the Discovery Land curriculum and training materials. We have seen God use the relationship between this Sunday curriculum and mid-week Awana® ministries to create a strong and lasting impact on students around the world.

Awana is a registered trademark of Awana Clubs International. Used with permission. Appleton Alliance Association, Inc. operates independently from Awana Clubs International and is solely responsible for the contents of this curriculum.

Scripture taken from the HOLY BIBLE, NEW INTERNATIONAL VERSION®. NIV®. Copyright © 1973, 1978, 1984 by International Bible Society. Used by permission of Zondervan. All rights reserved worldwide.

LEGO® is a trademark of the LEGO Group. All rights reserved.

Play-Doh® is a trademark of Hasbro, Inc. All rights reserved.

