

# DISCOVERY LAND

**Year 1 – Quarter 1**

**Preschool Curriculum**

**Adapted for use in Africa**



# Year 1 – Quarter 1

## Preschool Curriculum

Adapted for use in Africa

### A Note About Curriculum Adaptations

With permission from Discovery Land Global, the original creator of this curriculum and resources, a team from Awana Africa has adapted the content, contextualizing it for use across Africa.



# A Message from Kris Smoll

Dear Leaders:

This quarter we are excited to watch God reveal His incredible redemptive plan beginning in the book of Genesis. During our adventure through this amazing book, full of incredible truths, we encourage you to come prepared each week and lead through the lens of a biblical worldview:

Know Right:	A Scripture passage to study
Think Right:	A Scripture verse to meditate on during the week
Do Right:	The challenge to live out God's Word
Feel Right:	The result of applying the lesson and having a biblical worldview

When we disciple through the 4 Rights, we train children how to correctly process good and difficult seasons with truth, which helps them do and feel right before their God.

I would like to encourage those who are new to teaching to network with experienced teachers; seek out their help and guidance. If you are experienced, recognize that you are a huge blessing to the team; take time to encourage and coach your teammates. Your knowledge, skills, and gifts are multiplied when you invest in others.

We are sincerely looking forward to watching God transform the lives of kids as we encourage them to discover truth in the Word of God and apply it to their lives this upcoming season.

Kris Smoll  
Executive Director of Discovery Land Global

# Table of Contents

## Year 1 – Quarter 1

Understanding the Curriculum .....	5
Syllabus .....	9
Quarter Overview .....	11
Lesson 1: God creates the world .....	13
Lesson 2: God creates Adam and Eve .....	22
Lesson 3: Sin enters the world .....	30
Lesson 4: Cain sins against Abel .....	39
Lesson 5: Noah builds the ark .....	48
Lesson 6: God floods the world .....	55
Lesson 7: The Tower of Babel is built .....	63
Lesson 8: Abram and Lot divide the land .....	71
Lesson 9: God makes a covenant with Abram .....	80
Lesson 10: Abraham and Hagar have Ishmael .....	87
Lesson 11: Abraham and Sarah have Isaac .....	96
Lesson 12: True wisdom comes from God's Word .....	104
<b>Appendix</b>	
Topical Lesson: The Bible is Truth .....	114
Talk thru Genesis hand motions .....	121
Printable Resources Overview .....	122
Wordless Book – Presenting the Gospel .....	124
Acknowledgements and Permissions .....	126

# Understanding the curriculum

## Overview

The curriculum is designed to be a FUN, ENGAGING, and EFFECTIVE way to inspire kids to know and love God. It is strategic and purposeful and considers the spiritual development of children beginning at six months of age and continuing through their transition to middle school ministry.

The curriculum was developed to teach children:

1. **The Bible:** the big picture of the Old Testament and New Testament as a whole, unified revelation of God's truth to us.
2. **The Gospel of Jesus:** salvation by grace through faith as presented throughout the entire Bible.
3. **The Basics of Christianity:** life transformation through prayer, worship, evangelism, Scripture memory, baptism, communion, tithing, fellowship, serving, missions, etc. (complete list, by age, available in the On Track Map).

## Preschool Lessons are based on a KNOW RIGHT → THINK RIGHT → DO RIGHT → FEEL RIGHT structure

<b>Know Right:</b>	A key passage from Scripture – 2 Timothy 2:15
<b>Think Right:</b>	A key Scripture verse to meditate on during the week – Psalm 1:2
<b>Do Right:</b>	The challenge to live God's Word – James 1:22
<b>Feel Right:</b>	The result of applying the lesson and having a biblical worldview rather than a secular worldview – Psalm 23

## Leaders

Each class typically has three leaders: Lead Teacher, Discover Time Leader, and Shepherd.

**LEADER TIPS**  
All leaders remain with their class throughout the entire morning, engaging with children and assisting as needed.

Smaller classes may combine the DT Leader and Shepherd positions.

**Lead Teacher:** Responsible for teaching a solid Bible lesson that captures the children's attention and creates spiritual growth by following the curriculum, as well as providing leadership of the children and other volunteers throughout the morning.

**Discover Time Leader:** Responsible for leading a 15-minute educational, energetic, and interactive Discover Time activity as stated in the curriculum.

**Shepherd:** Responsible for encouraging and coaching children throughout the morning, including connecting children with friends and helping first-time visitors feel welcome.

## Preschool Program Overview

The program for preschool children is made up of six components:

1. Pre-Service Review Game
2. Large Group Opening Time
3. Bible Lesson
4. Discover Time
5. Know Right Review Activity
6. Think Right Review Activity

These pieces all tightly connect to produce an environment of Total Time Teaching where every minute matters and children are engaged in learning the main point of the lesson or an On Track Map objective.

### SUGGESTED SCHEDULE

:-20	Volunteers ready and prepared to welcome children as they arrive
:-15	Pre-Service Review Game
:00	Large Group Time
:15	Bible Lesson
:35	Discover Time
:50	Know Right Review Activity
:60	Think Right Review Activity
:65	Parents pick up children

## Pre-Service Review Game

### LEADER TIPS

Leaders who are not welcoming children as they enter should assist and encourage all children during the pre-game.

Make sure visitors feel welcomed and match them up with a new friend from your class.

The pre-service review game is designed to be a fun way to review previous lessons and topics from the On Track Map. It makes the most of that time when children are trickling in, and it is the first thing the parents see!

The pre-service review game instructions are found in the Resources Booklet.

## Large Group Time

Large Group Time is designed to:

- Introduce the concept of tithing and provide children with the opportunity to give
- Introduce the lesson of the day through music and puppets
- Teach children the Top 12 Verses

### LEADER TIPS

During worship through music, encourage children to be respectful and participate by doing the hand motions and/or just standing out of respect. Leaders should prevent and correct any disruptive behavior.

## Bible Lesson

The Bible lesson is a teacher-led, classroom experience that brings the Bible to life for children. The Gospel is woven into every lesson. There is a Scripture outline to help guide the lesson:

**Section heading:** This is for the teacher's information only (not dialogue).

**Read:** Scripture to read out loud to the class from your Bible.

**Recap:** After reading the portion of Scripture, take time to explain what it means. The "recap" often asks a question, defines key words, or restates the big picture of what you read at a child's level.

**Paraphrase:** This means you do not need to read it straight from the Bible (due to time, length of verses, or it is covering a difficult topic that needs to be made more child friendly). Please do not read the paraphrased text to your class directly from the curriculum.

### Suggested steps for preparing your Bible lesson:

1. Pray for God's direction and leading. Also spend time praying for your children by name.
2. Read the Scripture from your Bible and highlight key points. This curriculum is developed on the foundation of God's Word and the teaching of His truth by the Holy Spirit. It is critical that all leaders read the Scripture passage before reading the Bible Lesson Outline. Curriculum may contain errors, but the Bible is inerrant.
3. Read the review questions for the lesson.
4. Read the curriculum.
5. Plan your lesson.
6. Make your lesson come alive with props, pictures, or actions, utilizing the creative ideas in the curriculum.
7. Practice the lesson so you can bring the Bible to life with excitement in your voice and good eye contact with your children.
8. Teachers should always have their Bibles open during the entire lesson, so children know the account is coming from the Bible. Due to a limited amount of time and the value we place on teaching children that the narratives come directly from the Bible, please do not read the lesson from a Bible storybook.

## Discover Time

Discover Time (DT) activities are simple, non-competitive activities designed to engage and challenge children through hands-on learning. The preschool DT reinforces the main point of the Bible lesson. Occasionally, the DT activity will be used to make a "memorable picture" of the Bible lesson for children such as the feel, smell, or taste of something in the Bible narrative.

### LEADER TIPS

Make sure that you understand in advance how the DT connects to the lesson and how the activity is going to work. If you are unsure, contact your ministry leader. And remember, lead with enthusiasm; DTs are an exciting part of the morning for the kids!

## Know Right and Think Right Activities

Each lesson concludes with simple Know Right and Think Right activities. The Know Right activity reviews the content that was taught. The Think Right activity, which reviews the Scripture verse, is led by the DT Leader and/or Shepherd as children are dismissed, while the Lead Teacher hands out Tracker Jr. and connects with the parents.

### LEADER TIP

Reword review questions, turn them into True/False questions or offer multiple choice answers to better suit the age level of the class. The goal is to review and reinforce understanding.

## Classroom Resources

The following teaching tools are provided in the classroom:

- Bible Timeline
- Wordless Book
- Top 12 verses
- *Coaching Kids for Salvation* cards
- *Believe it or Not?* booklets
- *I Believe* bookmarks
- *Now What?* booklets
- Old and New Testament books of the Bible posters
- Feel Right poster

## Tracker Jr.

Tracker Jr. is our colorful, kid-friendly take-home paper for families of preschool children. It is an important way that we partner with parents. It educates them about what their child is learning and challenges them to apply the lesson in their home throughout the week. After completing the family challenge activity, children can return the coupon on the Tracker Jr. for a small prize.



# Preschool Syllabus

## Year 1 – Quarter 1

### Lesson 1

#### **Genesis 1:1 – 2:3**

**Know Right:** God creates the world.  
**Think Right:** Romans 3:23 (Top 12)  
**Do Right:** I will believe that God created the world.  
**Feel Right:** I can feel excited because God created the world.

### Lesson 2:

#### **Genesis 2:4-25**

**Know Right:** God creates Adam and Eve.  
**Think Right:** Romans 3:23 (Top 12)  
**Do Right:** I will believe that God created me.  
**Feel Right:** I can feel loved because God created me.

### Lesson 3

#### **Genesis 3**

**Know Right:** Sin enters the world.  
**Think Right:** Romans 3:23 (Top 12)  
**Do Right:** I will understand that I have sinned.  
**Feel Right:** I can feel safe because Jesus died for my sin.

### Lesson 4:

#### **Genesis 4:1-16, 4:25-26**

**Know Right:** Cain sins against Abel.  
**Think Right:** Romans 3:23 (Top 12)  
**Do Right:** I will believe that God hates sin.  
**Feel Right:** I can feel happy when I do not sin.

### Lesson 5

#### **Genesis 6:5-22**

**Know Right:** Noah builds the ark.  
**Think Right:** Romans 3:23 (Top 12)  
**Do Right:** I will obey God.  
**Feel Right:** I can feel happy when I obey God.

### Lesson 6

#### **Genesis 7:1 – 8:22, 9:8-16**

**Know Right:** God floods the world.  
**Think Right:** Romans 3:23 (Top 12)  
**Do Right:** I will believe that God keeps His promises.  
**Feel Right:** I can feel loved knowing God keeps His promises.

## **Lesson 7**

### **Genesis 11:1-9**

**Know Right:** The Tower of Babel is built.  
**Think Right:** Romans 3:23 (Top 12)  
**Do Right:** I will do things God's way, not my way.  
**Feel Right:** I can feel happy when I do things God's way, not my way.

## **Lesson 8**

### **Genesis 12:1-10, 13:1-18**

**Know Right:** Abram and Lot divide the land.  
**Think Right:** Romans 3:23 (Top 12)  
**Do Right:** I will love God and others.  
**Feel Right:** I can feel loved when I love God and others.

## **Lesson 9**

### **Genesis 15:1-18**

**Know Right:** God makes a covenant with Abram.  
**Think Right:** John 14:2 (Top 12)  
**Do Right:** I will trust in God's promises.  
**Feel Right:** I can feel excited about God's promises.

## **Lesson 10**

### **Genesis 16:1 – 18:15**

**Know Right:** Abraham and Hagar have Ishmael.  
**Think Right:** John 14:2 (Top 12)  
**Do Right:** I will patiently depend on God for everything.  
**Feel Right:** I can feel peaceful when I patiently depend on God for everything.

## **Lesson**

### **Genesis 21:1-21**

**Know Right:** Abraham and Sarah have Isaac.  
**Think Right:** John 14:2 (Top 12)  
**Do Right:** I will patiently depend on God for everything.  
**Feel Right:** I can feel peaceful when I patiently depend on God for everything.

## **Lesson 12**

### **Review Day**

**Know Right:** True wisdom comes from God's Word.  
**Think Right:** Romans 3:23 and John 14:2 (Top 12)  
**Do Right:** I will remember God's Word.  
**Feel Right:** I can feel wise when I remember God's Word.

## **Topical Lesson**

### **The Bible is Truth**

**Know Right:** The Bible is true because it is God's Word.  
**Think Right:** 2 Timothy 3:16-17  
**Do Right:** I will trust the Bible is true because it is God's Word.  
**Feel Right:** I can feel peaceful when I trust the Bible is true.

# Quarter Overview

## Year 1 – Quarter 1

Welcome! This quarter, our exciting journey through the Bible begins in the book of Genesis. As we study this extraordinary period of history, we will see God’s plan begin to unfold. From the creation of the world to the birth of Abraham’s promised child, Isaac, this study examines our sinfulness that can only be washed away by the Savior that God would send. It is our prayer that, through this study, your children will come to trust in Christ and then grow in the grace and knowledge of Him.

Our first lesson takes us to the very beginning of creation week. God has told us the order in which He made everything. On day one, He created the light and separated that light from the darkness; day two, the sky; day three, the land, seas, and vegetation; day four, the sun, moon, and stars; day five, the sea creatures and the birds; day six, the land animals, and uniquely, man in His own image; and finally, on day seven, He rested. The results of God’s creation are a powerful testimony that He exists, and He loves us; and from this, we should always believe that God created the world.

Next, we take a closer look at day six of creation to learn how God formed the first man. God tells us He took the dust of the ground, formed it into a man, and breathed the breath of life into Adam, so he became the first human being. He gave Adam a spectacular home in the Garden of Eden, a job to do, and food to eat. God then made a woman to be his helper—right from Adam’s rib. God united Adam and Eve together in another of His unique creations—marriage—and He told them to have children, so the earth would be filled with people. From this precise and intentional plan, we understand that God created us.

After God created Adam and placed him in the Garden to work and take care of it, He gave him one command. God told Adam not to eat from the tree of the knowledge of good and evil. God said that if Adam ate from that tree, he would die. However, instead of listening to and obeying God, Adam listened to his wife, Eve, who had been deceived by the serpent called Satan. Thus, both Adam and Eve disobeyed God and committed the very first sin, which brought death and suffering into our world. But man’s sin didn’t end there. As the Bible tells us, each and every one of us, born of Adam and Eve, have foolishly disobeyed God. Therefore, we can now understand that we have sinned.

After Adam and Eve sinned and were banished from the Garden of Eden, God gave them a family. Unfortunately, all their children were born with their parents’ sinful nature. Their son Cain became a farmer and their son Abel, a shepherd. The way they lived their lives displayed a significant disparity. Both brought offerings to God, but Abel lived God’s way, obediently bringing the type of offering God wanted, and his offering pleased God. Cain did not live God’s way, and his offering did not please God. Because Abel lived God’s way, by faith, he was declared righteous and placed in the Hall of Faith. Because Cain lived without faith, he was punished for his sin, and he had to wander the earth instead of being a farmer. Because of this we can know that God hates sin.

Adam and Eve’s family continued to grow and eventually they had a descendant named Noah. By Noah’s time, God looked at the world and was grieved because of the magnitude of evil He saw. Fortunately, He also saw that Noah had faith in Him, so He revealed His plan to Noah—a plan to destroy the world with a flood. God told Noah to build an ark that would save his family and two of every living creature. Noah obeyed and built the ark—the only way he and his family would be saved. This teaches us that we should obey God.

About 100 years after God revealed His plan to Noah, God sent the flood. Pairs of every kind of bird and land animal, as well as Noah and his family, boarded the ark. Then God shut them in, and they were safe and secure from the flood. About one year later, Noah, his family, and the birds and animals that had been on the ark came out onto dry land. God made a promise to Noah: He would never again destroy the earth by a flood. The sign of God's promise was the rainbow. God was faithful. He saved those who were on the ark from the flood. Like them, we who have believed in Jesus are safe and secure from being destroyed because of our sin. The account of Noah and the flood teaches each of us to believe that God keeps His promises.

Noah and his family obeyed God by having children to fill the earth. However, many years later, their descendants decided to live life their own way instead of God's way. They built a city because they wanted to make a name for themselves, and they did not want to be scattered around the earth. And they built a tall tower in the city because they wanted it to reach the heavens. God's solution for this disobedience was to confuse their language and scatter them all over the earth. From the account of the Tower of Babel, we learn that we should always do things God's way, not our way.

God's plan continued with a man named Abram. God told Abram to leave his country, his people, and his father's home and go to a land He would show him. God also promised Abram that he would be a blessing and he would receive blessings. Because Abram had faith in God, he obeyed and went. He took his wife Sarai and his nephew Lot. When they arrived in this new land called Canaan, there was trouble. Both Abram and Lot had huge herds and flocks, which caused conflict between their herdsmen. The land would not support them both if they lived together, so Abram gave Lot the choice of which land to take. Lot selfishly chose what looked like the better land, and Abram unselfishly took what was left. Abram's unselfishness demonstrated his love for God and for Lot. God blessed Abram by giving all of the land to him and his family forever. This land would one day be called Israel. Abram's example and God's faithfulness encourage us to love God and others.

After Abram arrived in Canaan, God spoke to him in a vision and explained more of His special promise, called a covenant. Even though Abram was old and had no children, God promised him a son that would come from his own body. He also told Abram he would have as many descendants as there are stars in the sky. These descendants would be given the land of Canaan to live in. But, before that, they would be enslaved in a foreign country and mistreated for four hundred years. After that, they would leave that country with great possessions. Just like God promised all of this to Abram, He promises eternal life to those of us who trust in His Son, Jesus, to save us from our sin. Abram believed what God promised him. May we always trust in God's promises.

Abram was now 85 years old and still had no children. Instead of patiently depending on God to keep His promise, Sarai convinced Abram to have a son through her Egyptian maidservant, Hagar. Hagar gave birth to Abram's son; he was named Ishmael. As soon as Hagar was pregnant, conflict erupted between her and Sarai. This conflict was a consequence of Abram and Sarai not patiently depending on God. God told Abram that Ishmael was not the son He had promised. Because of this, we learn to patiently depend on God for everything.

God changed their names to Abraham and Sarah, and when Abraham was 100 years old and Sarah was 90, she gave birth to a son named Isaac. The conflict between Hagar and Sarah escalated, and Abraham had to send Hagar and his beloved Ishmael away—another tragic consequence of not patiently depending on God. In spite of Abraham and Sarah's impatience, God kept His promise and continued His plan to bring Jesus to save us from our sin. The bittersweet saga of Abraham's family begs us to patiently depend on God for everything.

As we come to the end of the quarter, we take a day to remember and celebrate all that God has taught us through the study of His Word. Next quarter, we will return to the New Testament to learn how God's promise of a Savior came true. God bless you for humbly serving Him.

# Lesson 1

## Genesis 1:1 – 2:3

<b>Know Right:</b>	God creates the world.
<b>Think Right:</b>	“For all have sinned and fall short of the glory of God.” Roman 3:23 (Top 12)
<b>Do Right:</b>	I will believe that God created the world.
<b>Feel Right:</b>	I can feel excited because God created the world.

## GET READY!

**God’s creation is a powerful testimony that He exists, and He loves us. His handiwork reminds us without a doubt that God created the world. This foundational truth encourages us to confidently build our lives on Him and His Word. This week, let’s spend time worshiping God for His greatness! Then, with our hearts in this attitude of worship, let’s prepare to serve and pass this truth on to our children.**

**Pray:** Spend time praying for each child in your class by name. Pray that God will allow them to seek and understand the greatness of God this week as they are taught that God created the world. Also pray that they will remember this lesson as they grow older, so they can have biblically-based conversations about creation.

**Read:** Genesis 1:1 – 2:3

### **Know Right: God creates the world**

Our first lesson takes us to the very beginning of creation week. God has told us the order in which He made everything. On day one, He created the light and separated that light from the darkness; day two, the sky; day three, the land, seas, and vegetation; day four, the sun, moon, and stars; day five, the sea creatures and the birds; day six, the land animals, and uniquely, man in His own image; and finally, on day seven, He rested. The results of God’s creation are a powerful testimony that He exists, and He loves us; and from this, we should always believe that God created the world.

## GET SET!

### **Lead Teacher’s Notes:**

- Preschoolers need to know that each week’s lesson comes from the Bible. This curriculum will highlight specific verses that should be read directly from the Bible. Be sure to use visual aids as you present this vital truth from the Bible.
- Please don’t use a storybook when teaching your Bible lesson. If you need assistance in preparing your lesson, please contact your children’s ministry leader.

- Remind children of the basic sitting rules and how to answer questions. Set boundaries and clear expectations for learning. Encourage and praise children as you see progress.

### **Creative Ideas for the Bible Lesson:**

1. Bring in props for each day (see lesson for ideas). Have children feel, see, and touch the props to help them remember the lesson. Make it fun – have each day’s prop in numbered boxes or bags, so that each one is a surprise. Note: Your props will also be used in this week’s review activity and in next week’s lesson as we continue to study creation. *This idea is written into the lesson.*
2. Paint days of creation on a large roll of paper as you go through the days of creation. Possibly ask a gifted parent or youth to assist with the artwork as you teach the lesson.
3. Draw large “bubble” numbers on a chalkboard, white board, or roll paper. As you teach, illustrate the days of creation: inside each number, draw the items that were created on that day. This will give children a unique visual reminder of what God made on each day.
4. Use paper plates or construction/ manilla paper for each day of creation. Lay the papers on the floor, tape them to the wall, hang them from a clothesline, or you could add a craft stick to the bottom so you can hold them up. For a review game, place plates/ papers in different locations on the wall. Say specific days, and have children run to the correct spot.

*Note: Save your props and/or pictures for next week’s lesson.*

**GO!**

## **Pre-Service Review Game**

Worship Leaders will lead children in a review game. Game details are in the Resources Booklet.

## **Large Group Opening Time**

**Offering:** We are going to worship God right now by giving our money. When we give our money to God, the church will use it to tell others about our great God who created all things. *Or insert a specific way your church will use the offering.*

### **Think Right verse: Romans 3:23**

**Note for Worship Leaders:** *Know and be confident in the actions before you arrive. Your eye contact and bold/strong actions are very important. You will be surprised how quickly your children will become confident in saying this verse as you continue to review it.*

How great is our God? What did He make? *Show pictures of a bird, mountain, flowers.* God created everything on this earth, and He created heaven. Heaven is a perfect place where Jesus lives. But there is one thing that is not heaven. What will not be in heaven? (Sin) What is sin? Sin is anything we think (*point to head/temple*), say (*point to mouth*), or do (*pound fist down into palm*) that is against God.

The Bible tells us that we have all sinned. We can read it in the book of Romans, chapter 3, verse 23. Let’s say it all together using hand motions.

**"For all** (hands from center going outward) **have sinned** (two thumbs down and look sad) **and fall short** (squat) **of the glory of God** (stand up while pointer fingers twirl pointing up)." **Romans 3:23**

*Repeat the verse several times.*

**Transition:** Even though we all sin, God still loves us very much. Let's sing about His Son, Jesus, who loves us, too!

### **Song 1:** "Jesus Loves Me"

It is good to praise God! From the Bible, we learn that everything that has breath should praise the Lord. That's us! Hey, that includes our friend, Tracker, too! I wonder if he knows that God created everything.

### **Puppet Skit: God created everything!**

*Prop: a jar with a frog in it (have by the puppet stage)*

*(Tracker comes up, all happy)*

**WL:** Well, hello, Tracker!

**T:** Hi ya, everyone!

**WL:** Tracker spent the last couple weeks at his grandma's house. How is your grandma?

**T:** She's real good. She was kinda sad when we got there, but me an' my sister cheered her up!

**WL:** That's good! I'm glad you cheered her up.

**T:** Boy did we ever cheer her up! We cheered her up with frogs an' fun!

**WL:** Frogs and fun? What are you talking about, Tracker?

**T:** See, Cami and me found lots of frogs! We put them in a big bowl from her kitchen and brought them to her while she was takin' a nap. She jumped up real fast! She said she never did see so many frogs in all her life! *(Tracker puts hand over mouth and laughs)*

**WL:** Wow! It sounds like you had quite a vacation!

**T:** I sure did. An' guess what I saw?

**WL:** What did you see, Tracker?

**T:** I saw a tadpole *(pause)* turn into *(pause)* a FROG!

**WL:** That's cool!

**T:** Yeah. See, me 'n Cami caught all kinds of tadpoles and put 'em in a jar. We filled the jar with swamp water. Whew...it was stinky, but I guess that's what tadpoles like! We kept 'em for the whole week, but we kept havin' to put new stinky water in. Then, right before we left grandma's, they grew out of their tails an' had legs! We let them go, cuz grandma said we couldn't put them in our suitcases.



WL: I can understand why! That's so cool, though, Tracker. Isn't God's creation awesome?

T: I didn't think of that. I guess God *did* create 'em!

WL: He sure did. God created everything! He created frogs and birds and camels and people!

T: *(as he runs his fingers through his hair)* He sure made camels good lookin', didn't He, \_\_\_\_\_?

WL: *(chuckles)* Yes, He did, Tracker. Will we see you next week?

T: You betcha! Hey wait...guess what next week is. It's my birthday! I can't wait until next week.

WL: Bye, Tracker! *(to the children)* God is so creative! He created everything. We are going to learn today just how creative our God is! Let's praise Him again with our singing!

**Transition:** God created everything. He is such an awesome God. He's bigger than big!

**Song 2:** "Bigger than Big"

**Talk thru Genesis hand motions:**

We will be learning a hand motion for each lesson we are studying. Today we are going to learn about creation. *Say the word as you do the motion.*

- **Creation:** bring hands up to form a world

**Pray**

## Bible Lesson Introduction

**Pray:** *When you pray in class, always remember that you are modeling to preschoolers how to pray. Make sure children bow their heads, fold their hands, and close their eyes to help them focus on God. Be sure to start your prayers with, "Dear Heavenly Father" and end your prayers by saying, "In Jesus' name, Amen."*

**Find it:** Genesis is the first book of the Old Testament. *Highlight this on your Books of the Bible poster and then match the color of the poster with the beginning of the timeline.*

**Timeline:** Can you find the beginning of our timeline?

**Introduction to the Bible Lesson:**

Tracker saw things God created when he was on vacation at his grandma's house. Do you know what it means when we say God created something? It means that God made it. Did you see anything God created on your way to church today? *Allow children to share.* How do we know God created all things? We know because the Bible tells us, and we know the Bible is true.



## Scripture Outline: Genesis 1:1 – 2:3

### God begins

#### **Read Genesis 1:1**

**Recap:** The Bible tells us that God created the world. How big is the world? *Have children stretch their arms wide.* Our God is super big, and He created the whole world. He did it in just six days. Can you count to six while pointing to your fingers?

*Skip Genesis 1:2*

### The first day

*Box 1: paper that is half white with the word “Day” printed on it and half black with the word “Night” printed on it*

*Have a child come up and open Box 1. Build anticipation for each day by asking children, “What do you think is in this box?” Set out each prop after it’s been opened for review at the end. Repeat with each box.*

#### **Read Genesis 1:3-5**

**Recap:** What did God create on the first day? (Light) What did He call the light? (Day) And what did He call the darkness? (Night) What word does God use to describe the day and night? (He said it was good) The first day God created day and night. And He said it was good. *Have children repeat “It was good” and give a thumbs up.*

### The second day

*Box 2: blue sheet of paper with cotton “clouds” on top and a painted “sea” below*

#### **Paraphrase of Genesis 1:6-8:**

The second day, God made a space between the waters below (the seas, lakes, rivers) and the waters above (rain clouds). God called that space “sky.” What did God create on the second day? (The sky) Isn’t it amazing how powerful God is? The second day God created the sky. What did God create on day one? (Day and night) What did God create on day two? (The sky) *Repetition is critical for 3 and 4-year-olds.* And what did God say? (It was good!) *Have children repeat “It was good” and give a thumbs up.*

### The third day

*Box 3: plastic zipper bag with water in it, plastic zipper bag with soil in it, and a small plant*

#### **Paraphrase of Genesis 1:9-13:**

On the third day, God took all the water on the earth and gathered it in one place and called it the “seas.” Then dry ground appeared, and God called it “land.” God said it was good! *Have children repeat “It was good” and give a thumbs up.*

On that same day, God created all kinds of different plants and trees on the land. Our God is so creative! What did God create on the third day after the land and seas? (Plants) Guess what God said to describe plants? (He said it was good!) *Have children repeat “It was good” and give a thumbs up.*

On the third day, God created the land, seas, and plants. What did God create on day one? (Day and night) What did God create on day two? (The sky) What did God create on day three? (The land, seas, and plants)

### **The fourth day**

*Box 4: yellow tennis ball or sun cut-out, white ping-pong ball or moon cut-out, and a yellow star cut-out*

#### ***Paraphrase of Genesis 1:14-19:***

On the fourth day, God created the sun, moon, and stars. God said that the sun would shine during the day, and the moon and stars would shine at night. God put them in the sky. Do you know what God said about the sun, moon, and stars? (He said it was good!) *Have children repeat "It was good" and give a thumbs up.*

On the fourth day, God created the sun, moon, and stars. What did God create on day one? (Day and night) What did God create on day two? (The sky) What did God create on day three? (The land, seas, and plants) What did God create on day four? (The sun, moon, and stars)

### **The fifth day**

*Box 5: plastic fish and bird or cut-outs of fish and birds*

#### **Read Genesis 1:20-23**

**Recap:** On the fifth day, God created fish and all kinds of creatures that live in the seas. Then He created birds – all kinds of birds! Robins and pink flamingos, blue birds and parrots! Colorful birds, big birds, and small birds! When God finished creating all the beautiful fish and awesome birds, guess what He said? (He said it was good!) *Have children repeat "It was good" and give a thumbs up.*

The fifth day, God created fish and birds. What did God create on day one? (Day and night) What did God create on day two? (The sky) What did God create on day three? (The land, seas, and plants) What did God create on day four? (The sun, moon, and stars) What did God create on day five? (The fish and birds)

### **The sixth day**

*Box 6: several stuffed animals/ models of animals/ cut-outs of animals, a boy doll, and a girl doll (This time, open the box and have children name the different animals as you pull them out)*

#### ***Paraphrase of Genesis 1:24-31:***

On the sixth day, God created animals – lots of different animals! He created bugs and monkeys and horses and dogs and snakes and lizards and cows and sheep... so many different kinds – we don't have time to say them all! God is so creative! When God looked at all the animals He created, He saw that it was good! *Have children repeat "It was good" and give a thumbs up.* But God wasn't done yet! God was going to create His greatest creation ever on day six! We are going to read about it in His Word, the Bible.

#### **Read Genesis 1:27**

**Recap:** What did God create after the animals? He created people! *Pull out the boy and girl dolls.* He created a boy and a girl. When the Bible says God created them "in His own image," it means God created people very special, so they could learn to be like Him! That's something animals can't do. God was all done creating! When He looked at all He created, He didn't just say it was good. Guess what God said about everything He created? He said it was very good! *Have children repeat "It was very good" and give a thumbs up.*

The sixth day, God created animals and people. What did God create on day one? (Day and night) What

did God create on day two? (The sky) What did God create on day three? (The land, seas, and plants) What did God create on day four? (The sun, moon, and stars) What did God create on day five? (The fish and birds) What did God create on day six? (The animals and people)

### **The seventh day**

*Box 7: (empty)*

What do you think God did next? What's in our box? Show children the empty box. Wait! There's nothing in here! I wonder why. Let's find out.

### ***Paraphrase of Genesis 2:1-3:***

What did God do on the last day? (He rested)

## **Conclusion**

Think about all that God has made – day and night; the sky; the seas and land, trees and plants; the sun, moon, and stars in the sky; fish and birds; animals, and finally, people like us! God is the Creator of the whole world and all the planets and everything. And our Creator loves each of us so much! He created \_\_\_\_\_, and \_\_\_\_\_, etc. *(insert names of children)* He created us all!

## **Do Right and Feel Right**

God created this world, and He loves us so much. I don't know about you, but knowing God created all things makes me very excited! What about you?

## **Review Questions: What did we discover today?**

1. What did God create on the first day – day and night or flashlights? (Day and night)
2. What did God create on the second day – the sky or a huge building? (The sky)
3. What did God create on the third day – the land, seas, and plants or pizza? (The land, seas, and plants)
4. What did God create on the fourth day – the sun, moon, and stars or a spaceship? (The sun, moon, and stars)
5. What did God create on the fifth day – fish and birds or airplanes? (Fish and birds)
6. What did God create on the sixth day – animals and people or puppets and teddy bears? (Animals and people)
7. What did God do on the seventh day – did He rest, or did He create more things? (He rested)
8. Do you believe that God created all things? (Yes) What book tells us this? (The Bible)

## Discover Time

**Transition to Discover Time:** Wow! God created so many amazing things, didn't He? Let's take a walk and see if we can remember what God created! *Along the way, point out six numbered signs with pictures of what God created on each day (see DT supply list).*

**Do Right:** I will believe that God created the world.

**Goal:** To show preschoolers some of the animals God created.

**Location:** Large open space (indoor or outdoor)

A miniature zoo will be set up inside or outside to experience during Discover Time. Volunteers will be assigned individual animals to give specific facts about how the animals were uniquely created by God.

**Advanced Planning:** Make sure to inform parents in advance that the children will be around animals in case of allergies.

**Supplies:**

- Creation signs numbered one through six with pictures of each day of creation – place them in order leading up to the petting zoo area (see Resources Booklet)
- Walking ropes
- Several animals for children to touch and/or look at, depending on what is best for your church (this could be large farm animals or small household pets, like dogs, cats, hamsters, fish, reptiles, etc.; make sure animals are either in a cage or safely restrained as needed)

**Instructions for the DT Leader:**

1. Have children hold onto the rope as they walk. This teaches preschoolers to walk in a straight line.
2. Briefly talk about the signs as you walk to Discover Time.
3. At sign six say: "God created all kinds of animals. Today we get to see some of them."
4. Divide children into small groups and walk them around to see the animals.
5. Emphasize that God created the animals.
6. Children will use the rope to walk back to class in a straight line.
7. Talk with the class about what God created as you walk back (Total Time Teaching).

**Instead of live animals:** Create a gallery display with pictures of different interesting animals. Try to think of animals the children may not be familiar with, or animals with very unique traits. Take the children on an animal walk to see the animals and talk about what God created.

## Classroom Review Time

**Lead Teachers ~ Connecting the DT to the Lesson:** Wow, God created some amazing animals! What animals did you see that God created? *Allow many children to answer by saying, "God created \_\_\_\_\_." Isn't God great? Clap and cheer for our God who created all things.*

## Reviewing the Know Right:

### Supplies:

- Props or pictures used in the lesson; or creation signs from Discover Time (see Resources Booklet)

### Instructions:

1. Review the days of creation with your props or pictures using the following questions:
  - What did God create on day one? (Day and night)
  - What did God create on day two? (The sky)
  - What did God create on day three? (The land, seas, and plants)
  - What did God create on day four? (The sun, moon, and stars)
  - What did God create on day five? (The fish and birds)
  - What did God create on day six? (The animals and people)
  - What did God do on day seven? (He rested)
2. Highlight the sixth day by saying: God created animals on day six. Tracker saw some at his grandma's house—frogs—and you saw some during Discover Time! You know God created something else on the sixth day, didn't He? He created the first people! Did you know that God created us, too? He created \_\_\_\_\_, and \_\_\_\_\_, and \_\_\_\_\_ (*insert names of children*).

## Talk thru Genesis hand motions:

Before we move on, let's review our Talk thru Genesis hand motion for this week:

- **Creation:** bring hands up to form a world

## Think Right Activity while waiting for parents:

### Supplies:

- Small plastic animals or pictures of animals

### Instructions:

1. Say: God created a perfect world! God is perfect and awesome. He is "glorious." That's a **big** word. "Glorious" means that God is amazing, perfect, and deserving of honor. This reminds me of our verse in Romans 3:23, "For all have sinned and fall short of the glory of God." We sin, but God does not. Let's review the actions for our verse:

**"For all** (hands from center going outward) **have sinned** (two thumbs down and look sad) **and fall short** (squat) **of the glory of God** (stand up while pointer fingers twirl pointing up)." **Romans 3:23**

2. Show children the plastic animals/ pictures.
3. Say: "Now, I am going to hide this animal in the room, but first I want everyone to lay down on your tummy (which God created) and cover your eyes (which God created). When I say you can open your eyes (which God created), I want you to jump up with your legs (that God created) and try to find it."
4. While their eyes are closed, a leader will hide an animal.
5. When a child finds the animal, have all children freeze and recite Romans 3:23. Emphasize that our glorious God created the animals.
6. Repeat as time permits.

## Lesson 2

### Genesis 2:4-25

<b>Know Right:</b>	God creates Adam and Eve.
<b>Think Right:</b>	"For all have sinned and fall short of the glory of God." Roman 3:23 (Top 12)
<b>Do Right:</b>	I will believe that God created me.
<b>Feel Right:</b>	I can feel loved because God created me.

## GET READY!

**Just as Adam and Eve were designed by God to work as a team, each of us have a unique and important role as leaders in children's ministry. Stop and think about how amazing it is that God created you and gave you unique gifts and talents! As you study the lesson, thank God for creating you and each one of the children in your class, and get ready to serve Him the way only you can!**

**Pray:** Pray that each child will fully understand that they are wonderfully created by God.

**Read:** Genesis 2:4-25

### **Know Right: God creates Adam and Eve**

Next, we take a closer look at day six of creation to learn how God formed the first man. God tells us He took the dust of the ground, formed it into a man, and breathed the breath of life into Adam, so he became the first human being. He gave Adam a spectacular home in the Garden of Eden, a job to do, and food to eat. God then made a woman to be his helper—right from Adam's rib. God united Adam and Eve together in another of His unique creations—marriage—and He told them to have children, so the earth would be filled with people. From this precise and intentional plan, we understand that God created us.

## GET SET!

### **Lead Teacher's Notes:**

- Please refer to the Children's Ministry Resource Bible: page 1118 (History of the Early World). You may also want to review: page 650 (Creation vs. Evolution) and page 1614 (The Origin of Life on Earth).
- It can be a challenge to keep preschoolers' attention. One strategy that is very effective is to be extremely prepared. Don't read the lesson to them; instead, be familiar with it so you can be looking at the children and interacting with them rather than looking down at your lesson.
- Another strategy to keep preschoolers' attention is to use visual aids; make it a goal to use visual aids every single week. Tip: Ask your DT Leader or Shepherd to help gather props or be a part of your Bible lesson.
- This curriculum designates specific verses that should be read directly from the Bible. Use sticky notes or bookmarks in your Bible so you can quickly find the verse you need to read.

### Creative Ideas for the Bible Lesson:

1. Use props: a globe, clay (to mold a person as you teach that portion of the lesson), fresh flowers, two plastic or paper trees with fake fruit on each (distinctly different from one another), and several stuffed animals. You will also need your props and/or pictures from last week. *This idea is written into the lesson.*
2. Create a miniature “Garden of Eden” with a small bone, plastic animals, and two dolls for a Adam and Eve. You can also use this prop next week.
3. Paint a picture of the lesson as you teach so that at the end you have a complete picture with Adam and Eve in the Garden of Eden with a few animals, trees, etc.
4. Create a scene in your classroom. Roll out two rivers with blue roll paper, stuffed animals, garden tools, Adam and Eve. Outline a tree with fruit on a large whiteboard.



**GO!**

### Pre-Service Review Game

Worship Leaders will lead children in a review game. Details are in the Resources Booklet.

### Large Group Opening Time

**Offering:** We are going to worship God right now by giving our money. When we give our money to God, our church will use it to tell people about our amazing God who created me and you... and you! This makes me want to celebrate! *Have everyone clap. Or insert a specific way your church will use the offering.*

### Think Right verse: Romans 3:23

Let's stand up with the legs God created and stretch our arms really high! Are you ready to say our verse? Let's say Romans 3:23 in a high voice, then again in a low voice, and last we will say it with a super loud voice.

**“For all (hands from center going outward) have sinned (two thumbs down and look sad) and fall short (squat) of the glory of God (stand up while pointer fingers twirl pointing up).” Romans 3:23**

**Transition:** God made everything! He is a big God!

### Song 1: “My God is so Big”

God is the Creator of everything, including you! That is why we worship Him! You know what else? God also did a great job of making camels, like our friend Tracker! Tracker's definitely one of a kind!



### Puppet Skit: Happy Birthday Tracker!

*Props: Tracker should be wearing a birthday hat and have a party horn in his mouth; puppeteer should have an extra party hat, along with a party horn to blow so it sounds like Tracker is blowing it. Balloons and party supplies should decorate the stage to create excitement.*

WL: I wonder where Tracker is? Let's try calling him. *(have children help you call Tracker)*

T: *(blow party horn while coming up, then drop the horn and start singing loudly and off-key)* Happy birthday to me, happy birthday to me, happy birthday, sweet, lovable, handsome Tracker! Happy birthday toooooo me!

WL: Hi there, Tracker! Today's your birthday, huh?

T: *(sing this...)* Today is my birthday, na na na na na, so happy birthday to me, na na na na na.

WL: Well, happy birthday, Tracker.

T: I brought you something.

WL: But it's not *my* birthday!

T: I know, \_\_\_\_\_, but I still want to give this to you – it's really special. *(goes down, rummages around noisily and comes back up with a party hat in his mouth)*

WL: Well, thanks, Tracker! It's very nice.

T: Go ahead, put it on.

WL: All right. *(put the hat on)*

T: Boy, that looks really good on you, \_\_\_\_\_! So, anyways, I'm havin' a party today for my birthday. Ollie's comin' and so is Timmy Tiger, and George the monkey...oh lots of guys! Guess how old I'm gonna be.... guess, guess, guess!

WL: 42?

T: No, \_\_\_\_\_!

WL: Ok, Tracker, how old are you?

T: I'm five! One, two, three, four, five!

WL: Wow! That's great, Tracker! Hey, do you know who created you five years ago?

T: Hmmm... Hey kids, do you know who created me?

WL: God created you! He created your nose, eyes, ears, fuzzy hair...everything! God is so good!

T: Yep, you are right! God did create me!

WL: Hey kids, let's all sing Happy Birthday to Tracker. *(all sing)*

T: Thank you for singing to me. You sounded great!

WL: Bye, Tracker.

T: *Tracker goes down and sings*, "Today is my birthday, na na na na na, so happy birthday to me, na na na na na." *He gets quieter and quieter.*

WL: Today is Tracker's birthday. That's so cool! We are going to hear about a very special birthday, in our lesson! But first, let's sing one more song to worship our great God!



**Transition:** God created each camel very special. He also made you very special. God did this because He is the King...the King of the jungle.

## **Song 2:** “King of the Jungle”

### **Talk thru Genesis hand motions:**

We will be learning a hand motion for each lesson we are studying. Last week we learned about creation and this week we are learning about Adam and Eve.

- **Creation:** bring hands up to form a world
- **Adam and Eve:** one forearm up for each name

## **Pray**

### **Bible Lesson Introduction**

**Pray:** *Before you pray, remind children that the same God who created the whole world actually hears us when we pray. To help us focus on our glorious God, remind children to bow their heads, close their eyes, and fold their hands during prayer.*

**Find it:** Today we will begin our lesson in the Old Testament in the first book of the Bible. This first book is called Genesis. Can you say Genesis?

**Timeline:** Where on the timeline do you think we can find lessons from the book of Genesis, which is the first book of the Old Testament? *Have children point to the beginning of the timeline.* Today we are going to learn from Genesis, chapter 2.

### **Introduction to the Bible Lesson:**

Last week we learned about when God created everything! Remember, “created” means “made.” God made everything. *Use the pictures/props from last week to review.* God created day and night on the first day. He created the sky on the second day. He created the land, seas, and plants on the third day. On the fourth day, He created the sun, moon, and stars. On the fifth day, He created fish and birds. On the sixth day, He created animals and, last but not least, God created people! On the seventh day, God rested from all His work. Today, we are going to talk more about when God created the very first people. We learn about that from the Bible, in the book of Genesis, chapter 2.

### **Scripture Outline: Genesis 2:4-25**

#### **God gets creation ready**

#### ***Paraphrase of Genesis 2:4-6:***

*Show globe.* Before God created people, He created the earth, the heavens, water, light, the dry land, trees and plants, the sky, animals, and more. He made it a perfect home for people. Does God love every person in the whole world? (Yes!)

### **God creates man**

When God created you, He made you to be born as a tiny baby. But the very first person was not born as a tiny baby. Listen to how God created the very first person ever!

#### **Read Genesis 2:7a**

**Recap:** God took dust from the ground, and He formed a man from it. *Show the clay.* Adam was the name of the man God created. God made Adam's eyes, nose, and mouth. He made his arms and legs, his heart and brain, even his fingernails! But Adam wasn't alive yet. Adam needed something more to be alive. *Mold a man out of the clay.* Let's keep reading.

#### **Read Genesis 2:7 (repeating verse 7a)**

**Recap:** After God created Adam, God breathed life into Adam. I can make something that sort of looks like a man, but if I breathe on him, will he come to life? Of course not, because I'm not God – only God can give life. When God breathed into Adam, he became alive.

### **The Garden**

#### ***Paraphrase of Genesis 2:8-14:***

The Bible also teaches us that God made a beautiful garden for the man to live in, called the Garden of Eden. *Show fresh flowers and have children smell them.* It had grass, beautiful flowers, bushes, and trees in it. It was a perfect place, and the man had all the food he needed in that garden. Right in the middle of the garden were two trees. *Point out the trees.* Next week we will talk more about those trees. God also put a beautiful river in the garden that watered all the plants. Everything was perfect! Everything was what? (It was perfect!)

### **Adam's job**

#### **Read Genesis 2:15**

**Recap:** God gave Adam a job to do – to take care of the garden. That sounds like a pretty good job. Let's keep reading.

### **The one rule**

#### **Read Genesis 2:16-17**

*Gesture to the tree of the knowledge of good and evil as you read.*

**Recap:** God gave Adam one rule – only one! *Have children hold up one finger.* That doesn't seem like too hard of a rule to follow, does it? With all the other yummy food in the garden, Adam should have no trouble following that one rule to not eat from this tree, right? Everything was good – then God saw something that wasn't good! What was it? Let's find out.

### **Adam names the animals**

#### **Read Genesis 2:18**

#### **Recap and *Paraphrase of Genesis 2:19-20:***

God wanted to find a helper for Adam. God brought all the animals to Adam, so Adam could name them. *Show the stuffed animals you brought and have children call out the name of each type of animal.* After Adam named all the animals, there still wasn't a helper for Adam. Let's find out what God did about that!

### **God creates the first woman**

#### ***Paraphrase of Genesis 2:21-25:***

God created a woman named Eve to be a helper for Adam. Adam and Eve were the very first man and

woman to be married. They were both able to walk and talk with God. They lived in God's perfect garden with all the animals. Everything was just right.

## Conclusion

Adam and Eve were the very first people God created. God made each one of us, too, and we are important to Him. He created and loves \_\_\_\_\_, and \_\_\_\_\_, etc. (*insert names of children*) God knew Adam needed someone to be with and talk to, so He created Eve. God knows what we need, too, like food, water, and people to be our friends and teachers. God also knows we need Jesus. That's why God sent Jesus to earth to teach us and to take the punishment for our sin. Let's say our verse, Romans 3:23.

## Do Right and Feel Right

God created each one of us and loves us very much. He knows the number of hairs on your head, the color of your eyes, when you laugh, and when you cry. Isn't it great to know God created us and loves us so much?

## Review Questions: What did we discover today?

1. Who created Adam? (God)
2. Did Adam live in a barn or a garden? (A garden)
3. Were there trees in the garden? (Yes)
4. What job did God give Adam? (To take care of the Garden of Eden)
5. Did God give Adam one rule or one hundred rules? (One rule)
6. Did God tell Adam he couldn't eat pizza or fruit from the special tree in the garden? (Fruit from the special tree)
7. God created a wife for Adam. Was her name Julie or Eve? (Eve)
8. Who created you? (God)

## Discover Time

**Transition to Discover Time:** God created each one of us very special. Let's go make something special that will remind us of how He created us!

**Do Right:** I will believe that God created me.

**Goal:** To help preschoolers understand that God created each person uniquely.

**Location A:** Play-Doh® Station

**Supplies:**

- Play-Doh, modelling clay, clay, or plasticine

**Instructions for the DT Leader:**

1. Say: Remember how God created Adam? Today we are going to make people out of Play-doh/ clay/ plasticine. Do you think our people will come to life? (No!) Why not? (We are not God – only God can give life!)

2. As children create their people, talk about how God created them and how each person is different. Point out that some children are tall, some children have black hair and some have red hair, some children have brown eyes, some have blue, and some have green.
3. When they are finished, have all children hold up their people and yell, "God created me!"

## **Location B: Art Station**

### **Supplies:**

- Several mirrors
- Paper plates or construction/ manilla paper (one per child)
- Stickers with "God created \_\_\_\_\_!" (in advance attach to the back of plates) (see Resources Booklet)
- Supplies to make faces:
  - Yarn strings for hair (different colors; cut to appropriate lengths in advance)
  - Paper eyes (different colors; cut in advance)
  - Crayons (different skin colors)
  - Glue
- Sample of a finished project

**Optional:** Create faces in advance and have children do something simple like just adding hair.

### **Instructions for the DT Leader:**

1. Have children sit at tables, and give each one a paper plate face with a sticker on the back.
2. Say: Do you know what this sticker says? It says, "God created \_\_\_\_\_!" It is very important to remember that God is our Creator, so we are going to write your name on the sticker.
3. Leaders can help write each child's name on their sticker.
4. Say: God made each one of us a little different. We have different colored hair and eyes. Some of us have freckles, some have dark skin, and some have light skin – God created us exactly right! Today we are going to make our own faces on our plates.
5. Have children use the supplies to make their faces.
6. Leaders should encourage children to look in the mirrors as they design their own face.
7. All leaders should help children with their projects and remind them that God created them special.
8. When they are finished, have all children hold up their plates and yell, "God created me!"

## **Classroom Review Time**

**Lead Teachers ~ Connecting the DT to the Lesson:** You created some incredible people today during DT. Were your people real? (No) Did they breathe? (No) Could they make noise or blink? (No) We know only God can create real people. God created each one of you so special. Stand up if you have brown hair. *Continue with other questions, like blue eyes, a nose, etc.* God made you each different, and He loves you very much. There are no two people alike in the whole world. Even twins have differences!

### **Reviewing the Know Right:**

#### **Supplies:**

- Whiteboard/ Chalkboard
- Multi-colored dry erase markers/ colorful chalk

### Instructions:

1. Ask the following questions while drawing on the whiteboard:
  - God created the very first people, named Adam and Eve. He gave them a perfect home to live in called the Garden of Eden. What do you think was in the garden? *Have a leader draw out pictures as children share what is in the garden. No need to be an artist, just have fun!*
  - What were the names of the first two people in the Garden? *Draw two stick people.*
  - There was one rule in the garden. What was it? *Draw two trees.*
  - Do you think Adam and Eve will obey the one rule?
  - I will give you a hint: What does Romans 3:23 say? *Draw two frowns on the stick figures.*
2. Tell children to come back next week to find out what happens to Adam and Eve.

### Talk thru Genesis hand motions:

Before we move on, let's review our Talk thru Genesis hand motions:

- **Creation:** bring hands up to form a world
- **Adam and Eve:** one forearm up for each name

**Lead Teacher's Note:** *It is important to practice the hand motions each week. By the end of the quarter, you will be amazed how children can talk through the first half of Genesis when using the motions as a reminder of the lessons.*

### Think Right Activity while waiting for parents:

#### Supplies:

- Pictures of children sinning and not sinning (see Resources Booklet)

### Instructions:

1. Say: God created you very special. He allows you to make choices, just like Adam and Eve needed to make a choice to obey the one rule in the garden. When you choose to disobey God, it is called sin. Sinning is anything we think, say, or do that is against God. That means disobeying your parents, not sharing, and being sassy are all sins.
2. Hold up pictures one at a time.
3. Children should clap (or give a thumbs up) if the picture shows someone who is *not* sinning.
4. If the picture does show someone sinning, have children jump up and recite Romans 3:23 with actions.

**"For all** (hands from center going outward) **have sinned** (two thumbs down and look sad) **and fall short** (squat) **of the glory of God** (stand up while pointer fingers twirl pointing up)." **Romans 3:23**

# Lesson 3

## Genesis 3

<b>Know Right:</b>	Sin enters the world.
<b>Think Right:</b>	"For all have sinned and fall short of the glory of God." Roman 3:23 (Top 12)
<b>Do Right:</b>	I will understand that I have sinned.
<b>Feel Right:</b>	I can feel safe because Jesus died for my sin.

## GET READY!

**A true understanding of sin and its eternal punishment has been lost in our generation. How do we help children develop a biblical worldview, so they can see sin for what it really is? We go back to Genesis. No matter your role, study the lesson ahead of time and pray that you and your children would learn to see sin through God's eyes, so you can respond to it by turning to Jesus for His grace and forgiveness.**

**Pray:** Pray that your class will fall in love with God at a deeper level, and as a result they will make the right choice and walk away from sin during their entire lives. Lead Teachers: Pray that God will give you a clear understanding of Scripture as you prepare your lesson.

**Read:** Genesis 3

### **Know Right: Sin enters the world**

After God created Adam and placed him in the Garden to work and take care of it, He gave him one command. God told Adam not to eat from the tree of the knowledge of good and evil. God said that if Adam ate from that tree, he would die. However, instead of listening to and obeying God, Adam listened to his wife, Eve, who had been deceived by the serpent called Satan. Thus, both Adam and Eve disobeyed God and committed the very first sin, which brought death and suffering into our world. But man's sin didn't end there. As the Bible tells us, each and every one of us, born of Adam and Eve, have foolishly disobeyed God. Therefore, we can now understand that we have sinned.

## GET SET!

### **Lead Teacher's Notes:**

- Please refer to the Children's Ministry Resource Bible: page 142 (The Offerings: Pictures of Christ); page 664 (Children Learn About Angels); page 876 (The Problem of Sin Object Lesson).
- An issue we face in our society is the lack of knowledge or accountability to sin. Sin isn't something

we do wrong (like spilling our milk), but rather something we do against God's will. When teaching about sin, we want to begin to lay the spiritual foundation for our preschool children so they can understand that it separates us from our Holy God and points them to their need for a Savior.

### **Creative Ideas for the Bible Lesson:**

1. Draw or paint (children love it when we paint it!) each scene in a box, cartoon style. Don't worry if you are not artistic – stick figures are fine. Draw portions of the pictures in advance so you can quickly just add color, facial expressions, or objects. Or invite a special guest or ask your DT Leader or Shepherd to do the illustrating as you teach. You will also need a Wordless Book. *This idea is written into the lesson.*
2. If you made a miniature "Garden of Eden" last week, continue to use it this week. Add in a fruit and a plastic snake (or use a pipe cleaner for a snake).
3. Find pictures and hang them up as you go through the lesson.
4. Have children join in with some sound effects. For example: when you say the word "serpent or snake" children should make the sound of a snake; when Adam and Eve bite into the fruit, have children say "crunch," etc.
5. Have your DT Leader or Shepherd read the verses directly from the Bible with an expressive voice.

**GO!**

### **Pre-Service Review Game**

Worship Leaders will lead children in a review game. Game details are in the Resources Booklet.

### **Large Group Opening Time**

**Offering:** Our God is perfect, and He loves us so much! Let's give joyfully to the one and only God who created us. *Or insert a specific way your church will use the offering.*

### **Think Right verse: Romans 3:23**

I know a Bible verse from the book of Romans. It's Romans.... chapter \_\_\_\_, verse \_\_\_\_\_. This verse talks about our glorious and perfect God! It also talks about us – that we have sinned. Sin is anything we think, say, or do that is against God. Let's say Romans 3:23 standing on our tippy toes. Do you know God created your toes? Now let's bend our knees so we are squatting really low and let's say Romans 3:23. Now let's say Romans 3:23 with actions.

**"For all (hands from center going outward) have sinned (two thumbs down and look sad) and fall short (squat) of the glory of God (stand up while pointer fingers twirl pointing up)." Romans 3:23**

Do you know God made your hands? God made everything! God even made camels. Hey, this reminds me, where is Tracker?

***Due to the length of the puppet skit today, we will only do one song, after the puppet skit.***

### Puppet Skit: Cami sins

*Cami, Tracker's little sister, will visit instead of Tracker. Cami is about 4 years old, kind of loud, and very sure of herself! She looks very similar to Tracker but has a large pink bow on her head. Have fun with it!*

*Props: a Bible with Romans 3:23 bookmarked and a Wordless Book*

WL: Well hello, Cami! We were expecting Tracker, but we're glad to see you!

C: Well, I heard you were gonna talk about sin today, so I tolded my big brother that I better come instead!

WL: Why is that, Cami?

C: Cuz I'm gonna help everyone.

WL: How are you going to help them?

C: I'm gonna teach them not to ever, ever sin. Because... *(pause for effect)* I never sin! I'm the bestest camel you ever met!

WL: Cami?

C: Yes?

WL: Everyone sins.

C: I know! But not me! That's why you all need my help!

WL: No, Cami – even you sin. Jesus is the only one who never sinned. *(look up Romans 3:23 and have the children say the verse with you)* In the Bible it says "For all have sinned and fall short of the glory of God." That means you, too, Cami. Let me ask you a question.

C: Ok, \_\_\_\_\_.

WL: Have you ever gotten mad at someone?

C: Oh, you bet! Just yesterday Tracker took the very last scoop of caramel chocolate crunch ice cream, and I wanted it! I was so mad – but I got him back! I took the last of the Cocoa Blasters cereal this morning! Ha! Ha! I don't even like Cocoa Blasters, but that way Tracker couldn't have 'em and that's his favorite!

WL: Um, Cami?

C: *(very innocently)* Yes?

WL: That was a sin.

C: It was not! *(yelling)*

WL: Yes, it was. Getting back at someone is not what God wants you to do. And when we think, say, or do things that God doesn't want us to do, it's a sin. Have you ever disobeyed your mom? Like when she tells you to clean your room, but you don't want to? Or have you ever taken a cookie when your mom told you not to? Those are all sins!

C: Then, then...I'm a sinner! *(very dramatic)* This is terrible! I'm doomed! *(puts her head on the stage dramatically)*



WL: Cami, let me show you something. *(get out the Wordless Book and show the gold page)*  
See the gold color?

C: Yeah?

WL: Gold reminds us of how much God loves us. God lives in heaven. Heaven is a perfect place because that's where God is. There's no death in heaven, no sadness, no sin. *(show dark page)* The dark page is for sin. Sin is all the stuff we do that is against God. All of us sin, so...

C: So, *(dramatically again)* I'm doomed! *(throws her head down again)*

WL: Well, you would be and so would I, but *(show red page)* Jesus, God's only Son, came to earth. He never sinned, but He took the punishment for our sin when He died on the cross. He was dead for three whole days, and then He rose from the dead and actually walked around! He ate with people, talked with people, and told people how awesome and true God is. Now He's up in heaven. When we ask Jesus to save us from our sin, He will do that and then *(show clean page)* we become clean from our sin, and we can become part of God's family forever! And once we ask Jesus to save us from our sin, we grow *(show green page)* by reading our Bible, going to church, and praying.

C: Whew! That makes me feel better! So now what?

WL: You can pray to Jesus and tell Him that you have sinned and ask Him to save you from your sin.

C: I'm gonna go home right now and ask my mom to pray with me. Then I'm gonna ask Tracker to forgive me, too.

WL: That's a great plan, Cami! I hope we see you again real soon!

C: Bye, friends! *(Cami leaves)*

WL: Cami learned today that all of us sin. I sin, you sin, \_\_\_\_\_ *(insert a leader's name)* sins... but when we admit we sin *(dark page)*, believe that Jesus died for our sin *(red page)*, and ask Him to save us from our sin, He will *(clean page)*!

**Transition:** I know a song that reminds us that we all have sinned, but God wants to give us the gift of eternal life in heaven with Him!

**Song 1:** "The Wages and the Gift"

### Talk thru Genesis hand motions:

We are learning a hand motion for each lesson we are studying. Let's review our hand motions and learn the new hand motion for this week.

- **Creation:** bring hands up to form a world
- **Adam and Eve:** one forearm up for each name
- **Sin:** take your forearms and cross them like an "X"

**Pray**

## Bible Lesson Introduction

**Pray:** *Teach children how to pray by explaining to them that they are talking to the Creator of the whole universe. We bow our heads to honor Him and remain focused on Him.*

**Find It:** *We want our children to learn from early on how to navigate through the Bible. The Bible has two parts: the Old Testament and the New Testament. Genesis is in the Old Testament of the Bible. Today's lesson is in the book of Genesis (the very first book of the Bible), chapter 3. Open your Bible to this portion of Scripture and show it to children.*

**Timeline:** *Have children point to the beginning of the timeline.*

### Introduction to the Bible Lesson:

Last week, we learned about how God made Adam and Eve. Remember that Adam got to name the animals? And that God placed him in a beautiful garden and then gave him a wife named Eve? God took very good care of Adam and Eve. They had plenty to eat, a beautiful garden to live in where they could smell flowers and hear birds, and they also were able to walk and talk with God.

#### **Box 1 – Draw or paint several fruit trees with two main trees in the middle.**

There were lots of trees in the garden. The trees had fruit for them to eat and enjoy. God had only one rule in the garden. *Have everyone hold up one finger.* Do you remember what that rule was? (There was one tree they were not to eat from) That tree was right in the middle. *Point to the tree of the knowledge of good and evil.* It was the tree of the knowledge of good and evil. He told them they could eat from any other tree, but not that one. **Draw or paint an X through that tree.**

Do you have rules at your house, like “no going in the street” or “no playing with knives”? *Have children share additional rules.* Do you know why our parents give us rules? (To keep us safe) God cares about us, so He gave us our parents to help us learn right from wrong. Their rules and God's rules are there to keep us safe. God also cared for Adam and Eve. God knew that if they ate from that tree, it would be very bad for them, and they would die. Let's see how Adam and Eve did with keeping that one rule God gave them. *Have children hold up one finger.*

## Scripture Outline: Genesis 3

### **Satan tempts Adam and Eve**

**Read Genesis 3:1**

#### **Box 2 – Draw or paint two stick figures with smiling faces.**

**Recap:** For a while, Adam and Eve obeyed God and everything was perfect! They didn't fear anything, they never got angry with one another, they were happy all the time! They were able to be with God and to listen to Him every day. Their home was perfect. But one day, the devil, whose name is Satan, turned himself into a snake and came to Eve.

**Box 3 – Draw or paint a snake.**

He did something tricky and said, “Did God really say, ‘You must not eat from any tree in the garden?’” *Point to all the trees in Box 1.* Satan was trying to confuse Eve so she and Adam would disobey God. What is it called when we disobey God? (Sin) He wanted to hurt God by making the people He created disobey Him. Let’s find out what happens.

**The rule**

**Read Genesis 3:2-3**

**Recap:** Eve told Satan she could eat from any tree in the garden, but she should not eat from the tree that was in the middle of the garden. She knew the rule, but Satan tried to trick her.

**Satan lies**

**Read Genesis 3:4-5**

**Box 4 – Draw a snake, Eve, and the tree.**

**Recap:** Satan lied. He told Eve that she would be fine if she ate the fruit. He said if she ate it, she would become like God. Oh, no, this is bad! *Have children give a “thumbs down”.* Satan was trying to trick Eve. We can never be like God; God is perfect and glorious! Remember, glorious means that God is amazing, perfect, and deserving of honor. Did Eve believe Satan’s lie or did she do what was right? Let’s find out.

**Adam and Eve commit the first sin**

**Read Genesis 3:6**

**Box 5 – Draw fruit with a bite out of it and an X through it.**

**Recap:** Oh, no! Adam and Eve chose to eat the fruit from the tree they were not supposed to eat from. Do you remember what it is called when we disobey God? (Sin) Did Adam and Eve do things God’s way? (No) They did things their own way instead of obeying God. What is it called when we disobey God? (Sin)

**Draw or paint black above the fruit.**

Do you understand that we all sin? Stealing a cookie, telling a little lie, and fighting with your brother or sister are sins. We are just like Adam and Eve. We have all sinned. When we sin, do we feel good (*thumbs up*) or do we feel bad (*thumbs down*)? We feel bad (*thumbs down*), and many times we feel like hiding or we pretend we didn’t do it. We feel like this because we know we did something wrong, and we know we will be punished. All sin deserves to be punished. *Take the dark page and physically separate it from the clean and gold pages by a few feet. This is a good picture of Romans 3:23 for the children.*

**Adam and Eve try to cover their sin and hide from God**

**Paraphrase of Genesis 3:7-10:**

After they ate the fruit from the tree of the knowledge of good and evil, everything changed! Before, they had never known anything bad. But now they had sinned.

**Box 6 – Draw two sad, scared faces.**

After they sinned, they stopped enjoying some of God’s good gifts. After they sinned, they knew what it meant to be afraid – before that they didn’t fear anything! They even feared their Creator – God. Isn’t that sad? When God came to spend time with them, they hid. Do you know why they hid?

**Box 7 – Draw a bush with two heads peeking out.**

They knew they had disobeyed God, and they were afraid and ashamed. God always sees us; we can’t hide from Him. But God also always loves us – we don’t have to hide from Him!

### **Adam blames Eve**

#### ***Paraphrase of Genesis 3:11-12:***

##### ***Box 8 – Draw Adam pointing to Eve.***

Adam blamed Eve for sinning. Do you ever try to blame others when you do something wrong? Was it Eve's fault that Adam sinned? No, it was Adam's fault; he should have said, "No!" What would Eve do, now that Adam blamed her?

### **Eve blames the serpent**

#### ***Paraphrase of Genesis 3:13:***

##### ***Box 9 – Draw Eve pointing to the snake.***

Eve blamed the snake – Satan. Was it Satan's fault Eve sinned? (No, it was Eve's fault) Satan is very bad for trying to make people sin, but Eve did not have to listen to Satan. Eve should have said, "No!"

### **God gives the consequences of sin**

#### ***Paraphrase of Genesis 3:14-24:***

There is always a punishment for sin – remember what God told them about eating from the tree of the knowledge of good and evil? If they ate from that tree, they would not be able to be with their Creator God forever. Why? Because God is perfect, and He cannot be near sin. After they chose to do things their way instead of God's way, they had to leave that perfect place – the Garden of Eden.

##### ***Box 10 – Draw greenery at the edge with a black line next to it to show they couldn't get back in, then draw Adam and Eve with sad faces.***

God had given them all the food they wanted in the beautiful Garden of Eden. But, now that they sinned, they would have to work hard to eat. They also could not live with God forever. They were separated from Him, and that is very sad! God wants us to know Him and to live with Him forever, too, in heaven. But, just like Adam and Eve, we all sin – so we, too, are separated from our loving Creator.

## **Conclusion**

God had a perfect life planned for Adam and Eve, but they disobeyed God. If they had only lived God's way – instead of their own way – they could have lived forever and ever with God. But they didn't. They disobeyed God and sinned. But that didn't stop God's plan. He told Adam and Eve that one day a Savior would come (a savior is someone who saves someone else). *Place the red page of the Wordless Book between the dark page and the clean and gold pages.* We also need a Savior – someone to save us from our sin. This Savior is named Jesus.

## **Do Right and Feel Right**

Remember our verse? (Romans 3:23) *Have children recite the verse with you as you point to the dark page.* Jesus, God's perfect Son who never ever sinned, came from heaven to earth. He was born as a baby. He grew taller and learned how to do new things. He was like other children in many ways except Jesus was God, and He never sinned.

When Jesus was all grown up, He took the punishment we deserve for our sin when He died on the cross. *Recite Hebrews 9:22b as you point to the red page.* I am so thankful He did this so you and I can live forever with our Heavenly Father, God! *Point to the gold page.* If you pray and ask Jesus to save you from

the punishment of your sin – He will! *Recite Acts 16:31 as you point to the clean page, highlighting the promise that if you believe in the Lord Jesus, you will be saved.* If you have never prayed and asked Jesus to forgive your sin and become the leader of your life, maybe today is your day. *Offer an invitation for salvation.*

## Review Questions: What did we discover today?

1. What were the names of the two people in the Garden of Eden? (Adam and Eve)
2. Did Satan turn into a snake or a bunny? (A snake)
3. Did the snake lie to Eve? (Yes)
4. Did Eve believe the snake's lie? (Yes)
5. Was it a sin when Adam and Eve ate the fruit God told them not to eat? (Yes)
6. What was the punishment for Adam and Eve after they sinned? (They had to leave the Garden of Eden)
7. What good news did God give to Adam and Eve after they sinned? (He would send a Savior to save them from their sin)
8. What is sin? (Anything we think, say, or do that is against God) *Give a specific example of how children sin.*
9. Does God still love you even though you sin? (Yes! John 3:16)

## Discover Time

**Transition to Discover Time:** As children walk to Discover Time, have them recite Romans 3:23 several times.

**Do Right:** I will understand that I have sinned.

**Goal:** To help preschoolers understand the term “sin.”

**Location A:** Mission Station – *The Mission Lesson can be downloaded from the DLG website.*

### Location B: Box Station

#### **Supplies:**

- 20 boxes
- 10 pictures of children sinning – tape onto boxes (see Resources Booklet)
- 10 pictures of children not sinning – tape onto boxes (see Resources Booklet)
- Beanbags (one per child)
- Line for children to stand behind

**Instructions for the DT Leader:**

1. When children arrive, have all the boxes mixed up in the middle of the room.
2. Challenge children to sort the boxes and then stack them in “sin” and “no sin” piles.
3. Once the piles are stacked, quickly talk about how sin is wrong and is against God.
4. After the brief discussion, have children line up a few feet away from the boxes, and use beanbags to knock down the pile of sin. Everyone should cheer when the sin boxes are knocked down!
5. Repeat several times.

## Classroom Review Time

**Lead Teachers ~ Connecting the DT to the Lesson:** Can you give me an example of sin? *Have children give specific examples.* I loved watching you boldly knock down sin in your Discover Time today! When you go home today, will you say “No” to sin? *Have children boldly and confidently say, “We will say “No” to sin!”*

*Note: If your DT was in the Mission Station, please develop a connection to the Bible lesson.*

### Reviewing the Know Right:

#### Instructions:

1. Have children line up against one wall of your room.
2. Ask a review question and allow children to yell out the answers.
3. If they get the answer correct, they can take one big jump forward. If they get it wrong, they need to take a step backwards.
4. Explain the rules several times so children understand.
5. Continue with all of the questions, watching to see if any children cheat.
6. After one round, have children sit down and talk about how easy it is to sin, even while they are in church.
7. Repeat several times so children are confident in the answers. Remember, the same questions are in their Tracker Jr. take-home paper.

### Talk thru Genesis hand motions:

Let’s review our hand motions and the new hand motion for this week.

- **Creation:** bring hands up to form a world
- **Adam and Eve:** one forearm up for each name
- **Sin:** take your forearms and cross them like an “X”

### Think Right Activity while waiting for parents:

#### Supplies:

- Painter’s tape/ masking tape/ chalk dust (create a zig zag around the room with tape for kids to walk on)
- Music

**Tip:** This activity will also be used next week, so you may be able to leave your line on the floor.

#### Instructions:

1. Have children walk on lines as the music plays.
2. When the music stops, have the children recite Romans 3:23 as a group.
3. Repeat many times.

**Optional:** Add a tunnel for children to crawl through or a table to crawl under.

# Lesson 4

## Genesis 4:1-16, 4:25-26

<b>Know Right:</b>	Cain sins against Abel.
<b>Think Right:</b>	“For all have sinned and fall short of the glory of God.” Roman 3:23 (Top 12)
<b>Do Right:</b>	I will believe that God hates sin.
<b>Feel Right:</b>	I can feel happy when I do not sin.

### GET READY!

In the world we live in, it’s easier than ever to believe the lie that each person should do what seems right in their own eyes. But God’s Word is clear: the only way to avoid the painful consequences of sin is to do what is right according to God. This week we will learn about the spread of sin and the tragic effect it had on the first family. Ask God to help you and your children see sin through His eyes, run from it, and embrace His forgiveness when you fall.

**Pray:** Thank God for each child in your classroom. Pray that they will always be sensitive to sin.

**Read:** Genesis 4:1-16, 4:25-26

#### **Know Right: Cain sins against Abel**

After Adam and Eve sinned and were banished from the Garden of Eden, God gave them a family. Unfortunately, all their children were born with their parents’ sinful nature. Their son Cain became a farmer and their son Abel, a shepherd. The way they lived their lives displayed a significant disparity. Both brought offerings to God, but Abel lived God’s way, obediently bringing the type of offering God wanted, and his offering pleased God. Cain did not live God’s way, and his offering did not please God. Because Abel lived God’s way, by faith, he was declared righteous and placed in the Hall of Faith. Because Cain lived without faith, he was punished for his sin, and he had to wander the earth instead of being a farmer. Because of this we can know that God hates sin.

### GET SET!

#### **Lead Teacher’s Notes:**

- To keep this lesson at a preschool level, we would recommend that you use the term “hurt” rather than killed or murdered, while still conveying the seriousness of the sin. Please use your discretion when teaching that portion of the lesson.
- Remember that when you are preparing this lesson, you are teaching children the very Word of God. It’s an honor to present His Word at a preschool level!



- Using visual aids is essential for effectively teaching preschool lessons. Always use props to bring the Bible to life for your children.

### Creative Ideas for the Bible Lesson:

1. Use props: one small and one large stuffed sheep or pictures of sheep, a basket of fruit/vegetables or pictures of fruit/vegetables, “sin” sign, and a Wordless Book. *This idea is written into the lesson.*
2. Use Play-Doh, modelling clay, or plasticine to create each scene as you teach the lesson. Or ask your DT Leader or Shepherd to create as you teach. Make sure you ask them in advance in case they want to bring in additional props or make a few items ahead of time.
3. Use action figures, dolls, or stick puppets to represent Cain and Abel. Create the scene to reenact the Bible lesson. Do not show the actual killing, but rather tip Abel over at the correct time.

**GO!**

### Pre-Service Review Game

Worship Leaders will lead children in a review game. Game details are in the Resources Booklet.

### Large Group Opening Time

**Offering:** I love worshiping our great God! Many of you brought money today to show God how much you love Him. *Allow children to come and give their offerings or pass the offering basket. When children are done giving their offerings, remind them that God is the one who really provides all the money our families earn, and have them clap for God. Or insert a specific way your church will use the offering.*

### Think Right verse: Romans 3:23

What verse tells us that we have all sinned? (Romans 3:23) *Place the dark page of the Wordless Book on one side of the worship stage. Place the clean and gold pages of the Wordless Book on the other side of the stage. God is perfect, and He has never sinned. We sin. That’s what it means when we say we fall short of the glory of God. We are never as good as He is. Point to the clean and gold pages. Who can save us from our sin? (Jesus!) Place a large red cross in the middle.*

Let’s stand up and say Romans 3:23 with a courageous voice, just like a superhero.

**“For all (hands from center going outward) have sinned (two thumbs down and look sad) and fall short (squat) of the glory of God (stand up while pointer fingers twirl pointing up).” Romans 3:23**

**Transition:** Isn’t our God great? He is big and powerful and yet He loves you and me. Let’s sing about how big our God is.

**Song 1:** “My God is so Big”



## Puppet Skit: Tracker sins

*Tracker doesn't come up right away, and when he does, he is angry.*

WL: Hey, Tracker? Where are you? *(look into the puppet stage)* Tracker, what are you doing down there?

T: *(pouty; from below)* I'm not comin' up there today!

WL: Why not, Tracker?

T: Cuz I'm mad, and I'm not comin' up!

WL: Tracker, could you please come up here and talk to me? This is hard talking like this – maybe we can help.

T: Fine! I'll come up, but I'm not gonna be happy about it! *(Tracker comes up looking angry and has an "attitude")*

WL: What in the world is going on with you today, Tracker?

T: You wanna know? Ok, I'll tell ya! My little sister, Cami, makes me so mad! It's always *(mimic Tracker's parents)* "Cami is soooo great!" and "Oh, Cami does everything right!" and "Let's give our little Cami whatever she wants!" My mom and dad love her more than me!

WL: Oh my! I'm sure your parents don't love Cami more than you.

T: Oh yeah? Then why did she get to watch her favorite TV show, "Callie Camel's Crew", and I didn't get to watch mine, "Captain Carl"?

WL: I'm sure there's a very good reason...

T: Nope! It's just cuz Mom and Dad love her more!

WL: Hmmm, that doesn't seem like your parents to me, Tracker...

T: Well, they said it was cuz she cleaned her room like they asked her to, an' I didn't, but...

WL: Ok, now I understand.

T: What do you mean? I cleaned my room, too. Well, sort of...

WL: What exactly do you mean by "sort of", Tracker?

T: Well, I put my clothes away, ummm, under my bed...an' I put my toys in my closet, buuuut, now you can't open the doors without them all fallin' on you.... buuut my room looks clean...

WL: Tracker, it sounds like Cami did her very best, and you didn't. That's why Cami got to watch her favorite show, and you didn't. Getting angry with Cami for doing what she was supposed to do is selfish. In fact, it's a sin.

T: *(Tracker opens his mouth in disbelief)* What? It's a sin to be selfish? Now what can I do?

WL: Boys and girls, what should we do when we sin? If we are a Christian, we need to confess our sin to God – meaning we need to pray and tell God what we did wrong, tell Him we don't want to do it again, and ask Him to help us.

T: An' then what? Will God still love me?

**WL:** Remember, Tracker, God will always love you! He doesn't like it when we sin, but He will always love us, and He will forgive us.

**T:** I'm gonna go talk to God and tell Him I am very sorry for sinning! An' then I'm gonna ask Cami to forgive me. Aaaand, then I gots to clean my room right away.

**WL:** That's a good plan, Tracker. We'll see you later, ok?

**T:** Ok. See ya later! (*Tracker leaves*)

**Transition:** When you fight with your brother or sister, lie to your dad, or take something your mom told you not to, it's a sin. But God still loves us! He wants to forgive us and give us hope and eternal life.

**Song 2:** "The Wages and the Gift"

### Talk thru Genesis hand motions:

Let's review our hand motions for each lesson and learn the new hand motion for this week.

- **Creation:** bring hands up to form a world
- **Adam and Eve:** one forearm up for each name
- **Sin:** take your two forearms and cross them like an "X"
- **Cain and Abel:** two thumbs up and start a thumb war with yourself

### Pray

## Bible Lesson Introduction

**Pray:** Encourage one of your children to help you lead your class in prayer. You say something and then have the child repeat. Or, if they are comfortable – they can say a prayer on their own. This will help them learn to pray in a public setting and develop their spiritual leadership skills.

**Find It:** Our lesson comes from the book of Genesis. It is the first book in the Bible. *Show them in your Bible.* Is everything in the Bible true? (Yes!) Today's lesson is in the book of Genesis, chapter 4.

**Timeline:** If Genesis is the first book of the Old Testament, do we find the Genesis lessons at the beginning or the end of the timeline? *Have children point to the beginning of the timeline.*

### Introduction to the Bible Lesson:

Last week, we learned about Adam and Eve, the very first people God ever created.

*Do Talk thru Genesis hand motion –*

- **Adam and Eve:** one forearm up for each name

He gave them a beautiful place to live, and there was only one rule - they shouldn't eat from the tree of the knowledge of good and evil. Did they obey God's one rule? (No) They disobeyed God.

*Do Talk thru Genesis hand motions –*

- **Adam and Eve:** one forearm up for each name
- **Sin:** take your two forearms and cross them like an “X”

*Then show the dark page of the Wordless Book.* Sin is anything we think, say, or do that is against God. God hates sin because it separates us from Him.

Remember the gold page of the Wordless Book? *Show the gold page.* God loves us so much He made a place called heaven. If we are part of His family, we can go to heaven someday. In heaven, there is no sin. John 3:16 tells us that God loves us so much He sent His Son, Jesus, to take the punishment we deserve for our sin. Jesus died to take the punishment of our sin. *Show the red page.*

Jesus died for us because He wants to forgive us so we can be with Him forever. If we “believe in the Lord Jesus” (Acts 16:31), He promises we will be saved from the punishment of our sin! *Show the clean page.*  
*Opportunity to give children a choice to go to a location to hear more about making this decision or to remain in class to hear more from the lesson.*

Where did Adam and Eve have to live after they sinned? (Outside the Garden of Eden) Why? (Because the punishment for their sin was to leave the Garden) Just like for us, sin separates us from God. Today we are going to find out what happened after Adam and Eve left the Garden.

## Scripture Outline: Genesis 4:1-16, 4:25-26

### **Adam and Eve have children**

#### ***Paraphrase of Genesis 4:1-2a:***

After Adam and Eve left the garden, God still loved them and took care of them. Their new home was not as nice as when they lived in the Garden, but they had food and each other. In time, they had two children. Their names were Cain and Abel. *Have children hold up their two thumbs to represent the two boys.*

### **Cain and Abel have jobs**

As the boys grew up, they had jobs. Let’s read more about their jobs:

#### **Read Genesis 4:2b**

**Recap:** When Cain grew up, he became a farmer and grew wonderful fruits and vegetables. *Show fruits and vegetables.* When Abel grew up, he raised animals. *Show both animals.*

### **Cain and Abel bring offerings to God**

#### ***Paraphrase of Genesis 4:3-4a:***

Cain grew fruits and vegetables, and Abel raised animals, so those were the things they brought to God as their offering. One day Cain brought an offering to God. *Set out one or two of the fruits and vegetables from the basket to represent Cain’s offering.* Abel also brought an offering to God. *Set out the large stuffed animal.* Abel loved God and gave Him his very best.

### **God is pleased with Abel’s offering, but not Cain’s**

#### **Read Genesis 4:4b-5a**

**Recap:** God was pleased with Abel’s offering, but not Cain’s. God doesn’t need anything really. He didn’t need the fruits and vegetables or the animals. But He loved Cain and Abel and wanted them to love and trust Him.

### **God warns Cain**

#### **Paraphrase of Genesis 4:5b-7:**

Cain got very angry and jealous because God wasn't pleased with his offering like He was with Abel's. This reminds me of Tracker today. Getting so angry that you become jealous is a sin. Do you ever get jealous? This is a big word; let me explain. Let's say you really want a new bike, and your mom brings home a new bike for your sister instead of buying one for you. How would you feel? If you feel sad and angry because you want to have what someone else has, that feeling is called being jealous.

*Hold up the "sin" sign.* God hates sin. Sin hurts people and the world God created. Even though Cain sinned, God still loved him. What should Cain have done? He should've confessed to God that he sinned by being angry and jealous. Then he should ask God to forgive him and help him to not be jealous anymore. It's the same with us. *Hold up the "sin" sign.* We all sin. Romans 3:23 tells us that "all have sinned." *Have children stand up and say the verse.* But when we do sin, we need to tell God about it and ask Him to forgive us and help us to not sin that way anymore. God gave Cain a chance to stop sinning and to do what was right. Do you think Cain changed? Do you think he stopped sinning and did what was right?

### **Cain hurts Abel**

#### **Paraphrase of Genesis 4:8:**

But Cain didn't want to obey; he was too jealous. He wanted to stay angry and jealous of Abel. *Hold up the "sin" sign.* So, instead of doing what pleased God, Cain sinned and did a terrible, terrible thing. He called for his brother Abel and said, "Let's go out into the field." While they were in the field, Cain hurt his brother, very, very badly, and Abel died! *Hold up the "sin" sign.* Hurting someone is definitely a sin!

### **God gives Cain a chance to confess**

God already knew what had happened, but He wanted to give Cain a chance to confess his sin.

### **Read Genesis 4:9**

**Recap:** But instead, Cain lied to God. *Hold up the "sin" sign.* It doesn't really make sense to lie to God because God knows everything. We can't hide anything from God either. When we sin, we should admit (tell the truth about what we did), confess (pray and talk to God about it), and repent (make a choice to stop doing what is wrong). When God asked Cain what happened, He was trying to help Cain tell the truth, confess his sin, and ask for God's help to not sin anymore.

*Due to content, we will skip Genesis 4:10.*

### **God gives Cain the consequences of his sin**

#### **Paraphrase of Genesis 4:11-16:**

Cain wouldn't admit he sinned. He didn't want God's help. So, Cain's punishment for his sin was that he must leave his home and couldn't farm anymore. *Empty the food basket.* He would wander around all his life. *Have children stand up and walk in place.* God still loved Cain, even though Cain had sinned.

### **God gives Adam and Eve another son**

#### **Paraphrase of Genesis 4:25-26:**

After Cain left his home, God gave Adam and Eve another son! They named him Seth. Seth grew up and had many children. Seth and his children trusted and loved God.

## Conclusion

Cain sinned several times in our Bible lesson. Each time, Cain could have confessed his sin, but he chose not to. This makes me sad because God loved Cain so much. How about you? Do you want to do what is right like Abel or sin like Cain? When you go home and your mom asks you to clean up your toys, what should you do? What should you do if your little brother gets the bigger scoop of ice cream? What should you do if your friend breaks your toy? You need to remember to obey God and do what is right. God loves you very much! Isn't God wonderful? Knowing how much He loves us makes me want to love Him more! Let's pray and tell God how much we love Him!

## Do Right and Feel Right

Do you know when we choose not to sin it pleases God, which makes us happy. How do we know what is right and what is wrong, so we don't sin? *Hold up the green page of the Wordless Book.* We should keep growing just like grass and trees. We grow closer to God when we continue to listen to the Bible, go to church, and pray. We should also remember that we should love God and love those who sin.

## Review Questions: What did we discover today?

1. Did Adam and Eve choose to obey or to sin? (Sin)
2. Did Adam and Eve have to leave the Garden because they sinned? (Yes)
3. Did God still love Adam and Eve after they sinned? (Yes)
4. Who were Adam and Eve's first two children? (Cain and Abel)
5. Was Cain a farmer or a teacher? (A farmer)
6. Was Abel a doctor or a shepherd who raised sheep? (A shepherd)
7. Did Cain sin by hurting his brother? (Yes)
8. Do children sin? (Yes) Give an example of sinning. (Not obeying parents, not sharing, being unkind to someone, etc.)
9. Should we do things our way or God's way? (God's way)

### Talk thru Genesis hand motions:

Before we go to Discover Time, let's review our lessons from the book of Genesis. We'll do the hand motions for each lesson and then learn a new hand motion for this week. *Repeat if time allows.*

- **Creation:** bring hands up to form a world
- **Adam and Eve:** one forearm up for each name
- **Sin:** take your two forearms and cross them like an "X"
- **Cain and Abel:** two thumbs up and start a thumb war with yourself

## Discover Time

**Transition to Discover Time:** *As you walk to Discover Time, recite Romans 3:23.*

**Do Right:** I will believe that God hates sin.

**Goal:** To help preschoolers learn to share (give) with a joyful attitude.

## **Location A: Large Open Space**

### **Supplies:**

- Two sets of small toys (each set should have about one toy for every two children; the second set should be hidden, to be brought out later)
- Basket, box, or bag for each set of toys

### **Instructions for the DT Leader:**

1. As children arrive at your open space location, have them sit down.
2. Pass out the first set of toys, letting children know that they will have to share, since there are not enough toys for each child to have one. Watch and see what happens.
3. As children begin playing with the toys, remind them of our lesson today.
4. After a few minutes of observing how the children share with others, the Shepherd should go get the second set of toys and say, "Here are some more toys we can use."
5. Begin passing out the second set of toys, giving toys first to children who you observed sharing with others. Mention how they shared, and thank them for generously putting others first, so the other children can see their good choices rewarded.
6. Ask children if they gave joyfully or if they didn't really want to share. Say: God loves it when we give joyfully. But not wanting to share is selfish. Selfishness is a sin, and God hates sin.
7. Allow children to play together for a few more minutes.

## **Location B: Food Station**

### **Supplies:**

- Big cookies (one per child, each sealed individually in a plastic bag)
- Small cookies (one per child, each sealed individually in a plastic bag)
- Some younger friends in the church that you could give cookies to

(Alternatives to cookies: make sure your snack/ treats create the dilemma for the children, whether to share the best snack or to give away the less appetizing one. Maybe large/small versions of the same thing, or something sweet vs. something normal, etc.)

**Setup instructions:** Place one big cookie and one small cookie at each place for each child.

### **Instructions for the DT Leader:**

1. Children should sit at the Food Station. In front of each child will be one big cookie and one little cookie.
2. Before beginning, you should tell children not to touch the cookies.
3. Say: Before we eat a cookie, I want you to know your younger friends need a snack today. Can we each give one of our cookies so that the children in the other class can have a snack, too? If you give your big cookie, it could even be enough for two or three of our young friends!
4. Walk past the children with a tray to collect the cookies and watch what they do. Will they joyfully give a cookie? Will they give the big cookie or the little cookie? (Each child must give one cookie, but they may choose which one to give.) *Note: Have a classroom leader drop off the cookies as soon as they are collected.*
5. Encourage those children who gave a cookie joyfully, and reward those who gave their big cookie with another small cookie, so they have two small cookies! Don't announce in advance that you are going to give out extra cookies to those who shared their big cookie.
6. Allow all children to eat their cookies.
7. Talk about how Abel joyfully gave to God. Also talk about how it felt to give. Did anyone feel selfish and not want to share? Selfishness is a sin, and God doesn't like it at all!

## Classroom Review Time

**Lead Teachers ~ Connecting the DT to the Lesson:** I loved watching many of you give your best to your friends. God loves a cheerful giver. Some of you had a hard time sharing. You even got a little jealous when other children received nice things. This is something we should work on this week at home. We want to obey God and do what is right.

### Reviewing the Know Right:

#### Supplies:

- Wordless Book-colored paper (one of each color should be hung on different sides of the room)

#### Instructions:

1. Have children stand in the middle of the room.
2. As you talk through the Wordless Book statements (*listed below*), have children walk, hop, jump, etc. to the correct color. Children who have previously been a part of this program have been taught the Wordless Book since age two!

From the Bible, we learn that we have all sinned (*dark page*). Cain sinned by not obeying God. If we know we have sinned (*dark page*) and ask Jesus (*red page*) to forgive us, He will clean us (*clean page*) from our sin. Once He takes away your sin (*dark page*), you are part of God's family and you can know that someday you will go to heaven (*gold page*). But until we go to heaven (*gold page*), we need to keep growing closer to Jesus (*green page*) by reading our Bible, going to church, and praying. God loves us very much, and He wants us to do what is right. This means we should walk away from sin (*dark page*) and live like children of God who are forgiven and clean (*clean page*).

3. Repeat as time permits.

### Think Right Activity while waiting for parents:

#### Supplies:

- Painter's tape (create a zig zag around the room with tape for kids to walk on)
- Music

#### Instructions:

1. Have children walk on lines as the music plays.
2. When the music stops, have the children recite Romans 3:23 as a group.
3. Repeat many times.

**Optional:** Add a tunnel for children to crawl through or a table to crawl under.



# Lesson 5

## Genesis 6:5-22

<b>Know Right:</b>	Noah builds the ark.
<b>Think Right:</b>	“For all have sinned and fall short of the glory of God.” Roman 3:23 (Top 12)
<b>Do Right:</b>	I will obey God.
<b>Feel Right:</b>	I can feel happy when I obey God.

## GET READY!

**“Saved” is a frequently used word in the church setting, but let’s take a moment to reflect on what we are saved from: eternal punishment. When we take time to realize how much God has saved us from, our worship will intensify, our actions will reflect Jesus at any cost, and the hope we have in Him will shine. Let’s spend time reflecting on this as we prepare to serve, giving our best to Him out of gratitude for all He’s done for us.**

**Pray:** Praise God for uniquely creating each child in your classroom. Pray specifically that unsaved children will crave a personal relationship with Jesus Christ, and that saved children will fully understand what they are saved from.

**Read:** Genesis 6:5-22

### **Know Right: Noah builds the ark**

Adam and Eve’s family continued to grow and eventually they had a descendant named Noah. By Noah’s time, God looked at the world and was grieved because of the magnitude of evil He saw. Fortunately, He also saw that Noah had faith in Him, so He revealed His plan to Noah—a plan to destroy the world with a flood. God told Noah to build an ark that would save his family and two of every living creature. Noah obeyed and built the ark—the only way he and his family would be saved. This teaches us that we should obey God.

## GET SET!

### **Lead Teacher’s Notes:**

- Please refer to the Children’s Ministry Resource Bible: page 1118 (History of the Early World Before the Flood).
- How did OT people become saved? God did not change how He saved people in the New Testament. It has always been by faith. The OT people looked ahead in time and had faith in the coming Messiah. We look back and have faith in what Jesus did on the cross.
- This should be an exciting lesson for you and your children. Be well prepared to teach the truth of Noah and the ark.



- Please do not use story books to teach this lesson. Remember, this is a historical event, not a fairy tale. Teach the lesson from God's Word and use props to bring it to life.

### Creative Ideas for the Bible Lesson:

1. Go small! Create the scene. Use a small box covered in brown paper to make it look like an ark, use small model animals or cut-outs and several clothespin/ clothes peg dolls. Set the scene up in the middle and have your children sit in a U-shape around the scene.
2. Go medium! Design an ark out of a cardboard box or tub, use stuffed animals or bigger models/ cut-outs and people made from 2-liter bottle to tell your Bible lesson.
3. Go big! Use a refrigerator box as an ark, or create an ark big enough for children to sit in using other materials you have on hand. Select a few actors who can role-play the story. Costumes can be very simple. Have children bring in their stuffed animals for the day.



**GO!**

## Pre-Service Review Game

Worship Leaders will lead children in a review game. Game details are in the Resources Booklet.

## Large Group Opening Time

### Talk thru Genesis hand motions:

Before we begin today, let's Talk thru Genesis:

- **Creation:** bring hands up to form a world
- **Adam and Eve:** one forearm up for each name
- **Sin:** take your two forearms and cross them like an "X"
- **Cain and Abel:** two thumbs up and start a thumb war with yourself

**Offering:** God created the whole world. He made Adam and Eve, Cain and Abel, and He made you! Those are some reasons why we love and serve God. We also give Him our money so more people can learn about Jesus. *Or insert a specific way your church will use the offering.*

### Think Right verse: Romans 3:23

We talked about Cain and Abel last week. Did Cain sin or obey? (He sinned) Do we sin? (Yes) How do you know? Let's stand up and say our Bible verse that is found in the book of Romans, chapter 3, verse 23.

**"For all (hands from center going outward) have sinned (two thumbs down and look sad) and fall short (squat) of the glory of God (stand up while pointer fingers twirl pointing up)." Romans 3:23**

Now, let's say our verse with our eyes closed. How about with a quiet voice?

**Transition:** Today we are going to learn about when God told Noah how to build the ark to save them from a giant flood. God loved Noah, and He loves you. This reminds me of a song.

**Song 1:** "When I Look"

### Puppet Skit: Tracker talks about Noah

*Prop: Tracker should be holding a bunch of stuffed animals.*

**T:** *(excited)* Hey, \_\_\_\_\_! I can't wait! I'm soooooooooo excited!

**WL:** Well hello, Tracker! Why are you so excited?

**T:** I heard that today we're gonna be talkin' about animals and a giant boat.

**WL:** You are right, but the boat is called an ark. Do you know who built the ark?

**T:** *(clears his throat loudly)* Noah!!!!

**WL:** Very good, Tracker! Noah built an ark and, yes, we are going to learn more about how he did that today.

**T:** Well, I brought a few of my friends today, Alli the Alligator *(insert a name to match the animal)* and Penny the Pig *(insert a name to match the animal)*. Both of them want to get into the ark.

**WL:** Hold on, Tracker, we are going to learn about the ark, but we are not building an ark.

**T:** Awwwww...Penny the Pig *(insert name)* has been waitin' a long, long, long, long, long, long time for this lesson.

**WL:** I'm sure Penny and Alli *(insert names)* will love this lesson, even though they can't actually get into the ark.

**T:** Ok, I'm still super-de-duper excited about today!

**WL:** We are, too! Let's get ready to sing and praise our God.

**T:** See ya later, everybody!

**Transition:** God created the world and everything in it. He is bigger than big!

**Song 2:** "Bigger than Big"

**Pray**

## **Bible Lesson Introduction**

**Pray:** Encourage one of your children to help lead your class in prayer. Assist them by saying a few words and then have them repeat it. Or, if they are comfortable – they can say a prayer on their own. By doing this it will help them learn to pray in a public setting and develop their spiritual leadership skills.

**Find it:** Announce that our Bible lesson today is from the book of Genesis, the very first book of the Bible.

**Timeline:** Do a pop quiz with children. Announce a name or lesson (God created the world, Adam and Eve, Cain and Abel, and Noah) and have children point to the correct picture on the timeline.

### **Introduction to the Bible Lesson:**

How many of you like to build things out of blocks, LEGO® bricks, or sand? Today we are going to learn about a man who built something a long time ago. Do you remember Adam and Eve? God gave Adam and Eve a grandson named Noah. When Noah was 500 years old—that's really old, people lived a really long time back then—he had three sons. Now there were many people on earth... and there was trouble!

## Scripture Outline: Genesis 6:5-22

### **Man's sin makes God very sad**

#### **Paraphrase of Genesis 6:5-6:**

Remember when Adam and Eve sinned for the very first time? What did they do? *Have children explain.*

Well, the people during Noah's time were doing many, many wrong things that hurt other people. The more people there were, the more sin there was. Everywhere people were selfish and doing things their way instead of God's way! The Bible says that God was sad. God was sad because He had created people to live with Him and to trust Him. Instead, people didn't trust in God, and they were making the world – that He created for them – a huge mess.

### **God plans to destroy everything that lives**

#### **Paraphrase of Genesis 6:7:**

From Genesis chapter 6, verse 7, we learn that God was very sad because the people were sinning so much. So, He decided to destroy everything that lived on the earth. But God had a good plan to save Noah and his family! Listen to the next verse:

### **Noah pleases God**

#### **Read Genesis 6:8**

**Recap and Paraphrase of 6:9-10:** Hmmm...what does that mean? This means that Noah pleased God. From the Bible, we learn that even though everyone else was evil and mean, Noah loved and obeyed God! Does that mean that Noah was perfect and never sinned? (No, we all sin – Roman 3:23) Even though Noah wasn't perfect, he loved God and did his best to obey Him. Because of this, God had a good plan to rescue Noah and his family from the flood. Hey! That's like us! If we believe in Jesus (*red page of the Wordless Book*) and ask Him to take the punishment for our sin (*dark page*), He will save us and rescue us from the punishment of our sin (*clean page*). But let's get back to Noah. Remember that Noah wasn't alone. He had a wife and three sons named Shem, Ham, and Japheth, and they had wives, too. Let's hear what God told Noah – the one person on the earth who had loved and obeyed Him!

### **God tells Noah to build an ark**

#### **Read Genesis 6:14**

**Recap and Paraphrase of Genesis 6:11-16:** God told Noah to build an ark, which is a big, big, giant boat. God even gave him exact instructions on how to build it. It would be a really tough job, and it would take a long, long time. What would you have thought if you were Noah? This was a huge job! I wonder what Noah did next. Do you think Noah obeyed God and built the ark like God asked him to? What would you have done?

### **God tells Noah His plan**

#### **Paraphrase of Genesis 6:17:**

God told Noah that there was going to be a huge flood! What is a flood? (A flood is when water fills the earth, and there is no more dry land) No one would be able to live through it without God's help! But the only people who trusted God were Noah and his family. No one else in the whole world believed in God. They just continued to sin. Because of that, God was going to send a flood that would destroy everything.

### **God tells Noah how to be saved**

#### **Paraphrase of Genesis 6:18-21:**

But God had a plan to save Noah, his family, and at least two of every kind of animal and bird. That is why He asked Noah to build the giant ark!

This means God would bring to the ark:  
two kangaroos (*jump like a kangaroo*),  
two bears (*roar like a bear*),  
two sheep (*baa like a sheep*),  
two dogs (*bark like a dog*),  
and two of every other animal.

Wow, the ark sounds like a big zoo! But what did Noah have to do? He had to trust and obey God. He would have to obey God by building a giant ark and have it all ready before the big flood came. Do you think Noah obeyed? Let's find out.

### **Noah obeys God**

#### **Read Genesis 6:22**

**Recap:** Yay! Noah trusted and obeyed God! *Have children cheer for Noah.*

*Introduce the new Talk thru Genesis hand motion:*

- **Noah obeyed:** take your fist and pound it into your other hand

It took Noah a very long time to build the ark. Let's pretend we are building an ark.

*Have children take their fist and hit the palm of their other hand like a hammer.*

What do you think the rest of the people did while Noah was building the ark?

Maybe they laughed at him. Maybe they were mean to him and called him names. No matter what other people said or did, Noah obeyed God.

## **Conclusion**

Remember how God was sad about all those people who didn't love and obey Him? Noah was probably sad, too! But those people chose not to love God. When we come back next week, we'll find out what happened when Noah finished building the ark.

## **Do Right and Feel Right**

What does every single person need to be saved from? (Their sin) Who is the only One who can save you from being punished for your sin? (Only Jesus) What must you do to be saved? (Pray and trust in Jesus to save you from your sin. Jesus died on the cross for all our sins!) Have you done that? If you have, then you are like Noah. You've trusted in God, and you've obeyed Him. If you have never trusted in Jesus to save you from your sin and you want to do that today, go over by \_\_\_\_\_ (*insert leader's name*) and they will talk to you while I ask a few review questions to the rest of the class.

## **Review Questions: What did we discover today?**

1. Did Noah love God and do his best to obey Him? (Yes)
2. Did the rest of the people on earth obey or disobey God? (They disobeyed God)
3. Does sin make God sad? (Yes)
4. Did God plan to flood the earth because of the people's sin? (Yes)
5. What did God tell Noah to do? (Build an ark)
6. God planned for whom to go on the ark? (Noah and his family)
7. God also planned for at least two of every \_\_\_\_\_ and \_\_\_\_\_ to go on the ark. (Animal and

- bird)
8. Did Noah obey God and build the ark? (Yes)
  9. Do you love God and do your best to obey Him?

## Discover Time

**Transition to Discover Time:** Noah obeyed God. Do you think you can obey? *As you walk to Discover Time, have children pretend they are cows walking to the ark. Have children moo like a cow.*

**Do Right:** I will obey God.

**Goal:** To teach children the importance of obeying.

### **Location A: LEGO® Station**

**Supplies:**

- Small plastic animals or pictures/ drawings/ models of animals
- Option: have groups build their ark on a green LEGO board
- Option: have groups build their ark using blocks of wood or another material on hand.

**Instructions for the DT Leader:**

1. Have children stand in front of a LEGO station without touching the LEGO bricks/ materials.
2. Encourage the children who obey and correct those who do not obey.
3. Say: Did Noah obey or disobey? (Obey) How did he obey? (He built an ark because God told him to) Do you think you can share the LEGO bricks/ materials with each other and build an ark? I want you to only build an ark. Do you think you can obey and do this?
4. Divide children into groups and have a leader assist each group in making their own ark.
5. As groups finish their ark, hand out animals. Allow children to lead the animals to their ark.
6. When time is up, ask children to put their hands in the air and watch to see if they obey.
7. Then have children put away the LEGO bricks/ materials before you line up for class.
8. Encourage children who are obeying.

### **Location B: Play-Doh Station**

**Supplies:**

- Small plastic animals or pictures/ drawings/ models of animals
- Play-Doh, modelling clay, clay, or plasticine

**Instructions for the DT Leader:**

1. Have children sit at the Play-Doh station without touching the Play-Doh.
2. Encourage the children who obey and correct those who do not obey.
3. Say: Did Noah obey or disobey? (Obey) How did he obey? (He built an ark because God told him to) Do you think you can share your Play-Doh with each other and build an ark? I want you to only build an ark. Do you think you can obey and do this?
4. All leaders should assist children as they make their own ark.
5. Hand out animals to children who have completed their ark. Make sure children are obeying.
6. When time is up, ask children to put their hands in the air and watch to see if they obey.
7. Then have children put away the Play-Doh before lining up for class.
8. Encourage children who are obeying.

## Classroom Review Time

**Lead Teachers ~ Connecting the DT to the Lesson:** You did a great job obeying during Discover Time. Do you think you can also obey at home? If your mom asks you to pick up your toys, what should you do? If she asks you to eat everything on your plate, what should you do? If your dad asks you to brush your teeth, what should you do? Obeying isn't always easy, but it is the right thing to do.

### Reviewing the Know Right:

#### Supplies:

- Plastic animals or pictures/ drawings/ models of animals
- Ark (you can use a picture or paper cut-out, a toy, or make one with a small box)

#### Instructions:

1. Ask the lesson review questions.
2. For each correct answer, have a child put an animal in the ark.
3. Make sure you repeat the questions several times so children really know the answers.

### Talk thru Genesis hand motions:

Review the hand motions for each lesson and the new hand motion for this week:

- **Creation:** bring hands up to form a world
- **Adam and Eve:** one forearm up for each name
- **Sin:** take your two forearms and cross them like an "X"
- **Cain and Abel:** two thumbs up and start a thumb war with yourself
- **Noah obeyed:** take your fist and pound it into your hand

### Think Right Activity while waiting for parents:

#### Supplies:

- Animal stickers or pictures (at least two per child; place stickers or pictures on the floor; spread out so they are about one foot apart from each other)
- Optional: Have additional stickers to give to children as they leave class.

#### Instructions:

1. Have children hop to a new sticker every time you say a word of the verse or as you say the Talk thru Genesis key words.
2. After you say the complete verse or the Talk thru Genesis key words, have children make the sound of the animal they are standing on.
3. Repeat many times.

# Lesson 6

## Genesis 7:1 – 8:22, 9:8-16

<b>Know Right:</b>	God floods the world.
<b>Think Right:</b>	“For all have sinned and fall short of the glory of God.” Roman 3:23 (Top 12)
<b>Do Right:</b>	I will believe that God keeps His promises.
<b>Feel Right:</b>	I can feel loved knowing God keeps His promises.

## GET READY!

**As Christians, we know that we are spiritually safe in Christ. God has promised this in His Word, for all who believe! When we trust this promise, we can live like Noah, who obeyed and followed God even when others rejected God.**

**Pray:** Praise God for uniquely creating each child in your classroom. Pray specifically that unsaved children will crave a personal relationship with Jesus Christ, and that our saved children will fully understand what they are saved from.

**Read:** Genesis 7:1 – 8:22, 9:8-16

### **Know Right: God floods the world**

About 100 years after God revealed His plan to Noah, God sent the flood. Pairs of every kind of bird and land animal, as well as Noah and his family, boarded the ark. Then God shut them in, and they were safe and secure from the flood. About one year later, Noah, his family, and the birds and animals that had been on the ark came out onto dry land. God made a promise to Noah: He would never again destroy the earth by a flood. The sign of God’s promise was the rainbow. God was faithful. He saved those who were on the ark from the flood. Like them, we who have believed in Jesus are safe and secure from being destroyed because of our sin. The account of Noah and the flood teaches each of us to believe that God keeps His promises.

## GET SET!

### **Lead Teacher’s Notes:**

- In-depth study – please refer to the Children’s Ministry Resource Bible: page 653 (The Origin of Life on Earth: Two Opposing Views #6); page 1119 (History of the Early World – After the Flood); page 1538 (Hall of Faith – Noah); page 1617 (Catastrophes Help to Explain What We Find on Earth’s Surface and in Buried Rocks).
- To keep the attention of preschoolers, know your lesson well and use visual aids, so you can bring the Bible to life!
- Preschoolers need to know that each week’s lesson comes from the Bible. Use sticky notes or bookmarks in your Bible, so you can quickly find the verse you want to read.



### Creative Ideas for the Bible Lesson:

1. Get the children involved! Use facial expressions, hand motions, and sound effects as you teach this lesson along with pictures of animals and birds. Optional: Use a spray bottle of water to mist the children. *This idea is written into the lesson.*
2. Use a refrigerator box as the ark, with stuffed animals, a fake dove, and a cardboard rainbow.
3. Use a flannelgraph or construction/ manilla paper to create the scene.
4. Use an aquarium or a basin and create a flood scene. At the right time, release the water to flood it.



**GO!**

### Pre-Service Review Game

Worship Leaders will lead children in a review game. Game details are in the Resources Booklet.

### Large Group Opening Time

**Offering:** While we take the offering today, let's shout out things we are thankful to God for. I'll start. Thank You, God, for \_\_\_\_\_. Who has something to thank God for? *Let 4-5 children answer, more if the offering is taking longer. If no children answer, encourage leaders to answer.*

### Think Right verse: Romans 3:23

Let's review our verse, Romans 3:23. Can someone come up and show us the actions for Romans 3:23? *Have everyone stand up and say the verse with actions.*

**"For all (hands from center going outward) have sinned (two thumbs down and look sad) and fall short (squat) of the glory of God (stand up while pointer fingers twirl pointing up)." Romans 3:23**

We all have sinned. Let's say Romans 3:23 one more time with actions.

**Transition:** Even though we sin, our big God promises He will always love us!

**Song 1:** "When I Look"



### Puppet Skit: Cami talks about promises

*Today, Cami, Tracker's little sister, will visit instead of Tracker.*

C: Hi ya, \_\_\_\_\_!

WL: Hi, Cami! How are you today, Cami?

C: I'm great, cuz' my mom said she promises that we can go to the park today. Do you know what a promise is, \_\_\_\_\_?

WL: I sure do. If your mom promised to take you to the park, it means she will do it. She will do whatever it takes to get you to the park today.

C: That's right! Yay, I love the park! There are swings, slides, and things that spin, and a sandbox.

WL: Cami, do you know who else keeps His promises?

C: Who? Tracker? I don't think that's true...he is always breakin' promises. He is a promise breaker! One time he promised to quit singin' silly songs...and like two minutes later I heard him singin' a silly song! It was drivin' me crazy!!

WL: No, Cami, it's not Tracker...it's God who always keeps His promises!

C: Now *that* I can believe. Jesus promises that if I believe in Him, He'll rescue me from my sin. That's God – my Promise Keeper.

WL: Cami, you are a very smart little girl. Do you realize God put something in the sky to remind us that He keeps His promises? Do you know what it is?

C: Birds?

WL: No, but today in our lesson you will find out!

C: I can't wait...I'm gonna go and run to my class...see ya!

WL: Bye, Cami!

**Transition:** Our God will always keep His promises. Let's praise Him for that!

**Song 2:** "Praise the Lord"

### **Talk thru Genesis hand motions:**

Have children stand up and review the hand motions for each lesson and introduce the new one:

- **Creation:** bring hands up to form a world
- **Adam and Eve:** one forearm up for each name
- **Sin:** take your two forearms and cross them like an "X"
- **Cain and Abel:** two thumbs up and start a thumb war with yourself
- **Noah obeyed:** take your fist and pound it into your hand
- **A flood with a promise:** bring arms up like a flood and go up until you form a rainbow with your hands

**Pray**

## Bible Lesson Introduction

**Pray:** *Have children bow their heads, close their eyes, and fold their hands so that minds can really think about what is being said. Remember, as you are praying you are modeling for your children “how” to pray. Start your prayers with, “Dear Heavenly Father” and end by saying, “In Jesus’ name, Amen.”*

**Find It:** *Inform children that our Bible lesson comes from the book of Genesis. Genesis is in the OT.*

**Timeline:** *Point to the first four pictures on the timeline. Review previous lessons and highlight that these lessons took place in the Old Testament in the book of Genesis.*

### Introduction to the Bible Lesson:

Last week, we talked about Noah and how he trusted and obeyed God. That made God happy! *Have children smile.* But no one else in the entire world at that time trusted and obeyed God! That made God sad. *Have children frown.* God wanted them all to trust Him. But they wouldn't, so God decided to flood the whole earth. Before He did, He had Noah build a huge ark, so Noah and his family and every kind of bird and animal could be saved. Whew! *Wipe your hand across your forehead.* Let's find out more about Noah from the Bible.

## Scripture Outline: Genesis 7:1 – 8:22, 9:8-16

### God declares Noah as righteous

#### **Read Genesis 7:1**

**Recap:** Noah did what was right. God told Noah to take his family into the ark with him—his wife, his three sons: Shem, Ham, and Japheth, and their wives.

### Noah obeys

#### **Paraphrase of Genesis 7:2-4:**

God gave Noah specific instructions on what animals to bring into the ark and then told him that in seven days it was going to start raining. Let's read what Noah did:

#### **Read Genesis 7:5**

### Animals and birds go into the ark

#### **Paraphrase of Genesis 7:6-16:**

God wanted to save every kind of animal and bird. The ark was built to hold at least two of every kind of animal, and God wanted Noah to take them on the ark with him and his family. Do you think Noah and his sons had to find all those animals? (No!) Listen to what happened:

#### **Read Genesis 7:15**

**Recap:** Wow, the animals and birds came to Noah and entered the ark. Isn't God amazing? What kinds of animals and birds can we think of? *Show pictures of animals and birds; make sounds for each animal and bird; make sure to mention that at least two of each animal entered the ark.* The flood began and Noah, his family, and the animals and birds went into the ark. And guess what!

#### **Read Genesis 7:16b**

**Recap:** God Himself shut the door of the ark! *Make a door shutting noise.* Do you think everything on the ark was safe now? (Of course it was!)

### **The earth is flooded**

#### ***Paraphrase of Genesis 7:17-24:***

Then it rained and rained! *Drum your fingers on the ground to mimic rain.*

*Optional: mist the children with water.* And the water got higher and higher! And the ark got higher and higher! There was so much water that it even covered the mountains, and everything that lived and breathed on the earth died. *Make a sad face.* Every animal, bird, and person died, except Noah, his family, and the animals and birds that were safe and secure on the ark. Whew! *Wipe hand across your forehead.* It rained and rained (*drum your fingers on the ground to mimic rain*), but then...it stopped.

### **God remembers all who are on the ark**

#### **Read Genesis 8:1a**

**Recap:** Do you think that God forgot Noah and everyone else on the ark? (No!)

God always keeps His promises. God never forgets the people who love Him. “Remembered” means that God did something to take care of Noah, his family, and the creatures on the ark.

#### **Read Genesis 8:1b-2**

**Recap:** God sent a wind. *Make a wind noise.* And the water went down, down, down. *Make downward motions with your hands.*

### **God stops the flood**

#### ***Paraphrase of Genesis 8:3-5:***

The ark ended up on top of a mountain! Noah, his family, and all the animals waited and waited. *Fold your arms and look one way and then the other way – like you are waiting for something.* They waited over four months in that ark after it stopped raining! I bet it got stinky in that ark with all those animals! *Plug your nose.*

### **Everything on the ark is safe**

#### ***Paraphrase of Genesis 8:6-14:***

Noah opened a window and sent out a dove to see if the water was gone. *Flap your arms.* The dove flew off but came back because there was nowhere for it to land. Noah waited seven days and then sent the dove out again. *Flap your arms.* The dove came back that evening and this time it had a leaf in its mouth! Noah knew the water had gone from the land! He sent it out again seven days later. *Flap your arms.* This time the dove didn’t return, so Noah knew that the flood had gone down. *Cheer. Yay!*

### **God tells Noah to leave the ark**

#### **Read Genesis 8:15-17**

**Recap:** Finally, Noah, his family, and all the animals and birds were able to leave the ark!

#### ***Paraphrase of Genesis 8:18-22:***

Imagine how thankful Noah must have been! God kept His promise to Noah and his family. Noah was so thankful that he made an offering to God. This pleased God, and He made a special promise to never destroy all living creatures (people, birds and animals) again.

### **God gives the rainbow in the clouds as a sign of His promise**

#### ***Paraphrase of Genesis 9:8-16:***

God gave Noah a promise that day!

#### **Read Genesis 9:11**

**Recap:** He promised that never again would He flood the earth like that. Then He told Noah that He would

give him (and us) a sign of that promise! He said that when it rained on the earth, He would send a rainbow to remind us of His promise! Have you ever seen a rainbow? Whenever you see one, you can remember that God keeps His promises! God sent a flood with a promise!

*Do Talk thru Genesis hand motion:*

- **A flood with a promise:** bring arms up like a flood and go up until you form a rainbow with your hands

## Conclusion

Another one of the promises that God kept was that He would send someone to save us from our sin. Jesus came to earth as a tiny baby, lived a perfect life, and then died on a cross so our sins could be forgiven. When we believe in Jesus, God promises us that we can live forever with Him in heaven, and God always keeps His promises!



## Do Right and Feel Right

God still keeps His promises! Every time you see a rainbow you can remember that God will always keep His promises. This should make you feel so loved by God!

## Review Questions: What did we discover today?

1. Who built the ark? (Noah)
2. What else came on the ark with Noah and his family? (Animals and birds)
3. Who shut the door after everyone was in the ark? (God)
4. Did it rain for a long time or a short time? (A long time)
5. Did the ark keep Noah, his family, and the animals safe from the flood? (Yes)
6. When the rain stopped, did a dove fly out of the ark? (Yes)
7. What sign did God give to show He would never destroy the earth by flood again? (The rainbow)
8. The rainbow reminds us that God will always keep His \_\_\_\_\_. (Promises)

## Discover Time

**Transition to Discover Time:** *As children walk to Discover Time, have them walk in pairs, just like the animals.*

**Do Right:** I will believe that God keeps His promises.

**Goal:** To remind children that God keeps His promises.

### Location A: Sand Station

#### **Supplies:**

- Streamers or paper strips in rainbow colors
- Cardboard ark or plastic, toy ark

- Water (sand should be damp)
- Shovels (one per child)
- Buckets, containers, and/or plastic cups of different sizes (one per child)

**Setup instructions:** Create a rainbow above the Sand Station with streamers. Make a large mountain with sand in the middle of the Sand Station. Place the cardboard ark on top of the mountain.

**Instructions for the DT Leader:**

1. With excitement, point out the beautiful rainbow as children enter the Sand Station.
2. Say: What colors do you see in the rainbow? What does the rainbow remind us of? (That God will keep His promises)
3. Point to the ark on the mountain in the middle of the sandpit.
4. Say: Look, the ark has landed. Let's build homes for the people and caves for the animals to live in. I'm sure all of Noah's family are so thankful to be saved from the flood!
5. Allow children to build houses for the people.
6. Constantly remind children, as they build, that God will always keep His promises.

**Location B: Mission Station** – *The Mission Lesson can be downloaded from the DLG website.*

## Classroom Review Time

**Lead Teachers ~ Connecting the DT to the Lesson:** What did you see in the sky during your Discover Time? What does the rainbow remind you of? (That God will keep His promises) What does God promise you? He promises that He will always be with you, that you can go to heaven if you believe in Jesus, and that He loves you very much)

*Note: If your DT was in the Mission Station, please develop a connection to the Bible lesson.*

### Reviewing the Know Right:

**Supplies:**

- Two stuffed animals or pictures of animals
- Song "King of the Jungle"
- Optional: Place an ark in the center of the circle as a reminder of the lesson.

**Instructions:**

1. Have children sit in a circle and pass the animals while listening to music.
2. When the music stops, whoever has an animal will answer a review question.
3. Repeat many times.

### Talk thru Genesis hand motions:

Review the hand motions for each lesson including the new hand motion for this week:

- **Creation:** bring hands up to form a world
- **Adam and Eve:** one forearm up for each name
- **Sin:** take your two forearms and cross them like an "X"
- **Cain and Abel:** two thumbs up and start a thumb war with yourself

- **Noah obeyed:** take your fist and pound it into your hand
- **A flood with a promise:** bring arms up like a flood and go up until you form a rainbow with your hands

### **Think Right Activity while waiting for parents:**

#### **Supplies:**

- Activity sheet with a rainbow, clouds, and the words “God keeps His promises!” (see Resources Booklet)
- Crayons (sorted by colors of the rainbow: red, orange, yellow, green, blue, indigo, violet)
- Sample completed activity sheet
- Bell

#### **Instructions:**

1. Have children sit at tables.
2. Say: God gave us the rainbow as a reminder of His promise. Today, we are going to color a rainbow to take home as a reminder of God’s promise. We will hand out one color at a time, so our rainbows look like the real rainbow God puts in the sky after it rains.
3. Pass out the red crayons and have children begin to color the top ring of the rainbow.
4. All leaders need to assist with passing out and collecting crayons and guiding children as they color.
5. Every 30 seconds or so ring the bell and have children recite Romans 3:23 or do the Talk thru Genesis hand motions. While reciting the verse or hand motions, collect red crayons and pass out the next color, orange.
6. Continue with each color until the rainbow is complete.
7. Then, as time permits, allow children to color the words and clouds with colors of their choice.

# Lesson 7

## Genesis 11:1-9

<b>Know Right:</b>	The Tower of Babel is built.
<b>Think Right:</b>	"For all have sinned and fall short of the glory of God." Roman 3:23 (Top 12)
<b>Do Right:</b>	I will do things God's way, not my way.
<b>Feel Right:</b>	I can feel happy when I do things God's way, not my way.

## GET READY!

Have you ever wondered why we have so many different languages in this world? Think of all the communication issues that could be solved if the whole world spoke the same language! As you read the Scripture passage and the lesson below, discover (or rediscover) the source of language barriers, the importance of doing things God's way, and the unimaginable consequences that can result when we don't.

**Pray:** Pray for your entire team of leaders. Ask God to increase the passion and excitement to teach children the Word of God.

**Read:** Genesis 11:1-9

### **Know Right: The Tower of Babel is built**

Noah and his family obeyed God by having children to fill the earth. However, many years later, their descendants decided to live life their own way instead of God's way. They built a city because they wanted to make a name for themselves, and they did not want to be scattered around the earth. And they built a tall tower in the city because they wanted it to reach the heavens. God's solution for this disobedience was to confuse their language and scatter them all over the earth. From the account of the Tower of Babel, we learn that we should always do things God's way, not our way.

## GET SET!

### **Lead Teacher's Notes:**

- Please refer to the Children's Ministry Resource Bible: page 1452 (Think as Children Think [not directly related to this lesson, but good info]); page 1560 (Helping Children to Grow).
- Good eye contact is key to keeping your children engaged in the lesson. Leave your lesson text at home and teach from short bullet point notes.



### Creative Ideas for the Bible Lesson:

1. Use big boxes, and have the class participate by acting out the lesson. *This idea is written into the lesson.*
2. Use wooden blocks and small figurines to create the scene for the lesson.
3. Create a tower using LEGO, plastic cups, wooden blocks, or toilet paper rolls. Cover the tower with people who are “working on it.” You can use LEGO people, clothespin/ clothes peg people, stick puppets etc.



GO!

### Pre-Service Review Game

Worship Leaders will lead children in a review game. Game details are in the Resources Booklet.

### Large Group Opening Time

**Offering:** What happens to our money when we give it to God? This money will pay for lights in our building, the music we listen to, and the heat to keep us warm so we can come to church and learn about Jesus. *Or insert a specific way your church will use the offering.*

### Think Right verse: Romans 3:23

Today in our Bible lesson, we are going to learn about some people that sinned against God. What is sin? (Sin is anything we think, say, or do that is against God) Where can we find a verse about sin? (Romans 3:23) *Have children recite the verse several times with actions.*

**“For all (hands from center going outward) have sinned (two thumbs down and look sad) and fall short (squat) of the glory of God (stand up while pointer fingers twirl pointing up).” Romans 3:23**

**Transition:** The people in our Bible lesson today built something really big! It was called the Tower of Babel.

### Talk thru Genesis hand motions:

*Introduce the new Talk thru Genesis hand motion for this week:*

- **The Tower of Babel, Babel, Babel:** create a pointed tower over your head

Even though their tower was big, God is even bigger. How big is our God? Our God is so BIG!

**Song 1:** “My God is so Big”



### Puppet Skit: Tracker disobeys...

*Prop: worms or gummy worms*

*Note: If many of your children speak **Spanish**, choose a different language that will be new to most children.*

T: ¡Hola, \_\_\_\_\_! ¿Como está?

WL: Tracker, I didn't know you knew **Spanish**. Wow, I'm so impressed. For those of you who don't speak **Spanish**, I'll tell you what he said. Tracker greeted us by saying, "Hi, how are you doing?" in **Spanish**. Can you say it again for us, Tracker?

T: ¡Hola, \_\_\_\_\_! ¿Como está?

WL: I'm good. How are you?

T: I'm super-de-duper great!

WL: Wow, Tracker, I'm glad to hear that!

T: Do you want to know why I'm super-de-duper great?

WL: Sure! Why are you super-de-duper great?

T: Cuz I found ten big worms in my mom's garden.

WL: Um, Tracker, should you be digging in your mom's garden?

T: *(looks panicked)* What? Did you talk to my mom?!?!

WL: No, I just know your mom said you shouldn't be digging in the garden because it is full of beans, tomatoes, and peppers.

T: Well.... I really wanted to get worms. *(holds up a few worms)* They are so fun and stretchy.

WL: Tracker, God wants you to obey your mom. I think you did things your own way, not God's way.

T: But...but...I love worms...

WL: Yes, but you should do things God's way, not your way.

T: Ok, *(hangs head)* I will return the worms and go tell my mom what I did.

WL: That is a very good decision. It will make things right with your mom.

T: **Adiós** *(waves goodbye)* ...that means 'goodbye' in **Spanish**.

WL: ¡Adiós, Tracker!

**Transition:** Today we are going to learn about some people who didn't do things God's way. Yikes! Let's quickly review all the Bible lessons we have learned so far, plus our new one!

- **Creation:** bring hands up to form a world
- **Adam and Eve:** one forearm up for each name
- **Sin:** take your two forearms and cross them like an "X"
- **Cain and Abel:** two thumbs up and start a thumb war with yourself
- **Noah obeyed:** take your fist and pound it into your hand
- **A flood with a promise:** bring arms up like a flood and go up until you form a rainbow with your hands

- **The Tower of Babel, Babel, Babel:** create a pointed tower over your head  
Where do we find all these great Bible lessons? (In the Bible!)

**Song 2:** “B-I-B-L-E Bible”

**Pray**

## Bible Lesson Introduction

**Pray:** *Encourage one of your children to help you lead your class in prayer. You say something and have them repeat it. Or, if they are comfortable – allow them to say a prayer on their own.*

**Find It:** We have been studying the book of Genesis. Is Genesis in the OT or the NT? (OT)

**Timeline:** *Review the previous Bible lessons from this quarter while pointing to the timeline.*

### Introduction to the Bible Lesson:

Last week, we learned about Noah and how God kept him and his family and all the animals on the ark safe. God gave Noah a promise that He would never flood the earth again. Do you remember what God put in the sky, so we would never forget that God keeps His promises? (A rainbow)

Well, Noah’s three sons had families, and their children had families, and so on, until there were many people again on the earth. Their families got very big and lived in many different places.

## Scripture Outline: Genesis 11:1-9

### At first, there is only one language

#### **Read Genesis 11:1**

**Recap:** Did you know that from the time God created the world until after the flood, everyone spoke one language? There wasn’t Spanish or French or English, just one language that everyone could understand. Just think how different that is from today. There are lots of different languages around the world today! How did we get all these different languages? Well, the Bible tells us how.

### The people want to build a city with a tower

#### **Read Genesis 11:2-4**

**Recap:** Does that sound like a good plan? (No!) Hey, I’ve got an idea! Let’s pretend we are like the people in our Bible lesson.

*Lead Teacher’s note: Change your tone of voice so it’s clear that you’re imitating someone from the lesson. “Let’s try to build a city with a huge tower right in the middle. We can build it right up to heaven! That way we can be famous so everyone will know how great we are! And we won’t need God to take care of us – we’ll be able to take care of ourselves.”*

*The DT Leader and Shepherd should start building a tower with boxes and have the children help, all working together. After about 30 seconds, say “Stop!” and have everyone look at you.*

Let's think about why the people wanted to build this big tower. They wanted everyone to know how great they were. This is called pride, and it's a sin. The people wanted to be famous so everyone would know how great they are. But should people want to be great and famous, or should they want everyone to know how great God is? (How great God is) Now let's talk about the tower. The people wanted to build a tower that reached all the way up to heaven! Boys and girls, is it possible to build a tower or use a ladder or a spaceship to get us to heaven? (No!)

*The DT Leader and Shepherd should have everyone start building again.*

### **God stops them and confuses their language**

*Say "Stop!" and have everyone look at you.*

#### ***Paraphrase of Genesis 11:5-7:***

God knew they were doing things their way and not His way as they built the tower, so He made a decision to stop what they were doing. He made the people speak different languages. Now they spoke all different languages, just like people around the world today speak many different languages like Spanish, Chinese, English, French, Arabic, and many more. The people couldn't understand each other, and they were all confused.

*DT Leader and Shepherd should direct the children to start building again, but with a twist: give instructions in a different language (if you speak one fluently), in "Pig Latin", or by using only hand motions.*

*After a few minutes, say "Stop!" and have everyone look at you. Have children sit down, away from the boxes.*

Could you understand what your leaders were telling you? (No) Well, neither could those people! They couldn't finish the tower because they couldn't talk to each other! God confused their language – they no longer spoke one language – and now they couldn't understand each other! This is why we have all the different languages we have today.

### **God scatters the people**

#### **Read Genesis 11:8-9**

**Recap:** When the people discovered they couldn't understand each other anymore, they stopped building the tower. They began to move away from one another with others that could understand their language.

## **Conclusion**

When the people were building the tower, they were trying to make their own way to heaven. Do you know that people still do that today? Many people think they can get to heaven their own way by doing good things – like going to church or giving money to the church. Those things are good, but they don't get us to heaven. We can only get to heaven through Jesus. God tells us that believing in Jesus to save us from our sin is the only way to heaven.

## Do Right and Feel Right

When we do things God's way, we can feel happy. How can you do things God's way? If you have made a choice to believe in Jesus, you should do what the Bible tells us to do, such as obey our parents, love each other, and show kindness to others. That is doing things God's way, not our way.

### Review Questions: What did we discover today?

1. What did the people build after the flood? (A tall tower)
2. Did they think it would reach heaven? (Yes)
3. Can you build a tower to reach heaven? (No)
4. Was building the tower doing things God's way or their way? (Their way)
5. How did God stop the people from building the city with the tall tower? (He made them speak different languages)
6. After they spoke many languages, did they stay in one place or did they move all over? (They moved all over to different places)
7. Will you do things your way or God's way?

## Discover Time

**Transition to Discover Time:** Do "Simon Says" type activities as you walk to Discover Time. Children should be doing it "your way!"

**Do Right:** I will do things God's way, not my way.

**Goal:** To reinforce that children should do things God's way, not their own way.

### Location A: Art Station

#### Supplies:

- Large roll paper with the words "I will do things God's way!" written in large bubble letters
- Paint
- Paint brushes
- Cups of water
- Hand washing supplies
- Optional: use dot stampers or marker pens instead of paint or use glue sticks with paper squares
- Alternate idea: Have children paint or color individual activity sheets with "I will do things God's way!" Have children use the colors you assign so they are doing it your way – not their way – just like we should do things God's way and not our way. (see Resources Booklet)

#### Instructions for the DT Leader:

1. Have children sit along the edges of the large banner.
2. Before they start, assign them colors, and a letter to decorate. More than one child can work on each letter, you just need to make sure the letters are big!
3. Remind them that they need to do it your way – not their way – just like we should do things God's way and not our way!
4. As children work, continue to remind them what the words say.
5. Direct them as they work and make sure they stay with their color on their letter.

6. Continue to play “Simon Says” as you walk back to class.
7. After it has dried, hang the banner near the preschool classroom(s).

### **Location B: Water Station**

#### **Supplies:**

- Water toys (at least one toy per child; toys should be floating in the water)

#### **Instructions for the DT Leader:**

1. When you arrive at the Water Station, tell children you are going to play a game, but they must follow your instructions completely.
2. Begin to play “Simon Says” near the water. This may be difficult because of the high temptation to do things their way.

#### **Sample “Simon Says” statements:**

“Simon Says” pick out one toy from the water.

“Simon Says” play with the toy in the water. *Allow children to play for a few minutes.*

“Simon Says” stop and drop your toy in the water.

“Simon Says” line up behind me.

“Simon Says” go back and pick up a different toy.

“Simon Says” play with your new toy in the water. *Allow children to play for a few minutes.*

“Simon Says” leave your toy in the water.

“Simon Says” line up behind me.

“Simon Says” let’s go back to class.

Note: Shepherds and Teachers should help the children to do things the DT Leader’s way and not their own way. It is a teaching activity rather than playtime.

## **Classroom Review Time**

**Lead Teachers ~ Connecting the DT to the Lesson:** When I watched you during Discover Time, I saw many of you obeying. When you obey, you are doing things God’s way. Did the people in our Bible lesson do things their way or God’s way?

### **Reviewing the Know Right:**

#### **Supplies:**

- Wordless Book-colored paper (tape on different walls)

#### **Instructions:**

1. Say: The people in Babel wanted to do things their own way. We need to trust God and do things His way because God loves us and knows what is best for us. God’s way to be saved is through Jesus! Let’s think about the Wordless Book. When I talk about a Wordless Book color, run to that color.
2. Read the following Wordless Book statements:
  - The people at the tower of Babel sinned. What color reminds us of sin? (Dark) *Have children run to the dark color.* When we sin, we usually want to run and hide because we feel ashamed, and we know there will be a punishment.
  - Who is the only person that can take away our shame and forgive all of our sin? (Jesus) What

- color reminds us of when Jesus died for our sin? (Red) *Have children run to the red color.*
  - When Jesus shed His blood, He took the punishment for our sin, so we can be clean. What color reminds us that we can be clean and free from our sin? (Clean) *Have children run to the clean color.*
  - The Bible tells us if we believe in Jesus, we are part of God's family and will someday go to heaven. What color reminds us of heaven? (Gold) *Have children run to the gold color.*
  - Once Jesus is our leader, we will want to grow closer to Him. What color reminds us of growing, like grass? (Green) *Have children run to the green color.*
3. Repeat several times.

### Talk thru Genesis hand motions:

Now let's review our lessons:

- **Creation:** bring hands up to form a world
- **Adam and Eve:** one forearm up for each name
- **Sin:** take your two forearms and cross them like an "X"
- **Cain and Abel:** two thumbs up and start a thumb war with yourself
- **Noah obeyed:** take your fist and pound it into your hand
- **A flood with a promise:** bring arms up like a flood and go up until you form a rainbow with your hands
- **The Tower of Babel, Babel, Babel:** create a pointed tower over your head

### Think Right Activity while waiting for parents:

#### Supplies:

- Wordless Book Memory Game (see Resources Booklet)

#### Instructions:

1. Play the Wordless Book memory game as parents pick up children.
2. When children match the cards, quickly ask them what the color reminds them of.
3. If a child matches the dark color, have all the children recite Romans 3:23.

# Lesson 8

## Genesis 12:1-10, 13:1-18

<b>Know Right:</b>	Abram and Lot divide the land.
<b>Think Right:</b>	"For all have sinned and fall short of the glory of God." Roman 3:23 (Top 12)
<b>Do Right:</b>	I will love God and others.
<b>Feel Right:</b>	I can feel loved when I love God and others.

### GET READY!

**In a world obsessed with feelings, it's important for us to remember that "love" isn't just a feeling; it's also a verb – a "doing" word. When we choose to love God and others, we can feel loved. As we read this week's Scripture passage and lesson plan, let's pray that we will find ways to intentionally and genuinely love God and others.**

**Pray:** Pray that parents will understand the value of their children knowing God's Word. Also pray that our children will have a deeper understanding of God's love through this lesson.

**Read:** Genesis 12:1-10, 13:1-18

#### **Know Right: Abram and Lot divide the land**

God's plan continued with a man named Abram. God told Abram to leave his country, his people, and his father's home and go to a land He would show him. God also promised Abram that he would be a blessing and he would receive blessings. Because Abram had faith in God, he obeyed and went. He took his wife Sarai and his nephew Lot. When they arrived in this new land called Canaan, there was trouble. Both Abram and Lot had huge herds and flocks, which caused conflict between their herdsman. The land would not support them both if they lived together, so Abram gave Lot the choice of which land to take. Lot selfishly chose what looked like the better land, and Abram unselfishly took what was left. Abram's unselfishness demonstrated his love for God and for Lot. God blessed Abram by giving all of the land to him and his family forever. This land would one day be called Israel. Abram's example and God's faithfulness encourage us to love God and others.

### GET SET!

#### **Lead Teacher's Notes:**

- God's covenant with Abram in Genesis 15 is the focus of next week's lesson. This week, you should emphasize God's general promise to Abram in Genesis 12:2-3 (below) to set up for next week's lesson. Because of this, we suggest that you read over next week's lesson to help guide this week's teaching.



### Creative Ideas for the Bible Lesson:

1. Lay a brown and green tablecloth on your floor, add in pillows underneath to create mountains, cotton balls for sheep, gold or silver glitter, and clothespin people with clay-based bottoms to help them stand. As you teach, invite students who are paying attention to add in props.
2. No tablecloth? Use poster boards to do the above.



GO!

### Pre-Service Review Game

Worship Leaders will lead children in a review game. Game details are found in the Resources Booklet.

### Large Group Opening Time

**Offering:** God loves us very much! How much do you think God loves us? *Have children spread their arms super wide.* He loves us so much. And I love Him! That is why I joyfully give my money to God. *Drop some of your own money into the offering basket.*

### Think Right verse: Romans 3:23

Last week, we learned about some people who did things their way and not God's way. How about you? Did you do things your way or God's way this week? Did you obey your mom and dad? Did you spend time praying and thanking God before you ate, or did you just quickly eat and only think of yourself? When we do things our way, it's a sin. What verse teaches us about sin? (Romans 3:23) Let's stand up and say Romans 3:23.

**"For all (hands from center going outward) have sinned (two thumbs down and look sad) and fall short (squat) of the glory of God (stand up while pointer fingers twirl pointing up)." Romans 3:23**

**Transition:** It's amazing to know that even though we sin, God still loves us! Let's thank Him! *Have children clap.*

**Song 1:** "Jesus Loves Me"



There is no god like our God! God loves us more than anyone will ever love us. He knows everything about us and has the power to help us. I hope Tracker knows all about God. Let's see how he's doing!

### Puppet Skit: Tracker is selfish

*Prop: Worship Leader will need a Bible (Tip: mark the three verses listed in the skit with bookmarks or sticky notes)*

**T: (pops up singing)** I gets to go first, I gets to go first, oh yeah, I gets to go first!

**WL:** Well, Tracker, what's that all about?

**T:** Well, ya see, my dad said that each of us kids get to go on a special overnight trip with him, just me an' him, and just Cami and him. And he said cuz I was da oldest I gets to go first! *(sings it again)* I gets to go first, I gets to go first, oh yeah, I gets to go first!

**WL:** I see...

**T:** Yeah, an' guess what?

**WL:** What?

**T:** Cami is so jealous! She even cried – the big baby!

**WL:** Tracker! That's not very nice!

**T:** Yeah, well, maybe, but she gots to learn that since I'm the oldest I'm just gonna get to do stuff first.

**WL:** What do you mean, Tracker?

**T:** Well, I'm gonna get to drive first, an' stay out later first. Aaaaaaand... I gets to go with my dad first, too!

**WL:** Hmmm, I wonder what God says about that?

**T:** What do ya mean, \_\_\_\_\_?

**WL:** Why don't we look in the Bible?

**T:** Oh, alrighty...

**WL:** *(look up Luke 6:31)* Luke 6:31 says, "Do to others as you would have them do to you."

**T:** Well, um...

**WL:** Let's find another one. *(look up Philippians 2:3)* Philippians 2:3 says, "...consider others better than yourselves." Or, how about this?

**T:** There's another one?

**WL:** Yes, Tracker. *(look up Matthew 22:39)* Matthew 22:39 says, "Love your neighbor as yourself." So, Tracker, now what do you think?

**T:** Wait a minute, \_\_\_\_\_! Are ya tryin' to tell me that I should let my little sister Cami go first?

**WL:** I'm not telling you anything, Tracker. God wrote these things. God wants us to love others and put others ahead of ourselves.

**T:** But that wouldn't be fair! I'm da oldest!

**WL:** We're going to learn about someone from our Bible who was older, but he didn't worry about

what was fair. He just did what he knew God wanted him to do – put the other person first and really show true love. And guess what.

**T:** *(kind of pouty)* What, \_\_\_\_\_?

**WL:** God blessed that man! God will bless you too, Tracker, if you love others and put others ahead of yourself.

**T:** I guess I could let Cami go first. It sure would make her really, really happy. Hey, you know what?

**WL:** What, Tracker?

**T:** I feel good! Even better than when I was gonna go first. I'm gonna run home and tell Cami right now! Thanks, \_\_\_\_\_.

**WL:** You're welcome, Tracker. Let us know how it goes next week.

**T:** Ok. Bye, everybody!

**WL:** *(to the children)* Sometimes it might be hard to put others first, like it was for Tracker. But when we trust God, we can love others and know that God will take care of all our needs! So, the next time you have a chance to show love to others, you should do it!

**Transition:** We can love others and put them first because God has saved us through Jesus!

## Song 2: "The Wages and the Gift"

### Talk thru Genesis hand motions:

Before we go back to our classroom, let's review all of the Bible lessons that we've learned so far, plus two new ones for this week:

- **Creation:** bring hands up to form a world
- **Adam and Eve:** one forearm up for each name
- **Sin:** take your two forearms and cross them like an "X"
- **Cain and Abel:** two thumbs up and start a thumb war with yourself
- **Noah obeyed:** take your fist and pound it into your hand
- **A flood with a promise:** bring arms up like a flood and go up until you form a rainbow with your hands
- **The Tower of Babel, Babel, Babel:** create a pointed tower over your head
- **Abram said, "Let's Go!":** right hand up with strong pumping movement
- **Divided land:** both forearms up and together tight in front of you, then divide the arms

## Pray

### Bible Lesson Introduction

**Pray:** Encourage one of your children to help you lead your class in prayer by praying and having them repeat after you. Focus your prayer on loving others and putting others first.

**Find It:** Today's lesson is in the first book of the Bible. Do you remember what that book's name is? (Genesis) Our lesson is from Genesis, chapter 12. Let's count to 12.

**Timeline:** Can you find on the timeline some of the lessons we've been studying in the book of Genesis?  
*Have children point to the beginning of the timeline.*

### **Introduction to the Bible Lesson:**

Let's talk through all our Bible lessons so far to remind us of all we've learned in Genesis. We'll use hand motions to help us remember.

- **Creation:** bring hands up to form a world
- **Adam and Eve:** one forearm up for each name
- **Sin:** take your two forearms and cross them like an "X"
- **Cain and Abel:** two thumbs up and start a thumb war with yourself
- **Noah obeyed:** take your fist and pound it into your hand
- **A flood with a promise:** bring arms up like a flood and go up until you form a rainbow with your hands
- **The Tower of Babel, Babel, Babel:** create a pointed tower over your head
- **Abram said, "Let's Go!":** right hand up with strong pumping movement
- **Divided land:** both forearms up and together tight in front of you, then divide the arms

Today, we are going to talk about a special man. His name was Abram. Abram grew up with his family – his parents and his brothers and sisters. He had cousins, nieces, and nephews. He got married to Sarai, but they weren't able to have children. Mostly Abram had a pretty good life. He had many things and even lots of workers who did whatever he said. He was probably pretty happy and comfortable. Then one day something amazing happened to Abram!

## **Scripture Outline: Genesis 12:1-10, 13:1-18**

### **God calls Abram**

#### **Read Genesis 12:1**

**Recap:** What did God tell Abram to do? (Leave his country, his people, and his father's home and go to a land God would show him) Wow! God wanted Abram to pack up all that he had and just go! What if God told you to leave your home, leave everyone you know, everything you are familiar with, and go somewhere He'll show you, but you don't know where that place is? Would you be afraid to obey God? I know I would be! Should we still obey God even when we are afraid? (Yes!) We should say, "Let's Go!"

*As a class, do the Talk thru Genesis hand motion:*

- **Abram said, "Let's Go!":** right hand up with strong pumping movement

Listen to what else God told Abram.

### **God promises Abram that he will be a blessing and he will receive blessings**

#### **Paraphrase of Genesis 12:2-3:**

God promised to make Abram into a great nation. That means that Abram would have a family so large that it would become a whole nation! That's pretty big! And God said He would bless Abram and make his name great. That means that Abram would be famous and remembered forever. That's pretty huge!

Now Abram had a big choice to make! Would he obey God and follow Him? Or would he just stay home? What do you think Abram did? What would you do?

## **Abram obeys God**

### **Paraphrase of Genesis 12:4-10:**

Abram obeyed God! He packed up all of his things. His wife, his workers, and his nephew Lot went with him. They left their home.

Let's pretend to be Abram and say, "Let's Go!"

- **Abram said, "Let's Go!":** right hand up with strong pumping movement

Abram was 75 years old when he left. The Bible tells us that, during Abram's long journey, God appeared to him. God showed him a special land and told Abram that He'd give that land to Abram's children someday. Abram and Lot continued to travel more. But eventually they went back to that land God had shown Abram. Abram really loved God with all his heart.

## **The land cannot support Abram and Lot**

### **Paraphrase of Genesis 13:1-7:**

When they got back to that land, they started to make a place there to live. Remember that Abram took his nephew Lot with him when he left his home. Abram had become rich—he had a lot of silver and gold, workers, and sheep – lots and lots of sheep. Lot, too, had become rich with lots of silver and gold, workers, cattle, donkeys, camels, and sheep. Pretty soon it got so crowded that there wasn't enough food for all of Abram's sheep and all of Lot's sheep. Abram's shepherds and Lot's shepherds started fighting with each other over the land! Now what would Abram do? The Bible tells us what Abram did in Genesis 13:8-9.

## **Abram lets Lot choose where he wants to live**

### **Read Genesis 13:8-9**

**Recap:** Abram was unselfish. He put Lot first. He let Lot choose where he wanted to live. Which land would Lot choose? Would he choose the best land for himself or let his Uncle Abram have it? Let's find out.

## **Lot chooses the best land for himself**

### **Paraphrase of Genesis 13:10-12:**

When you looked one way, the land was green and lush – with water and great grass for sheep to eat. When you looked the other way, the land was dry – not as much grass for sheep. The Bible tells us that Lot chose what he thought was the best land – the land that was green and lush, and he left Abram. *Have children wave goodbye.*

*Do the Talk thru Genesis hand motion:*

- **Divided land:** both forearms up and together tight in front of you, then divide the arms

Was Lot loving Abram when he chose the best for himself? (No) Do you think Lot trusted in God as much as Abram did? (No) If Lot trusted God, he would have let Abram have the better land. What about you? Are you unselfish or are you selfish? Do you try to get the best for yourself, or do you let others have the best? Is it a sin when you are selfish? (Yes) Can you think of a time when you were selfish? Unselfish? *Allow children to briefly share.* Lot moved to what he thought was the best land and left the other land for his Uncle Abram. It seems like Lot took the best land to live in, doesn't it? But remember one thing – Abram loved and obeyed God. When you love and obey God, He always takes care of you. Let's see what happened with Abram and Lot.

### **Lot chooses a land where men are wicked**

#### **Read Genesis 13:13**

**Recap:** Does the land Lot chose seem as good now? (No!) Why? (Because the people there were very wicked) Even though it looked good – it wasn't the best place to live. What about the land where Abram would live?

### **God gives Abram and his family the land of Canaan**

#### ***Paraphrase of Genesis 13:14-18:***

The Bible says that God would give all the land to Abram – all the land he could see in every direction. This land would one day be called Israel!

## **Conclusion**

Even though it seemed like Lot chose the best land to live in, God promised to give the best land to Abram and his family. The Bible says Abram's land was a land flowing with milk and honey. It was really good land. Abram loved God and others, and God took care of Abram.

## **Do Right and Feel Right**

When we try to get the best for ourselves, we never get it. But when we depend on God and obey Him by loving Him and loving others, He gives us what is best for us! When He gives us His best, we can feel loved by Him. Will you follow Abram's example by trusting and loving God and loving others?

## **Review Questions: What did we discover today?**

1. Did God tell Abram to go to a new land or to stay where he was? (Go to a new land)
2. Did Abram obey God and go to the land God showed him? (Yes)
3. Who did Abram bring with him? (His wife and Lot)
4. Did Abram and Lot need to divide the land? (Yes)
5. Did Lot think of others first or just himself? (Just himself)
6. Which land did Lot choose? (The land that looked the best to him)
7. Should you think of yourself first or others first? (Others first)
8. Will you love God and love others?
9. How can you love others? (Sharing, putting others first, helping, etc.)

## **Discover Time**

**Transition to Discover Time:** Have children hop to Discover Time as they say, "I will put others first."

**Do Right:** I will love God and others.

**Goal:** To reinforce that we should love others and put others first.

## **Location A: Chalk Wall Station**

### **Supplies:**

- Chalkboard
- Chalk (one piece for every two children; place all chalk in one central location)
- Outline large pictures on the chalkboard (house, soccer field, daycare, church, etc.)

### **Instructions for the DT Leader:**

1. When children arrive, ask how we can love others at home, at soccer, at daycare, at church, etc.
2. Children will love others and put others first as they share the chalk with each other and color in pictures.

## **Location B: LEGO Station**

### **Supplies:**

- Green LEGO boards (one for every two children)

### **Instructions for the DT Leader:**

1. Gather the children and remind them that they should love God and always love others.
2. Tell children that they will be making their house out of LEGO bricks. This is a great place to love others.
3. Explain that they will build their house on a green board, but there are not enough boards for everyone.
4. Ask children what Abram would do. Ask children what they should do.
5. As children love others and put others first by sharing the boards, highlight the importance of loving God and loving others.
6. Teachers and Shepherds should assist children in building the houses as they talk about ways to love others at home.

## **Classroom Review Time**

**Lead Teachers ~ Connecting the DT to the Lesson:** I saw many of you loving others by sharing with your friends today. You were loving others by putting others first, just like Abram. *Teachers should share specific examples with names of children who shared – personalize this transition.*

## **Reviewing the Know Right:**

### **Supplies:**

- Wordless Book-colored construction paper/ manilla paper
- Scissors

### **Instructions:**

1. Say: We talked today about how Abram trusted and loved God. He trusted that God would take care of him and showed it by giving Lot the choice of land. Do you know that God loves us very much? How do we know He loves us? I'll show you.
2. Present the Gospel using the Wordless Book (details are in the appendix). Cut shapes out of the colored paper as you talk. (Tip: Draw the pictures in advance but face the outline away from the children to keep them in suspense.)
  - Gold: heart (for God's love)
  - Dark: a letter "S" or a splotch (for sin)
  - Red: cross (for Jesus' blood)

White: don't cut, leave it perfect (for clean)  
Green: tree (for grow)

### **Think Right Activity while waiting for parents:**

#### **Supplies:**

- Wordless Book-colored construction paper/ manilla paper (hang on each wall in the room; the fifth color could be hung from the ceiling in the center of the room)

#### **Instructions:**

1. Say a verse or the key word for a Wordless Book color.
2. Per your direction, children should hop, jump, crawl, etc. to the right color.
3. Repeat many times.

Gold: God's love and heaven – John 14:2

Dark: Sin – Romans 3:23

Red: Jesus' blood – Hebrews 9:22b

White: Clean – Acts 16:31

Green: Grow – 2 Peter 3:18a



# Lesson 9

## Genesis 15:1-18

<b>Know Right:</b>	God makes a covenant with Abram.
<b>Think Right:</b>	"In my Father's house are many rooms; if it were not so, I would have told you. I am going there to prepare a place for you." John 14:2 (Top 12)
<b>Do Right:</b>	I will trust in God's promises.
<b>Feel Right:</b>	I can feel excited about God's promises.

### GET READY!

The word "promise" has lost its significance in our culture because promises are constantly broken. But God is the eternal promise-keeper. We never have to wonder if He will do what He says He will do. We can put our trust in Him and rest in the fact that each one of His promises will absolutely come to pass. Let's meditate on this as we study the Scripture passage and the lesson plan below.

**Pray:** Pray that your children will trust in God's promises during all seasons of their lives. Also, pray that they will have wisdom to use the verses they have memorized in life situations both now and in the future.

**Read:** Genesis 15:1-18

#### **Know Right: God makes a covenant with Abram**

After Abram arrived in Canaan, God spoke to him in a vision and explained more of His special promise, called a covenant. Even though Abram was old and had no children, God promised him a son that would come from his own body. He also told Abram he would have as many descendants as there are stars in the sky. These descendants would be given the land of Canaan to live in. But, before that, they would be enslaved in a foreign country and mistreated for four hundred years. After that, they would leave that country with great possessions. Just like God promised all of this to Abram, He promises eternal life to those of us who trust in His Son, Jesus, to save us from our sin. Abram believed what God promised him. May we always trust in God's promises.

### GET SET!

#### **Lead Teacher's Notes:**

- For New Testament insight into Abraham, read Romans 4:1-25, Galatians 3:1-25, Hebrews 6:13-20, and Hebrews 11:8-12.
- An interesting article that discusses the number of stars in the heavens:  
<http://www.answersingenesis.org/articles/tba/universe-confirms-bible>

### Creative Ideas for the Bible Lesson:

1. Use hand motions to act out important points – cradle arms for a baby, twinkle fingers for stars, etc. Use your imagination!
2. Every time you say the word “trust”, have children clap their hands or jump up and sit down quickly.
3. When you talk about stars, have each child place a star on the wall or stickers on a black poster board.
4. Use black roll paper to cover windows. Punch out stars on the black paper so the sun can shine through the paper.



**GO!**

### Pre-Service Review Game

Worship Leaders will lead children in a review game. Game details are in the Resources Booklet.

### Large Group Opening Time

**Offering:** Our God is so awesome! I love learning about Him through the Bible, God’s perfect Word. Today, when we give money, the money will help children learn about Jesus both here in our church and around the world. *Or insert a specific way your church will use the offering.*

### Think Right verse: John 14:2

We have a new verse. It is found in the book of John, chapter 14, verse 2. This verse tells us how much God loves us. He loves us so much that He has created a place called heaven. Heaven is beautiful, and Jesus will be there. Follow me as I teach you the actions for our new verse.

**“In my Father’s house** (hands above head and meet at a point) **are many rooms** (arms opening in front of you); **if it were not so** (shake finger), **I would have told you** (two pointer fingers move from mouth outward). **I am going there** (two pointer fingers point way up) **to prepare a place for you** (two pointer fingers point to children).” **John 14:2**

Great job!

**Note:** *This week the puppet skit connects to the verse, so Song 1 will be done after the puppet skit.*

### Puppet Skit: John 14:2

*Tracker pops up and looks at the children, opening his mouth like he’s silently laughing and when the Worship Leader looks, he goes back down. Tracker should do this three times as the Worship Leader calls “Tracker!” and asks the children if they’ve seen him (do things like that, just to make the children laugh).*

**T: Gottcha, \_\_\_\_\_! (laughs) That was soooo much fun!**

**WL: Ha, ha, Tracker! I guess you did get me! Hey, do you know our new verse?**

**T: Maybe. I heard ya say it, but it sounds kinda hard. These kids must be really smart to learn such**

a big verse.

WL: The kids are really great at memorizing verses. Hey kids, do you think we can teach Tracker the words to our new verse? I will say a few words and both you and Tracker can repeat them back to me.

T: Okey dokey, I'm ready!!

WL: John 14:2 *(children and Tracker should repeat)* "In my Father's house are many rooms..." *(repeat)*

T: No way! There are houses in heaven??! Big houses??!

WL: That's right, Tracker. Let's keep going. "...if it were not so, I would have told you." *(repeat)* "I am going there to prepare a place for you." *(repeat)*

T: *(mouth hanging open in shock)* That's amazing; we said it!!! *(cheer)*

WL: Tracker, God promises that if we believe in Him, at the right time we will go to heaven.

T: Super-de-duper cool!

WL: We will keep practicing this verse each time we come to class.

T: Sounds good. Maybe I'll try an' practice it a little bit myself, too.

WL: That's a good idea. Bye, Tracker!

**Transition:** Where does our verse come from? (The Bible) Yes! Is the Bible always true? (Yes) That's right! Let's praise God for this special book He's given us!

**Song 1:** "B-I-B-L-E Bible"

**Transition:** We know the Bible is true. And, in the Bible, it says that God loves us very much. Let's sing about that!

**Song 2:** "Jesus Loves Me"

**Talk thru Genesis hand motions:**

Let's review the lessons we've learned this quarter:

- **Creation:** bring hands up to form a world
- **Adam and Eve:** one forearm up for each name
- **Sin:** take your two forearms and cross them like an "X"
- **Cain and Abel:** two thumbs up and start a thumb war with yourself
- **Noah obeyed:** take your fist and pound it into your hand
- **A flood with a promise:** bring arms up like a flood and go up until you form a rainbow with your hands
- **The Tower of Babel, Babel, Babel:** create a pointed tower over your head
- **Abram said, "Let's Go!":** right hand up with strong pumping movement
- **Divided land:** both forearms up and together tight in front of you, then divide the arms

**Pray**

## Bible Lesson Introduction

**Pray:** God tells us that He hears us when we pray. He answers our prayer requests – yes, no, or wait. *Encourage one of your children to help you lead your class in prayer. You say something and then have them repeat it. Make sure your prayer focuses on the importance of trusting in God.*

**Find It:** We are still in the book of Genesis, the very first book of the Bible. Our lesson this week is from chapter 15. *Note: Because this lesson is shorter, you may want to spend a little extra time reviewing the Bible and explaining that Genesis is in the front of the Bible. Then ask children, “Is Genesis in the front of the Bible or the back of the Bible?” and have them answer, “The front of the Bible.” As you open the Bible, show your excitement about what God is going to teach you!*

**Timeline:** *Point to the timeline and show the picture that matches the lesson. What do you think is happening in this picture? (It is Abram and Sarai looking at the stars)*

### Introduction to the Bible Lesson:

Let’s get ready to learn, but before we start, let’s talk through the Bible lessons we’ve learned so far in Genesis.

- **Creation:** bring hands up to form a world
- **Adam and Eve:** one forearm up for each name
- **Sin:** take your two forearms and cross them like an “X”
- **Cain and Abel:** two thumbs up and start a thumb war with yourself
- **Noah obeyed:** take your fist and pound it into your hand
- **A flood with a promise:** bring arms up like a flood and go up until you form a rainbow with your hands
- **The Tower of Babel, Babel, Babel:** create a pointed tower over your head
- **Abram said, “Let’s Go!”:** right hand up with strong pumping movement
- **Divided land:** both forearms up and together tight in front of you, then divide the arms

Remember last week Abram and Lot went two different directions. Lot picked the good land and Abram moved out to the dry land. I wonder what happened to Abram.

## Scripture Outline: Genesis 15:1-18

### God makes a special promise to Abram

#### **Paraphrase of Genesis 15:1-4:**

God came to Abram and told him that He would take care of him and reward him. I wonder what the reward would be? A trophy? A new chariot? More money? But Abram didn’t understand – he was already an old man and had lots of money. The one thing Abram and Sarai had always wanted was children, but God had never blessed them with any, so what could God reward him with?

God made Abram a promise. Boys and girls – when God promises something in the Bible, can we trust that it will happen? (Yes! God always keeps His promises) God was promising Abram a son, even though he was an old man – but He didn’t stop there!

### **Read Genesis 15:5**

**Recap:** Whoa! How many people would be born into Abram’s family? (As many as there are stars in the sky)

*Introduce the new Talk thru Genesis hand motion:*

- **God's covenant:** take fingers and create sparkling stars over your head

Have you ever tried to count the stars in the sky? How could any person ever count all the stars in the heavens? What promise was God making to Abram? Even though Abram was more than 75 years old and had no children yet, his family would be huge – so huge no one would be able to count them all! Do you think Abram believed God? Let's find out.

### **Abram believes God**

#### **Read Genesis 15:6**

**Recap:** Abram believed God, and everything God promised Abram did come true. This means we will find out later that Abram and his wife Sarai had a baby. But God didn't stop there! Guess what else God promised Abram.

### **God also promises to give the land to Abram and his family**

#### **Paraphrase of Genesis 15:7:**

Do you remember last week when God told Abram to leave his home and go to a land that God would show him? Abram was on that land now! God promised Abram that someday all that land would be given to Abram's family!

### **Abram wants to be sure that he will really get the land**

#### **Paraphrase of Genesis 15:8:**

Abram asked God, "How can I really know my family will get the land?" He asked this because there were already people who lived in that land. Would God really give that land to Abram's family?

**Note:** *Preschool classes will not cover the animal sacrifices in verses 9-11.*

### **God tells Abram the future of his family**

#### **Paraphrase of Genesis 15:12-16:**

Abram fell asleep, and God showed him in a dream what would happen to his family in the future. God wanted Abram to know that He knows everything – God knows the future. That is why we can always trust His promises!

**Note:** *Preschool classes will not cover the future of Israel (verses 17-18), so we can concentrate on God's promise.*

## **Conclusion**

God would keep His promise no matter what. If God says He will always be with us, does that mean He will leave us? (No...He promises He will be with us) If God says He will never flood the earth again...

*Do the Talk thru Genesis hand motion:*

- **A flood with a promise:** bring arms up like a flood and go up until you form a rainbow with your hands)

...will God flood the earth? (No!) If God tells us in our new verse that He has a house for us in heaven, will there be a house? (Yes!) Because God always keeps His promises, we can always trust Him!

## Do Right and Feel Right

What does this mean for us? It means something pretty important. What does God promise us when we trust in Jesus to save us from our sin? (Eternal life) *Explain the Gospel through the Wordless Book*. Now, after we trust in Jesus, do we have to do anything else to have eternal life? (No! Jesus did it all!) We, like Abram, need to trust God to keep His promise that we can become part of His family. And someday, at just the right time, we can go to heaven and live there forever. Will you trust in God's promises? Do you feel excited when you think about God's promises?

## Review Questions: What did we discover today?

1. Did Abram love God? (Yes)
2. Did God promise to give Abram and his wife a baby boy or a puppy? (A baby boy)
3. How many people would be in Abram's family? (As many as there are stars in the sky)
4. Are there a lot of stars in the sky? (Yes)
5. Did Abram believe God? (Yes)
6. Did God promise to give Abram's family the land? (Yes)
7. Does God always keep His promises? (Yes)

## Discover Time

**Transition to Discover Time:** We've been talking a lot about promises today!

**Art Station:** I promise we are going to do something creative today. Do you trust me to keep my promise?

**Play-Doh Station:** I promise we are going to do something fun today. Do you trust me to keep my promise?

**Do Right:** I will trust in God's promises.

**Goal:** To remind children that God keeps His promises.

**Location:** Art Station

**Supplies:**

- Cardstock activity sheets with stars all around the words "God keeps His promises!" (see Resources Booklet)
- Glue sticks (one per child)
- Gold glitter in little cups or small pieces of colored/ glitter paper (one cup per child; hidden from view)

**Instructions for the DT Leader:**

1. Say: Our papers say "God keeps His promises!" Why do you think there are stars on our papers? (Because God promised Abram so many children, they would be like the stars – no one could count them!) Now, I promised you that we would do something creative, didn't I? I'm going to keep my promise!
2. Show them the glitter/ small colorful papers and then hand it out. Have them use the glue sticks on each star and then glitter them. (Tip: Place cardstock in a gift box to easily sprinkle and contain the

glitter. Then have them shake their papers over the box to shake off the loose glitter. Leaders should assist with this.)

3. When they are done, remind them to take their paper home as a reminder that we can trust God to keep His promises!
4. Do the Talk thru Genesis hand motions as you walk back to class.

## Classroom Review Time

**Lead Teachers ~ Connecting the DT to the Lesson:** We did a lot of star work today. Why do you think you made stars? What does it remind you of? (A promise God made to Abram) Does God always keep His promises? (Yes) Let's recite John 14:2. Does God make a promise in this verse? (Yes, if we believe in Him...we will have a place in heaven)

### Reviewing the Know Right:

#### Supplies:

- Paper stars and rainbows (cut in advance and hide around the room during DT) (see Resources Booklet)

#### Instructions:

1. Say: God made a promise to Noah. What was that promise? (No more destroying the earth with a flood) God made a promise to Abram. What was that promise? (They would have a big family) When we look at rainbows, we can think about Noah and God's promise to him. When we look at the stars, we can think about Abram and God's promise to him. Let's go on a star and rainbow hunt in our room. How many stars and rainbows can you find?
2. Have children collect the stars and rainbows.
3. After everything is collected, remind children that God always keep His promises.

### Think Right Activity while waiting for parents:

#### Supplies:

- Three large stars (cut from foam or paper)
- Small star stickers
- Music

#### Instructions:

1. Have children sit in a circle on the floor.
2. Play a favorite worship song as children pass the stars.
3. When the song is done, whoever has a star can say the verse together and get a sticker.
4. Repeat many times.



# Lesson 10

## Genesis 16:1 – 18:15

<b>Know Right:</b>	Abraham and Hagar have Ishmael.
<b>Think Right:</b>	“In my Father’s house are many rooms, if it were not so I would have told you. I am going there to prepare a place for you.” John 14:2 (Top 12)
<b>Do Right:</b>	I will patiently depend on God for everything.
<b>Feel Right:</b>	I can feel peaceful when I patiently depend on God for everything.

## GET READY!

How do you respond when God’s answer to your prayer request is “wait”? Do you have a sense of peace knowing He is orchestrating things behind the scenes for your good and for His glory, or are you tempted to take matters into your own hands? It is so comforting to remember that God is in control, and He can be trusted at all times and in all situations. Consider your own life – can you think of a time when God said “wait”, and later you were able to see that it was because He was busy making things beautiful? He is always taking care of us! This week, let’s prepare to serve with peace, knowing that God is doing beautiful work for our good as we patiently depend on Him.

**Pray:** Pray that your children will be able to patiently depend on God through the good and difficult times in their lives.

**Read:** Genesis 16:1 – 18:15

### **Know Right: Abraham and Hagar have Ishmael**

Abram was now 85 years old and still had no children. Instead of patiently depending on God to keep His promise, Sarai convinced Abram to have a son through her Egyptian maidservant, Hagar. Hagar gave birth to Abram’s son; he was named Ishmael. As soon as Hagar was pregnant, conflict erupted between her and Sarai. This conflict was a consequence of Abram and Sarai not patiently depending on God. God told Abram that Ishmael was not the son He had promised. Because of this, we learn to patiently depend on God for everything.

## GET SET!

### **Lead Teacher’s Notes:**

- Please refer to the Children’s Ministry Resource Bible: page 1120 (History of Israel: The Abrahamic Covenant).
- Expectations are key when teaching preschoolers. Have children sit up, raise hands, and pay

attention during the Bible lesson.

- Props are important when teaching preschool children. Make sure you use preschool-friendly props that help children remain focused.
- Using notes when teaching is fine, but just reading your lesson script will result in restless, inattentive children. Being well-prepared will help you engage with the kids rather than your notes.

### Creative Ideas for the Bible Lesson:

1. Use props: timer (or a clock or watch with a second hand), baby blanket, and doll. *This idea is written into the lesson.*
2. Draw key pictures in advance and reveal them at the appropriate time in the lesson. Color in faces and/or add in details or relevant objects to the pictures as you teach.
3. Have two small tents set up, one representing Sarai's home and one Hagar's home. Walk between the two areas as you teach. You can use creative materials to make your tents: boxes, sheets and chairs, etc.

## GO!

### Pre-Service Review Game

Worship Leaders will lead children in a review game. Game details are in the Resources Booklet.

### Large Group Opening Time

**Offering:** God loves us so much that He gave His one and only Son to die on the cross to take away our sin and shame. We give to Him because we're thankful for what He's done for us. Let's joyfully give our money now. *Or insert a specific way your church will use the offering.*

### Think Right verse: John 14:2

Last week we started to memorize a new verse. Let's say it together with the actions.

**"In my Father's house** (hands above head and meet at a point) **are many rooms** (arms opening in front of you); **if it were not so** (shake finger), **I would have told you** (two pointer fingers move from mouth outward). **I am going there** (two pointer fingers point way up) **to prepare a place for you** (two pointer fingers point to children)." **John 14:2**

**Transition:** Wow, God must love us so much if He would make a house for us in heaven! I wonder what it will look like. I can't wait to see Jesus! Let's sing a song about how much Jesus loves us.

### Song 1: "Jesus Loves Me"

#### Puppet Skit: Tracker and his pet beetle

**Note:** *The puppeteer will also have to do the voice of Tracker's mom, as noted in the script.*

**T:** *(looking very panicky)* Help! Help! I need help!

**WL:** Tracker, what's wrong?

T: I need help!

WL: We got that, Tracker. What do you need help with?

T: My pet beetle ran away!

WL: *(kind of disgusted)* Your pet beetle?

T: Yep. His name was Harry, cuz he gots really cool hairy legs. He's green and orange. I miss his little feelers...and how he would eat out of my hand...and how he would just crawl all over.

WL: *(really disgusted)* Ok, ok, that's enough, Tracker...we get the picture!

T: I just don't know what to do. *(gets more panicky as he talks)* I've done everything I can think of... I called him, "Harry, where are you?!" I looked everywhere for him. I even set out his favoritest treat!

WL: I'll probably regret this, but what is his favorite treat?

T: Slugs. He loves big juicy slugs. Boy, oh boy, I miss that beetle! What am I gonna do? Harry could be anywhere.

WL: So, you say you've tried everything?

T: Yep, uh huh, didn't I just tell ya? I called him, I looked in the bathtub an' in the refrigerator, I put out two especially juicy slugs for him, I tried everything! And I can't find him!

WL: Did you try praying and asking God to help?

T: Uh...well, no. I guess I forgottted to try that.

WL: Hmm, just as I thought. Tracker, praying to God is the first thing we should do when we need something. He's the One we can depend on! We can't do it on our own.

T: Cheese whiz! I never thought of that! Do ya think I should try that right now?

WL: I sure do, Tracker. Why don't you?

T: Ok...here it goes. *(bows his head really low)* Dear God, please, oh please help me find my sweet little beetle, Harry. I love him sooo much! I'm sorry I didn't ask you first, God, but from now on I will! Oh, yeah, and thank you for listening to my prayer. In Jesus' name, Amen.

WL: Well, Tracker, do you feel better?

T: *(acts surprised)* Yeah, I really do! *(now looks really surprised)* Hey! I just remembered something!

WL: What, Tracker?

T: *(excited)* Harry loves to crawl in my mom's purse! I forgottted to look there. I wonder...

T: *(use a different voice – to be Tracker's mom – and try to sound like you're far away as you scream and then say, "Tracker! Come here right now!")*

T: *(still excited)* Yep! That's where he is! I better get goin'. My mom doesn't really like pet beetles too much.

WL: Yeah, you better hurry. But, Tracker, before you go, what are you going to do the next time you

have a need?

**T:** I'm gonna pray and ask God for help first! *(looks up, talking to God)* Thanks, God. I know I can depend on You! You are awesome! Amen.

**T:** *(use a different voice – to be Tracker's mom – and try to sound like you're far away as you say again, "Tracker!")*

**T:** *(hurrying)* I better go! Bye!

**WL:** Bye, Tracker! *(to the children)* Tracker learned a very important lesson today. He learned to turn to God and to ask God for help when he needs it. We need to remember that we can depend on God, too! We need to go to God for help when we need it.

**Transition:** We know that we can depend on God for everything. Our God is bigger than big!

**Song 2:** "Bigger than Big"

### Talk thru Genesis hand motions:

Let's talk through all our Bible lessons to remind us of what we've learned in Genesis, so we are ready for our Bible lesson today.

- **Creation:** bring hands up to form a world
- **Adam and Eve:** one forearm up for each name
- **Sin:** take your two forearms and cross them like an "X"
- **Cain and Abel:** two thumbs up and start a thumb war with yourself
- **Noah obeyed:** take your fist and pound it into your hand
- **A flood with a promise:** bring arms up like a flood and go up until you form a rainbow with your hands
- **The Tower of Babel, Babel, Babel:** create a pointed tower over your head
- **Abram said, "Let's Go!":** right hand up with strong pumping movement
- **Divided land:** both forearms up and together tight in front of you, then divide the arms
- **God's covenant:** take fingers and create sparkling stars over your head

### Pray

## Bible Lesson Introduction

**Pray:** *Explain to children that when we pray, we can talk to God about our needs. Ask children to think of some needs we can ask God for (to feel better if we are sick, food if we are hungry, to find our parents if we are lost, etc.). Tell children we can trust that God will answer our prayer requests – yes, no, or wait. Encourage a child to help you lead your class in prayer. You say a phrase and then have the child repeat it.*

**Find It:** The Bible is divided into two parts called 'Testaments' – the Old Testament and the New Testament. We are still in the book of Genesis, the first book of the Bible, in the Old Testament. Our lesson today is from Genesis, chapter 16.

**Timeline:** Can you find on the timeline some of the lessons we've been studying in the book of Genesis? Have children point to the beginning of the timeline.

## Introduction to the Bible Lesson:

Last week we learned about God's covenant with Abram. A covenant is a promise. God promised Abram a huge family, starting with a little baby boy. Abram and his wife Sarai were so excited about having a baby boy. They waited, and waited, and waited. They knew God would keep His promise, so they waited and waited and waited. I'm sure Abram even looked up at the stars at night and remembered God's specific promise that his family would have as many people as the stars.

Let's do something. We are going to set this timer for one minute. During that time, we are all going to try to be perfectly still. Do you think we can be still for one whole minute? We're going to find out right now. Ready – freeze! *Use your timer or watch to time one minute.* Was it easy or hard to sit still? Well, our friend Abram had to wait a lot longer than that, and he had a very hard time with it!

## Scripture Outline: Genesis 16:1 – 18:15

### Sarai convinces Abram to have a child with Hagar

#### ***Paraphrase of Genesis 16:1-6:***

Abram left his home when he was 75 years old – a grandpa's age! *Have children stand up and pretend to walk.* He traveled around and finally came to the land that God had promised him. Abram remembered God's promise, but still had no baby boy. *Show an empty baby blanket.* But now he was 85 years old. Wow, can you imagine your grandma and grandpa having a baby? Do you think Abram gave up? Do you think God decided not to keep His promise? Well, Sarai was getting a little impatient, and she thought she'd help God fulfill His promise to them of a son! Does God need our help to keep His promises? (No) God sometimes asks us to patiently wait and that's exactly what we should do. But unfortunately, Abram and Sarai decided to have a son their own way. Sarai told Abram to have a baby with her maidservant, Hagar. Sarai thought this would be the only way they could have a son. Instead of depending on God and waiting for Him to fulfill His promise, Abram listened to Sarai and decided to have a son with Hagar. *Shake your head in sadness.*

Should Abram have listened to Sarai? (No) As soon as Hagar found out she would have a baby, she began to hate Sarai. This caused Sarai to be mean to Hagar. When you are mean to another person, what is that called? (Sin) Sarai sinned by not depending on God and by being mean to Hagar. Hagar sinned by hating Sarai.

In the Bible, God tells us that we have all sinned. In Romans 3:23 it says, "For all have sinned and fall short of the glory of God." *Have children stand up and say the verse with actions. Then hold up the Wordless Book and have children talk through the Wordless Book by using the dark, red, and clean pages.*

So, because Sarai was mean to Hagar, Hagar decided to run away. *Have children stand up and run in place and then stop.* Let's listen carefully and find out what happened.

### **Read Genesis 16:7-11**

**Recap and Paraphrase of 16:12-16:** Hagar tried to run away, but God's angel told her to go back and do what Sarai told her. The angel also told Hagar that she would have a son, and he told her what she should name her son. What was the name? (Ishmael) So, Hagar went back, but there were more problems ahead. God's angel told Hagar that her son would be a troublemaker, and he would fight with his brothers. You see, trying to live our lives our own way instead of depending on God is a sin and there are consequences

(or bad things) that happen when we sin. For example, if your mom says to only eat one cookie, and you eat five, how will your tummy feel? (You may get sick) That is a consequence. In due time, Hagar had a little boy and named him Ishmael. *Put a doll in the blanket.*

### **God explains more about His promise to Abram**

#### ***Paraphrase of Genesis 17:1 – 18:15:***

**Lead Teacher's note:** *We will not address circumcision in this lesson.*

But wait, does the lesson end like this? Did God forget His promise? (No way!) Well, thirteen years passed by, and God still hadn't given Abram and Sarai a son. Now, when Abram was 99 years old and Sarai was 89 years old (that is really, really old) God spoke to him again. God changed their names to Abraham and Sarah. Let's all say their names together. God also told Abraham that he and Sarah would have a son.

### **Read Genesis 17:16**

**Recap:** God reminded Abraham of the promise once again. His wife Sarah would have a baby. Is this even possible? Sarah and Abraham are getting super old! With God all things are possible! Abraham laughed when he heard this because it was so hard to believe that two really old people could have a baby! *Have all the children laugh.* When Sarah, who was 89 years old, heard this, she laughed, too! *Have children laugh.* God told Abraham to name his son Isaac. Isaac means laughter.

Can God do anything? (Yes!) God could give Abraham and Sarah a baby, even at their age. We can depend on God to keep His promises, even when it seems like it is impossible! Next week we will find out if Sarah and Abraham have a baby. Will God keep His promise?

## **Conclusion**

Today we learned that we need to be patient and depend on God. Sometimes this is easy, and sometimes it is hard. But God knows what is best for us.

## **Do Right and Feel Right**

We need to patiently trust God, just like Abraham and Sarah needed to. We need to trust that He will take care of us, that He is making us a home in heaven, and that He really loves us.

## **Review Questions: What did we discover today?**

1. What did God promise Abram and Sarai? (They would have a baby)
2. Did God give them a baby right away or did they have to wait? (They had to wait)
3. Did they wait and depend on God? (No, they didn't wait on God)
4. Instead of waiting, did Abram have a baby with a lady named Hagar? (Yes)
5. Was their baby named Bob or Ishmael? (Ishmael)
6. Did an angel talk to Hagar when she ran away? (Yes)
7. Did God remind Sarai and Abram that they would have a son? (Yes)
8. Can you depend on God to keep His promises? (Yes!)

## Discover Time

**Transition to Discover Time:** *As you walk to Discover Time, review the Talk thru Genesis hand motions.*

**Do Right:** I will patiently depend on God for everything.

**Goal:** To teach children to depend on God.

### **Location A: Play-Doh Station**

#### **Supplies:**

- Play-Doh, modelling clay, clay, or plasticine
- Fun cookie cutters (hidden out of sight)
- Optional: rollers to help roll out the Play-Doh/ clay

#### **Instructions for the DT Leader:**

1. As children arrive, tell them they will be making fun shapes in their Play-Doh/ clay with cookie cutters.
2. Demonstrate to the children that they will need to roll out the Play-Doh/ clay and then cut out fun shapes. As you are demonstrating to the children how to do it, notice that the fun cookie cutters are gone. Ask the teacher to help find the cookie cutters. Tell children that we can depend on the teacher to find them, and our job is to patiently wait.
3. As you patiently wait, have the children flatten the Play-Doh/ clay, and then wait. Make sure the Play-Doh/ clay is flat and that they experience the feeling of waiting and depending on others.
4. When the teacher arrives back with the cookie cutters, have children cheer.
5. As children begin to cut out shapes, emphasize how they depended on their teacher.

### **Location B: Art Station**

#### **Supplies:**

- Colorful ring cereal, perforated bottle tops, or beads (divided into individual cups for each child) – *check for allergies (in case someone eats the cereal)*
- String (for each child to make a necklace; should be medium thickness and hidden out of sight)

#### **Instructions for the DT Leader:**

1. As children arrive at the Art Station, tell them they will be making colorful necklaces. Point out the bowls of colorful cereal/ tops/ beads as they find their seats.
2. As you begin to explain how to make the necklaces, you will notice that the string is missing. Ask the teacher to help find the string. Tell children that they need to wait patiently and not touch the colorful cereal. Tell them we can depend on our teacher to find the correct string.
3. As you patiently wait, continue to talk about how we need to patiently depend on our teacher, just like Abram should have patiently depended on God. Make sure they experience the feeling of waiting and depending on others.
4. When the teacher arrives back with the string, have children cheer.
5. Then pass out the string and allow them to make their necklaces.



## Classroom Review Time

**Lead Teachers ~ Connecting the DT to the Lesson:** Was it easy or hard to wait patiently for me to come back? *Wait for answers.* It was hard to wait, wasn't it? Abraham and Sarah couldn't wait for God to do what He said He would do either! Sometimes it is easy to wait, and sometimes it is very difficult! When we wait patiently for God, that is the right thing to do.

### Reviewing the Know Right:

#### Supplies:

- Pictures: storm, injured knee, grandpa sick in bed, going to daycare (*these pictures will also be used next week*) (see Resources Booklet)

#### Instructions:

Show pictures to children as you ask the following questions:

- Storm: When do we need to patiently depend on God? Can we depend on God to keep us safe in storms? What should we do if there is a storm? (Pray and say Bible verses)
- Injured knee: Have you gotten hurt while playing? Can we depend on God to heal us? Should we be patient as He heals us? Can we pray for those who are hurt?
- Sick grandpa: Has your grandma or grandpa ever been sick? Can you patiently depend on God to heal them? *If a child says their grandparent died, remind them that, if their grandparent believed in Jesus, they are alive and 100% healed in heaven.*
- Daycare: This child looks scared walking into daycare. Can we depend on God to keep us safe when we're scared? Should we run away when we're scared or depend on God to keep us safe or help us find a new friend? (We should pray and depend on God)

### Talk thru Genesis hand motions:

Let's talk through all our Bible lessons to remind us about all we've learned in Genesis. We'll use hand motions to help us remember. *Note: there is not a new hand motion for this week.*

- **Creation:** bring hands up to form a world
- **Adam and Eve:** one forearm up for each name
- **Sin:** take your two forearms and cross them like an "X"
- **Cain and Abel:** two thumbs up and start a thumb war with yourself
- **Noah obeyed:** take your fist and pound it into your hand
- **A flood with a promise:** bring arms up like a flood and go up until you form a rainbow with your hands
- **The Tower of Babel, Babel, Babel:** create a pointed tower over your head
- **Abram said, "Let's Go!":** right hand up with strong pumping movement
- **Divided land:** both forearms up and together tight in front of you, then divide the arms
- **God's Covenant:** take fingers and create sparkling stars over your head

*Repeat using different methods: Have children stand and do the hand motions, sit, stand on one leg, talk like a robot, talk like an old man, talk in a super high voice, etc.*

## **Think Right Activity while waiting for parents:**

### **Supplies:**

- Paper stars with John 14:2 (one per child) (see Resources Booklet)

### **Instructions:**

1. Have children close their eyes as you hide “John 14:2” stars in your room.
2. When children open their eyes, have them search for a star and return back to form a circle.
3. When everyone is back, ask children to recite the verse and listen for the promise in the verse.
4. Repeat the activity as time permits.
5. Send a star home with each child, so they can play at home and practice their verse.

**Optional:** For added fun, time how fast they can find all the stars and say the verse.

# Lesson 11

## Genesis 21:1-21

<b>Know Right:</b>	Abraham and Sarah have Isaac.
<b>Think Right:</b>	"In my Father's house are many rooms, if it were not so I would have told you. I am going there to prepare a place for you." John 14:2 (Top 12)
<b>Do Right:</b>	I will patiently depend on God for everything.
<b>Feel Right:</b>	I can feel peaceful when I patiently depend on God for everything.

## GET READY!

**Last week we began to learn about how we can patiently depend on God for everything. Abraham and Sarah chose to do things their way, and the consequences were painful. However, despite their lack of trust, God chose to keep His promises. As we study this week's lesson, let's pause to praise God for His faithfulness and goodness!**

**Pray:** Pray for patience as you teach or assist in the classroom this week. Also pray that your children will begin to understand the importance of patiently trusting God.

**Read:** Genesis 21:1-21

### **Know Right: Abraham and Sarah have Isaac**

God changed their names to Abraham and Sarah, and when Abraham was 100 years old and Sarah was 90, she gave birth to a son named Isaac. The conflict between Hagar and Sarah escalated, and Abraham had to send Hagar and his beloved Ishmael away—another tragic consequence of not patiently depending on God. In spite of Abraham and Sarah's impatience, God kept His promise and continued His plan to bring Jesus to save us from our sin. The bittersweet saga of Abraham's family begs us to patiently depend on God for everything.

## GET SET!

### **Lead Teacher's Notes:**

- Expectations are key when teaching preschoolers. Have children sit up, raise hands, and pay attention during the lesson.
- Use the five count to gain the children's attention. This is not a punishment, but rather a tool to help refocus the class, develop self-discipline in the children, and to promote good discipline in general. Start with one and count to five slowly. By three the children should be quiet.
- Props are essential when teaching preschool children. Make sure you use preschool friendly props that help children remain focused.

### Creative Ideas for the Bible Lesson:

1. Create people out of paper lunch bags and teach your lesson through the eyes of each person.
2. Use action figures, dolls, or stick puppets for Abraham, Sarah, Hagar, and Ishmael, and a doll for Isaac.
3. Set up a small crib (you can use a box or a bench or table) with a baby doll and dim the lights and play soft baby music as the children enter the room. Have children be super quiet and teach the lesson on how the baby was born. Invite children to play the role of Abraham, Sarah, Hagar, and Ishmael.



**GO!**

### Pre-Service Review Game

Worship Leaders will lead children in a review game. Game details are in the Resources Booklet.

### Large Group Opening Time

**Offering:** God loves us so much that He gave His one and only Son to die on the cross to take away our sin and shame. We give to Him because we're thankful for what He's done for us. Let's joyfully give our money now. *Or insert a specific way your church will use the offering.*

### Think Right verse: John 14:2

Listen for God's big promise in this verse as we say it. *Have children say the verse.* What is God's promise? (He is making a place in heaven for us)

**"In my Father's house** (hands above head and meet at a point) **are many rooms** (arms opening in front of you); **if it were not so** (shake finger), **I would have told you** (two pointer fingers move from mouth outward). **I am going there** (two pointer fingers point way up) **to prepare a place for you** (two pointer fingers point to children)." **John 14:2**

**Transition:** There is no doubt that our God loves the whole world, and He is the one and only true God. Let's praise Him for that!

**Song 1:** "Praise the Lord"

## Puppet Skit: Harry the beetle

*Prop: Worship Leader should have a hat for Tracker that looks like a baby hat*

**T: (looking very happy)** I found my pet beetle named Harry! God really heard me when I prayed.

**WL:** Where did you find him?

**T:** He was just in my mom's purse, lickin' her lipstick. He kinda looked cute with red lips.

**WL:** What did your mom think of that?

**T:** Well...my mom's not gonna use that lipstick anymore.

**WL:** Tracker, there is nothing too small or too big that we can't depend on God for.

**T:** You are...right!

**WL:** Tracker, I know God answered your prayer request with a "yes" this time, but how else does God answer our prayers requests?

**T:** Hmm... "yes", "no", and "maybe"?

**WL:** You are right on two of them, "yes" and "no" are correct, but the last one is "wait". Our God knows all things and that means He never would say, "maybe." He would only say, "wait."

**T:** Wow, God knows all things! That means He knows what I'll be like when I'm a really, really old man. Like 35 years old!

**WL:** That's really not that old. Remember Abraham in our Bible lesson? He was old; in fact, he was 85 years old when we ended our Bible lesson last week.

**T:** And he thought he was going to have a baby! Ha, ha, ha.... that's so funny.

**WL:** Wait, do you think God kept His promise?

**T:** I'm not sure, but it sure would be funny if he did have a baby! Ha, ha, ha!

**WL:** Well, I have a feeling he did have a baby. I think the baby probably looked as cute as you.

*(put a baby hat on Tracker and make him look like a baby)* Today we will find out if Abraham and his wife Sarah had a baby.

**T:** Oh, \_\_\_\_\_! I'm not a baby anymore! But I am still cute. Ok, let's see if God will keep His promise!

**WL:** Listen carefully to the Bible lesson today. Bye, Tracker!

**Transition:** We know that we can depend on God to always keep His promises. We can find God's promises in the Bible. That reminds me of a special song about the Bible.

**Song 2:** "B-I-B-L-E Bible"

**Talk thru Genesis hand motions:**

Let's quickly review the lessons we've learned so far this quarter:

- **Creation:** bring hands up to form a world

- **Adam and Eve:** one forearm up for each name
- **Sin:** take your two forearms and cross them like an “X”
- **Cain and Abel:** two thumbs up and start a thumb war with yourself
- **Noah obeyed:** take your fist and pound it into your hand
- **A flood with a promise:** bring arms up like a flood and go up until you form a rainbow with your hands
- **The Tower of Babel, Babel, Babel:** create a pointed tower over your head
- **Abram said, “Let’s Go!”:** right hand up with strong pumping movement
- **Divided land:** both forearms up and together tight in front of you, then divide the arms
- **God’s Covenant:** take fingers and create sparkling stars over your head

## Pray

### Bible Lesson Introduction

**Pray:** Today we really want to learn more about our great God. Let’s pray and tell God we want to learn more about Him. Who would like to pray today? *Have a child lead your class in prayer.*

**Find It:** The Bible is divided into two parts called “Testaments” – the Old Testament and the New Testament. The Old Testament tells us about things that happened before Jesus came to earth as a little baby. The New Testament tells us what happened during Jesus’ life and right after He died, rose again, walked/ate with friends, and went back up to heaven. Genesis is in the Old Testament.

**Timeline:** Today we are studying chapter 21 in the book of Genesis. *Have children point to the Genesis lessons on the timeline.*

### Introduction to the Bible Lesson:

Let’s talk through all our Bible lessons to remind us about what we’ve learned in Genesis, so we are ready for our Bible lesson today. We’ll use hand motions to help us remember.

- **Creation:** bring hands up to form a world
- **Adam and Eve:** one forearm up for each name
- **Sin:** take your two forearms and cross them like an “X”
- **Cain and Abel:** two thumbs up and start a thumb war with yourself
- **Noah obeyed:** take your fist and pound it into your hand
- **A flood with a promise:** bring arms up like a flood and go up until you form a rainbow with your hands
- **The Tower of Babel, Babel, Babel:** create a pointed tower over your head
- **Abram said, “Let’s Go!”:** right hand up with strong pumping movement
- **Divided land:** both forearms up and together tight in front of you, then divide the arms
- **God’s covenant:** take fingers and create sparkling stars over your head

Abraham and his wife, Sarah, were so excited about having a baby boy. They knew God would keep His promise, so they waited, and waited, and waited. I’m sure Abraham even looked up at the stars at night and remembered God’s promise that there would be more people in his family than stars in the sky. There are more stars than anyone could ever count. That’s a lot of stars! But last week we learned they didn’t wait,

and Abraham had a baby with a lady named Hagar. That baby was named Ishmael. But what happened with Sarah; did she ever have a baby? Did God keep His promise?

## Scripture Outline: Genesis 21:1-21

### God keeps His promise

#### **Read Genesis 21:1-2 and 21:5**

**Recap:** Can you imagine? Abraham was 100 years old, and Sarah was 90 years old and they had a baby – just like God had promised! This was a huge miracle! That would be like your great-great-grandma and your great-great-grandpa having a baby! God kept His promise! *Have children give a thumbs up.* But what would they name this little boy?

#### **Read Genesis 21:3**

**Recap:** They named him Isaac. Do you know what the name Isaac means? (Laughter!)

*Introduce new Talk thru Genesis hand motion:*

- **Isaac is born, ha, ha, ha:** rock baby in your arms

*Due to content, we will skip Genesis 21:4.*

#### **Read Genesis 21:6**

**Recap and Paraphrase of 21:7:** Sarah's laughter was filled with joy, and she was amazed at how God kept His promise even though she was old. But I wonder how Hagar and Ishmael felt about baby Isaac.

### Hagar and Ishmael have to leave Abraham

#### **Paraphrase of Genesis 21:8-16:**

Remember, Abraham had another son – Ishmael – whose mother was Hagar. Ishmael was 14 years old when Isaac was born. When Isaac was a little boy, around your age, and Ishmael was a big boy, almost a man, Ishmael made fun of him, and Sarah didn't like it one bit! She told Abraham that Hagar and Ishmael had to go! Abraham felt very bad about it, but God promised him that they would be ok. Well, very early one morning Abraham gave them some food and water and sent them off into the desert. They had no idea where they were going, and they got lost. They wandered around in the desert for what seemed like forever. *Have children stand up and wander around the room. Then have them sit down in a random location.*

Then a terrible thing happened. They ran out of water. *Have children pretend they are thirsty.* They kept going because, well, what else could they do? *Have children stand up and walk around again.* Ishmael got weaker and weaker. Hagar thought he was going to die and couldn't bear to watch. *Have children lay down.* Hagar put him in the shade of a small bush and went off to cry. *Pretend you are crying.*

*Introduce new Talk thru Genesis hand motion:*

- **Hagar, Ishmael:** wipe a tear from each eye as you say each name

#### **Read Genesis 21:17-18**

**Recap:** God heard Ishmael crying, and He answered their prayers.



### Read Genesis 21:19

**Recap and Paraphrase of 21:20-21:** As soon as the angel stopped speaking, Hagar saw a well that she could get water from. *Optional: Give each child a small cup of water.* God heard Ishmael and Hagar cry out to Him, and He answered them! Hagar ran to the well, filled their water bottle, and gave Ishmael a drink.

God was with Ishmael as he grew up. He lived in the desert and ended up having twelve sons! Hagar and Ishmael could depend on God, too!

## Conclusion

What do you think? Did God take good care of Abraham and Sarah? Did God take good care of Hagar and Ishmael? Did God keep His promises, even though Abraham and Sarah sinned? (Yes) God loves us very much, and we can patiently depend on Him for everything.

Do you remember when God told Abraham that he would have a big family, like the stars? Well, God had a plan, and even though Abraham and Sarah didn't follow it exactly, God's plan still happened. Abraham had Isaac, and Isaac had sons, and they had sons, and on and on till one day, God's big plan happened! Jesus, His one and only Son, was born from Abraham's family! Jesus is the blessing God told Abraham about many, many years before! God's plan was to have Jesus come to earth, live a perfect life, and then die on the cross to save us from the punishment for our sins!

## Do Right and Feel Right

Should you depend on God, too? (Yes) This begins when you trust in Jesus to save you from your sin and make Him the leader of your life. *Review the Wordless Book.* Once you have done that, you can learn more about depending on God by listening to Bible lessons and obeying them and wait on God to do what only He can do. Doing these things will help us to feel peaceful as we patiently depend on God for everything!

## Review Questions: What did we discover today?

1. Did Abraham and Sarah have to wait a long time or a short time to have a baby? (A long time)
2. Did God keep His promise? (Yes)
3. What was the baby's name? (Isaac)
4. What does the name Isaac mean? (Laughter)
5. Did Hagar and Ishmael have to leave Abraham and their home? (Yes)
6. Did God hear Hagar and Ishmael when they cried? (Yes)
7. Does God care about little things and big things? (Yes)
8. Who took care of Hagar and Ishmael after they left Abraham? (God took care of them)
9. Can you patiently depend on God for everything? (Yes)

## Discover Time

**Transition to Discover Time:** *As you walk to Discover Time, occasionally stop and freeze. Have children patiently be still and not move until you say “unfreeze.” Repeat several times as you walk to your Discover Time station.*

**Do Right:** I will patiently depend on God for everything.

**Goal:** To teach children to patiently depend on God.

**Location A: Mission Station** – *The mission lesson can be downloaded from the DLG website.*

**Location B: Box Station**

**Supplies:**

- Boxes

**Instructions for the DT Leader:**

1. Divide children into two teams. Assign a leader (Teacher or Shepherd) to each team.
2. Have each team work to build a super tall team tower.
3. Tell children that their leader will be their helper.
4. As the children collect boxes, the leaders should build a dependable foundation. Build a tower with a solid base so it will not fall over.
5. Challenge children to bring boxes to their leader as fast as possible to build the giant tower.
6. Point out how the leaders are dependable and how the children are patiently waiting for the leader to stack the boxes tall.

## Classroom Review Time

**Lead Teachers ~ Connecting the DT to the Lesson:** Could you depend on your leaders to help you? (Yes, they were dependable) How do you know you could depend on them? Did you have to wait patiently as they helped you? Do you know that when you need help, you can call out to God, and He will help you? That means you can always depend on Him, and He will always keep His promises. You can always depend on God for everything.

*Note: If your DT was in the Mission Station, please develop a connection to the Bible lesson.*

**Reviewing the Know Right:**

**Supplies:**

- Pictures from last week: storm, injured knee, grandpa sick in bed, going to daycare (see Resources Booklet)

**Instructions:**

Show pictures to children as you ask the following questions:

- Abraham learned to patiently depend on God. Did you learn how to patiently depend on God?
- Storm: When do we need to patiently depend on God? Can we depend on God to keep us safe in storms? What should we do if there is a storm? (Pray and say Bible verses)
- Injured knee: Have you gotten hurt while playing? Can we depend on God to heal us? Should we be patient as He heals us? Can we pray for those who are hurt?
- Sick grandpa: Has your grandma or grandpa ever been sick? Can you patiently depend on God to heal them? *If a child says their grandparent died, remind them that, if their grandparent believed in*

*Jesus, they are alive and 100% healed in heaven.*

- Daycare: This child looks scared walking into daycare. Can we depend on God to keep us safe when we're scared? Should we run away when we're scared or depend on God to keep us safe or help us find a new friend? (We should pray and depend on God)

### **Talk thru Genesis hand motions:**

Let's see if we can remember all our lessons with our hand motions!

- **Creation:** bring hands up to form a world
- **Adam and Eve:** one forearm up for each name
- **Sin:** take your two forearms and cross them like an "X"
- **Cain and Abel:** two thumbs up and start a thumb war with yourself
- **Noah obeyed:** take your fist and pound it into your hand
- **A flood with a promise:** bring arms up like a flood and go up until you form a rainbow with your hands
- **The Tower of Babel, Babel, Babel:** create a pointed tower over your head
- **Abram said, "Let's Go!":** right hand up with strong pumping movement
- **Divided land:** both forearms up and together tight in front of you, then divide the arms
- **God's covenant:** take fingers and create sparkling stars over your head
- **Isaac is born, ha, ha, ha:** rock baby in your arms
- **Hagar, Ishmael:** wipe a tear from each eye

### **Think Right Activity while waiting for parents:**

**Supplies:**

- Five small baby toys (to remind children of Isaac)

**Instructions:**

1. Have children close their eyes as you hide five toys.
2. The children who find the toys should stand together and say John 14:2.
3. Have children cover their eyes as you hide the toys again.
4. Repeat many times.

# Lesson 12

## Review Day

<b>Know Right:</b>	True wisdom comes from God's Word.
<b>Think Right:</b>	Romans 3:23 and John 14:2 (Top 12)
<b>Do Right:</b>	I will remember God's Word.
<b>Feel Right:</b>	I can feel wise when I remember God's Word.

## GET READY!

**This quarter, your labor in the Lord was not in vain. Every hour you invested in prayer, studying the lesson, and teaching or assisting in the classroom will make an eternal difference in the lives of your children. Be encouraged, God is at work, and He will help your children recall these lessons for years to come.**

**Pray:** Pray that the truths your children have learned this quarter will sink deeply into their minds and hearts and continue transforming them into true followers of Jesus.

**Read:** Review the lessons from this quarter.

### **Know Right: True wisdom comes from God's Word**

As we come to the end of the quarter, we take a day to remember and celebrate all that God has taught us through the study of His Word. Next quarter, we will return to the New Testament to learn how God's promise of a Savior came true. God bless you for humbly serving Him.

## GET SET!

### **Lead Teacher's Notes:**

- There will be no Discover Time this week as we will be reviewing the quarter. Use the outline below and have fun being creative. If you need help, contact your children's ministry leader early in the week for assistance.
- The text in the lesson is meant to guide your preparation, not to read to your children.

## Creative Ideas for the Bible Lesson:



GO!

## Pre-Service Review Game

Worship Leaders will lead children in a review game. Game details are in the Resources Booklet.

## Large Group Opening Time

**Offering:** Let's rejoice that we can give our money to God. *If children brought offering money, have them bring their offerings at this time. After they sit back down, remind children that God is the one who provides all the money that our families earn, and have them clap and cheer for God.*

### Think Right verses: Romans 3:23 and John 14:2

I'm going to see if you remember the verses we've learned this quarter. Are you ready? If you know the answers, pop up and then let's all recite the verse! *Leaders, be sure to clap between each verse.*

What verse tells us God is preparing a place for us in heaven? (John 14:2)

**"In my Father's house** (hands above head and meet at a point) **are many rooms** (arms opening in front of you); **if it were not so** (shake finger), **I would have told you** (two pointer fingers move from mouth outward). **I am going there** (two pointer fingers point way up) **to prepare a place for you** (two pointer fingers point to children)." **John 14:2**

What verse tells us that we have all sinned? (Romans 3:23)

**"For all** (hands from center going outward) **have sinned** (two thumbs down and look sad) **and fall short** (squat) **of the glory of God** (stand up while pointer fingers twirl pointing up)." **Romans 3:23**

Now let's Talk thru Genesis. *Have children complete the hand motions. Optional: Video tape and allow parents to watch after class.*

- **Creation:** bring hands up to form a world
- **Adam and Eve:** one forearm up for each name
- **Sin:** take your two forearms and cross them like an "X"
- **Cain and Abel:** two thumbs up and start a thumb war with yourself
- **Noah obeyed:** take your fist and pound it into your hand
- **A flood with a promise:** bring arms up like a flood and go up until you form a rainbow with your hands

- **The Tower of Babel, Babel, Babel:** create a pointed tower over your head
- **Abram said, “Let’s Go!”:** right hand up with strong pumping movement
- **Divided land:** both forearms up and together tight in front of you, then divide the arms
- **God’s covenant:** take fingers and create sparkling stars over your head
- **Isaac is born, ha, ha, ha:** rock baby in your arms
- **Hagar, Ishmael:** wipe a tear from each eye

**Transition:** Our God is so awesome! There is only one true God that we should praise. Let’s use this song to praise Him!

**Song 1:** “Praise the Lord”

**Transition:** I like to sing praise songs to our awesome God with you! And you know what? Your singing makes God smile! I can’t wait to tell Tracker how awesome God is.

### **Puppet Skit: Tracker reviews Genesis**

**T:** Boy, oh boy \_\_\_\_\_, we’ve been learning about Genesis for almost forever! Like 12 weeks! *(have Tracker count to 12)* That’s a long time!

**WL:** Yep, Tracker, it is. Next week we’re going all the way to the New Testament, so we can talk about when Jesus was born.

**T:** That’s super-de-duper cool! But what if we forget what we learned in Genesis?

**WL:** We aren’t going to forget. We have a fun way of remembering Genesis, right preschoolers? We can talk right through Genesis. Kids, let’s show Tracker... *(do Talk thru Genesis hand motions: Creation; Adam and Eve; Sin; Cain and Abel; Noah obeyed; A flood with a promise; The Tower of Babel, Babel, Babel; Abram said, “Let’s Go!”; Divided land; God’s covenant; Isaac is born, ha, ha, ha; Hagar, Ishmael)* Great job, kids!

**T:** Wow! That was super-de-duper cool!

**WL:** See Tracker, if we remember those hand motions, we’ll remember Genesis. And God wants us to remember what we learn here at church. So, today we are going to go back and review some of our lessons before we go on to the New Testament.

**T:** That sounds like fun! I gotta get goin’ so I can review those hand motions before class....and teach ‘em to Cami!

**WL:** Great idea, Tracker! Preschoolers, you can practice your hand motions at home, too.

**T:** Bye, everyone!

**WL:** Bye, Tracker!

**Transition:** We are going to have such a great time today – but first let’s worship God with a song.

**Song 2:** “When I Look”

**Pray**

## Lesson Review Activity

### Instructions:

Select five or six of your favorite lessons and find props for each lesson (see lesson for ideas). Set up props for each lesson in different areas of your room or throughout your children's ministry space. Or make a prop bag for each lesson and place bags around your room or throughout the whole area. Use the prop to briefly review the lesson. You will have 40 minutes to travel to different locations, which means you will have 5 minutes at each station with 4 minutes to travel between stations.

**Lead Teacher's Note:** *If you have multiple services, connect with teachers at other services to share props.*

### **Lesson 1: God creates the world / Lesson 2: God creates Adam and Eve**

**Prop ideas:** globe, container of water, birds, animals, male and female action figures or a mirror

The Bible tells us that God created the world. How big is the world? *Have children stretch their arms wide.* God is super big, and He created the whole world. But how did this happen? It happened in six days. Can you count to six while pointing to your fingers? Let's review how God created the whole world in six days.

- On day one, He started by creating light and darkness which He called day and night.
- On day two, He made the sky.
- On day three, He made the seas, and dry land. He also created all kinds of different plants.
- On day four, He created the sun, moon, and stars.
- Then on day five, He created fish and birds.
- On day six, God made the animals and people. When God was done creating, He looked at everything He created and said it was very good! *Have children repeat, "It was very good" and give a thumbs up.*
- Do you know what God did after He had created everything? On the seventh and last day, He rested.

Think about all that God has made – day and night, the sky, the seas and land, trees and plants, the sun, moon, and stars in the sky, fish and birds, animals, and finally, people like us! God is the Creator of the whole world and all the planets and everything. And our Creator loves each of us so much! He created \_\_\_\_\_, and \_\_\_\_\_, etc. (*insert names of children*). He created us all!

Adam was the name of the man God created. God took dust from the ground, and He formed (made) a man from it. God made Adam's eyes, nose, and mouth. He made his arms and legs, his heart and brain, even his fingernails! After God created Adam, He made him come to life which is something that only God can do. He gave him a beautiful place to live called the Garden of Eden. Adam had everything he could ever want in the garden, and God only had one rule. He told Adam that he could eat from any tree except one. God told Adam he could not eat from the tree of the knowledge of good and evil. God gave him a very special job. He brought all of the animals to him, so Adam could name each of them. But when Adam was finished naming all of the animals, there wasn't another person like Adam that could be a perfect helper. So God created a wife for Adam named Eve. Adam and Eve lived together in God's perfect garden with all the animals. Everything was perfect.



### **Lesson 3: Sin enters the world**

**Prop idea:** stuffed snake

After God created Adam and Eve and put them in the garden to live, they obeyed God for a while, and everything seemed perfect. They weren't afraid of anything, they never got mad at each other, and they were happy all the time. They were able to be with God and listen to Him every day. Their home was perfect. Adam and Eve had everything they could ever want. But one day, the devil, whose name is Satan, turned himself into a snake and came to Eve. Do you remember what he did? He tried to convince Eve to disobey God. What is it called when we disobey God? (Sin) Do you remember the one rule that God gave Adam and Eve? He told them they couldn't eat the fruit from the tree of the knowledge of good and evil or they would die. That was the only rule Adam and Eve had to follow. Satan tried to convince Eve that if she ate the fruit from the tree, she wouldn't die but she would actually become like God. Oh, no! Satan was trying to trick Eve. We can never be like God. God is perfect and without sin. Well, Eve believed Satan's lie, and she and Adam ate the fruit from the tree they were not supposed to eat from.

After they ate the fruit, everything changed! They now knew what it meant to be afraid. They were even afraid of God. They knew they had disobeyed, and they were afraid and ashamed, so they tried to hide from God. But God knows everything, and He knew that Adam and Eve had sinned. There is always a punishment for sin; remember what God told them about eating from the tree they weren't supposed to eat from? They would not be able to be with their Creator God forever! Why? Because God is perfect, and He cannot be near sin. After they sinned, they had to leave the perfect place —the Garden of Eden. They could not live with God forever. They were separated from Him. That is very sad.

### **Lesson 4: Cain sins against Abel**

**Prop ideas:** Vegetable or fruit, a stuffed animal

After Adam and Eve left the garden, God still loved them and took care of them. Their new home was not as nice as the Garden, but they had food and each other. In time, they had two children. Their names were Cain and Abel. *Have children hold up their two thumbs to represent the two boys.*

When Cain grew up, he became a farmer and grew wonderful fruits and vegetables. When Abel grew up, he raised animals. Cain grew fruits and vegetables, and Abel raised animals, so those were the things they would bring to God. One day Cain brought his fruits and vegetables as an offering to God. Abel also brought an offering to God. Able loved God and gave Him his very best. Cain did not bring his offering to God out of love. God was pleased with Abel's offering, but he did not accept Cain's offering. God loved Cain and Abel and wanted them both to love and trust Him.

When God did not accept Cain's offering, Cain got really mad and became jealous of Abel. Cain was jealous because God would not accept his offering like He accepted Abel's offering. He probably thought that wasn't fair. God gave Cain a chance to stop sinning and do what was right. But Cain didn't want to obey. So instead of listening to God, Cain got so angry that he sinned and did a terrible thing. He hurt Abel. Oh, no! Hurting someone is definitely a sin.

Cain refused to admit that he had done something wrong. Instead, he sinned again by lying to God. He refused to confess and admit that he had hurt his brother, but God knew what Cain had done. Remember, God knows everything. The sad thing is that because Cain refused to admit he sinned, there were consequences. Cain had to leave his home, and he couldn't farm anymore.

After Cain left his home, God gave Adam and Eve another son. They named him Seth. Seth grew up and had many children. Seth and his children trusted and loved God.

## **Lesson 5: Noah builds the ark**

**Prop idea:** hammer

Many years after Adam and Eve had Seth, a grandson named Noah was born. Noah loved and obeyed God, but he and his family were the only ones who did. Everybody else that lived during that time did not love and obey God. Everywhere there was sin, sin, and more sin. This made God sad. He had created people to live with Him and obey Him. Remember, God is perfect, and He can't have anything to do with sin.

God knew the people were sinning all the time, so He decided to destroy everything that lived on the earth. But God loved Noah, and He had a good plan to save Noah. He told Noah to build a huge ark; remember, an ark is a giant boat. God gave Noah very specific instructions on how to build the ark and what to take into it. God told Noah He was going to send a flood. That means water would fill the whole world and there wouldn't be any dry land. Nobody would be able to live through the flood without God's help! But the only people who trusted God were Noah and his family. Nobody else in all the world believed God. After Noah finished building the ark, God told Noah to take at least two of every kind of animal and bird into the ark with him and his family.

Noah had to trust and obey God. He would have to obey by building an ark, bringing in the animals, and have it all ready before the big flood came.

## **Lesson 6: God floods the world**

**Prop ideas:** container of water and a rainbow

After Noah was finished building the ark, God told Noah to take at least two of every kind of animal into the ark. He also had to take enough food for the animals and his family. After Noah and his family and all the animals were in the ark, God Himself shut the door. Noah and his family were safe, but everybody else on the earth died in the terrible flood waters that filled the whole earth. It rained and rained and rained for 40 days.

Finally, after the rain stopped, God sent a wind, and the water started to go down, down, down until the ark landed on a mountain. Even after the rain stopped, they had to wait a long time before they were able to leave the ark. Imagine how thankful Noah must have been when it was time to leave the ark. God kept His promise to Noah and his family.

Noah was so thankful that he made an offering to God. This pleased God, and He made a special promise to never destroy all living things (people, birds, and animals) again. Then He told Noah that He would give him (and us) a sign of that promise. He said that when it rained, He would send a rainbow to remind us of His promise. Have you ever seen a rainbow? Whenever you see one, you can remember that God keeps His promises.

## **Lesson 7: The Tower of Babel is built**

**Prop ideas:** LEGO tower, a book of foreign languages

After the flood, Noah's three sons had families and their children had families until there were many people all over the earth again. Everybody who lived on the earth spoke one language. There wasn't Spanish or French or English – just one language. So how did we get all the languages we have now? From the Bible, we learn there was a time when the people decided they wanted to build a huge tower right up to heaven. Here's what they said: *Read Genesis 11:4.* They wanted to be famous so everyone would know how great they were. But should people want to be great and famous, or should they want everyone to know how great God is? (How great God is)

Now let's talk about the tower. The people wanted to build a tower that reached all the way up to heaven! Boys and girls, is it possible to build a tower to get to heaven? (No!) Did you know that even today many people think they can get to heaven their own way by doing good things – like going to church or giving money to the church. Those things are good, but they don't get us to heaven. We can only get to heaven through Jesus. God tells us that believing in Jesus to save us from our sin is the only way to heaven. *Opportunity to review the Wordless Book.*

Well, God knew they were doing things their way and not His way as they built the tower. So, He made a decision to stop the people from building the tower by making them speak many different languages. That made the people all confused. When the people discovered they couldn't understand each other anymore, they stopped building the tower and eventually they began to move away from each other to live with other people who could understand their language. We should always remember to do things God's way, not our way.

## **Lesson 8: Abram and Lot divide the land**

**Prop idea:** homemade map with a dry desert side and a lush green side

Do you remember learning about a very special man named Abram? From the Bible, we learn that Abram lived in a place called Haran with his whole family. He got married to Sarai, but they were not able to have children. Abram had a pretty good life, and he was probably pretty happy and comfortable. Then one day something amazing happened to him. God told Abram to leave his family and his home and go to a place that God would show him. Wow! God wanted Abram to pack up everything he had and just go! Then He made a promise to Abram. God promised Abram that he would become a great nation. That meant Abram would have a super large family.

Abram obeyed God, packed up his stuff, took his wife and everything he owned, along with his nephew Lot, and left his home. The Bible says that during Abram's long journey, God appeared to Abram. God showed him a special land and told Abram He would give that land to Abram's children someday.

When Abram and Lot got to the place God led them to, they started to make a place there to live. But it got really crowded – too crowded! Pretty soon it was so crowded there wasn't enough food for all of Abram and Lot's sheep. So, they decided to separate and live in different places. Abram trusted that God would take care of him and his family, so he let Lot choose where he wanted to live. When you looked one way, the land was green and lush – with water and great grass for sheep to eat. When you looked the other way, the land was dry – not as much grass for sheep. The Bible tells us that Lot chose what he thought was the best land – the land that was green and lush, and Abram got the land that wasn't as nice. But God made a promise to Abram. He promised Abram that all of the land – everything, including the land Lot lived on – would belong to his family and would someday be called Israel.

## **Lesson 9: God makes a covenant with Abram**

**Prop idea:** stars

After Abram and Lot separated to live in different places, God came to Abram and told him He would take care of Abram and reward him. He made Abram a promise. God promised Abram that he and Sarai would have a son. Now that was a big promise because Abram was a really old man. He was a grandpa's age. But God didn't stop there. He not only promised Abram a son, but God also promised Abram there would be a lot of people born into his family. In fact, God told Abram there would be so many people that they would be more than the number of stars in the sky. Have you ever tried to count the stars in the sky? How could any person ever count all the stars in the heavens? What promise was God making to Abram? Even though Abram was very old and had no children yet, his family would be huge – so huge no one would be able to count them all!

God also again made a promise to Abram that the place where he lived, all the land, would be given to Abram's family someday. Abram fell asleep, and God showed him in a dream what would happen to his family in the future. God wanted Abram to know that He knows everything. That is why we can always trust in Him.

## **Lesson 10: Abraham and Hagar have Ishmael**

**Prop idea:** doll with the name "Ishmael" on it

After God made a promise to Abram that he and Sarai would have a baby, it didn't happen right away. Abram was a really old man now, even older than a grandpa, and Abram and Sarai were growing impatient. Instead of waiting on God, Abram and Sarai decided to do things their own way instead of God's way. Sarai told Abram to have a baby with her helper maidservant, Hagar. Sarai thought this would be the only way they could have a son. Instead of depending on God and waiting for Him to fulfill His promise, Abram listened to Sarai and had a son with Hagar.

Well, as soon as Hagar found out she would have a baby, she began to hate Sarai. This caused Sarai to be mean to Hagar. When you are mean to another person, what is that called? (Sin) Sarai sinned by not depending on God and by being mean to Hagar. Hagar sinned by hating Sarai.

So, because Sarai was mean to Hagar, Hagar decided to run away. God sent an angel who told Hagar to go back and do what Sarai told her. Then He told her that she would have a son, and his name would be Ishmael.

But wait, did God forget His promise to Abram? (No way!) More time passed by, and Abram and Sarai still did not have a baby. They were now really, really old. God spoke to Abram again. This time He changed their names to Abraham and Sarah. He also told Abraham that he and Sarah would have a son. They laughed when they heard that they were going to have a son when they were super old. God told Abraham to name his son Isaac. Isaac means laughter. Can God do anything? (Yes!) God could give Abraham and Sarah a baby even in their old age.

## **Lesson 11: Abraham and Sarah have Isaac**

**Prop idea:** doll with the name Isaac on it

Finally, the time had arrived. When Abraham was 100 years old and Sarah was 90, they had a baby – just like God had promised. This was a huge miracle. That would be like your great-great-grandma and your great-great-grandpa having a baby! God kept His promise.

Remember that Abraham had another son, Ishmael, whose mother was Hagar. When Isaac was about your age and Ishmael was a teenager, Ishmael made fun of Isaac. Sarah didn't like that one bit. Sarah told Abraham that Hagar and Ishmael had to go. Abraham felt bad, but God promised Abraham he would take care of Ishmael. So, Abram listened to Sarah, and he gave Hagar and Ishmael some food and water and sent them away.

After they left, a terrible thing happened. They ran out of food and water. Hagar thought they were going to die, so she set Ishmael in the shade under a bush and went off to cry. She could hear Ishmael crying also. But something amazing happened. God heard Hagar and Ishmael crying, and He helped them. An angel spoke to Hagar telling her to not be afraid, God would take care of them.

As soon as the angel finished speaking, Hagar saw a well she could get water from and filled their bottle and gave Ishmael a drink. God kept His promise, and Ishmael grew up and eventually had a family. Hagar and Ishmael could depend on God, too!

Do you remember when God told Abraham that he would have a big family, like the stars? Well, God had a plan, and even though Abraham and Sarah didn't follow it exactly, God's plan still happened. Abraham had Isaac, and Isaac had sons, and they had sons, and on and on till one day, God's big plan happened! Jesus, God's one and only Son, was born from Abraham's family! Jesus is the blessing God told Abraham about many, many years before. God's plan was to have Jesus come to earth, live a perfect life, and then die on the cross to save us from the punishment for our sin!

## **Classroom Review Time**

### **Reviewing the Know Right:**

#### **Supplies:**

- Optional: snack for each child

#### **Instructions:**

1. Review the Talk thru Genesis hand motions.
2. Say: Let's see if we can remember all our lessons with our hand motions!
  - **Creation:** bring hands up to form a world
  - **Adam and Eve:** one forearm up for each name
  - **Sin:** take your two forearms and cross them like an "X"
  - **Cain and Abel:** two thumbs up and start a thumb war with yourself
  - **Noah obeyed:** take your fist and pound it into your hand
  - **A flood with a promise:** bring arms up like a flood and go up until you form a rainbow with your hands
  - **The Tower of Babel, Babel, Babel:** create a pointed tower over your head

- **Abram said, “Let’s Go!”:** right hand up with strong pumping movement
  - **Divided land:** both forearms up and together tight in front of you, then divide the arms
  - **God’s covenant:** take fingers and create sparkling stars over your head
  - **Isaac is born, ha, ha, ha:** rock baby in your arms
  - **Hagar, Ishmael:** wipe a tear from each eye
3. Divide children into small groups and ask them what their favorite lesson was and why.
  4. Optional: Have a special snack.

### **Think Right Activity while waiting for parents:**

#### **Supplies:**

- Plastic animals or pictures/ drawings/ models of animals
- Ark (a simple ark can be made from a tissue box)
- Song “King of Jungle”

#### **Instructions:**

1. Have children close their eyes as you hide the animals.
2. Have children open their eyes and search for the hidden animals. When they find an animal, they should put it in the ark.
3. Each time all the animals are found, and the ark is filled, recite John 14:2 as a class.
4. Repeat as time permits.

# On Track Map

## Topical Lesson: The Bible is Truth

<b>Know Right:</b>	The Bible is true because it is God's Word.
<b>Think Right:</b>	"All Scripture is God-breathed and is useful for teaching, rebuking, correcting, and training in righteousness, so that the man of God may be thoroughly equipped for every good work." 2 Timothy 3:16-17
<b>Do Right:</b>	I will trust the Bible is true because it is God's Word.
<b>Feel Right:</b>	I can feel peaceful when I trust the Bible is true.

## GET READY!

This lesson is designed to help children know the Bible is the book of truth. When asked why they believe the Bible is true, they need to be confident in its truth. God orchestrated history beautifully to prove the Bible's authenticity. He knew people would have questions, and He provided amazing ways for us to have confidence that the Bible is His Word and is trustworthy. Spend time this week praising God for His Word, the Bible.

**Pray:** Pray that God will give you a clear understanding of Scripture and that the children in your class will truly understand that the words in the Bible are all true.

**Read:** 2 Timothy 3:16-17

**Know Right:** The Bible is true because it is God's Word

## GET SET!

### Lead Teacher's Notes:

It's very easy to assume that preschoolers who have attended church and who are growing up in Christian homes know what the Bible is. The reality is they don't. They may know that it is a book we talk about at church, but what is in it is still a mystery. In this lesson, we want to communicate two things: that the Bible contains God's Word to us and that we can trust the Bible to be true.

### Creative Idea for the Bible Lesson:

Props: An envelope with a letter from Tracker (the letter should say: Dear friends, I am super glad you came to church today. I hope you love Jesus just as much as I do. Love, Tracker.), a birthday card, a puzzle, a globe or a map of Israel, a clay pot or a picture of a clay pot, a scroll, and a Bible. *This idea is written into the lesson.*



# GO!

## Pre-Service Review Game

Worship Leaders will lead children in a review game. Game details are in the Resources Booklet.

## Large Group Opening Time

**Offering:** We are going to worship God right now by giving our money. When we give our money to God, the church will use it to tell others about Jesus. *Or insert a specific way your church will use the offering.*

**Think Right verse:** *We recommend reviewing the current Bible verse, rather than the Think Right verse from this lesson.*

*Read the verse from the Bible and then demonstrate the actions. Repeat the verse several times while saying it in a loud voice, a quiet voice, and while jumping up and down.*

**Transition:** *You will need to develop a transition based on song choice.*

**Song 1:** *Song of your choice*

### Puppet Skit: Tracker's Envelope

**Prop:** *You will need a large envelope with "A Message for Tracker" written on the outside. Inside include a piece of paper that has the message that's in the script below. You'll also need to have a Bible within reach.*

**T:** *(staring intently at a large envelope sitting next to him)*

**WL:** What are you staring at, Tracker? You look a little confused.

**T:** Well, \_\_\_\_\_, ya see this envelope?

**WL:** Yes. It sure is big.

**T:** When I got up this morning, it was right there on my floor, right next to bed.

**WL:** That's interesting.

**T:** I'm not sure what it is. It's got sumthin' written on the outside, but I can't read yet. I see my name though ... T-R-A-C-K-E-R, Tracker.

**WL:** Would you like for me to read it to you?

**T:** Oh *(sigh)* \_\_\_\_\_, that would be so-o-o-o nice.

**WL:** It says, "A Message for Tracker."

**T:** A message? For me?

WL: Do you want me to open it for you?

T: Yes, yes, yes!

WL: *(pulls out the note)* Are you ready?

T: Yes, yes, yes! *(hop up and down)* Ple-e-ze, don't make me wait!

WL: It says, "My dearest Tracker. I want you to know that you are very special to me. You can't understand how much I love you because it's more than you can imagine. I would do anything to help you be the kid God created you to be. I wrote this just to remind you that no matter what happens, I am here to help you and will always love you. Love, Mom."

T: That is so special. I love my mom. I think I'll keep this letter forever. Would you help me learn how to read the words, so I can read it whenever I want?

WL: I would love to, Tracker. You know, your letter reminds me of my Bible. *(reach for the Bible)*

T: How's that?

WL: The words in the Bible are from God, and everywhere I look in my Bible, it tells me how much God loves me. It's not just true for me, Tracker, God's words are true for you, too!

T: Wow! That means I have two messages—one from my mom and one from God!

WL: And I will read either of them to you anytime you want. You just let me know.

T: Sounds good! I'll see ya later!

**Transition:** *You will need to develop a transition based on song choice.*

**Song 2:** *Song of your choice*

**Pray**

## Bible Lesson Introduction

**Pray:** Today we really want to learn more about God's Word, the Bible. Let's pray and ask God to help us understand exactly what the Bible is and why He gave it to us. Who would like to pray today? *Have a child lead your class in prayer.*

### Introduction to the Bible Lesson:

*Hold up the envelope. Guess what...someone sent us a letter. Should we open it? Let's read what the letter says. Read the letter to the class.*

What a nice letter! That was so thoughtful. Have you ever received a letter at your house? Or maybe you have received a special birthday card with a message inside. *Hold up a birthday card.* Do you think what they wrote was true? (Yes) You know it's true because the message was from someone who loves you. Well, did you know the Bible is a letter from God? Because God loves us, we can trust what He says is true. But did you know there are also other ways we can know the Bible is true?

## Lesson Outline

### **God used 40 people to write the Bible**

One of the ways we can know the Bible is true is that God told people what to write, and they wrote down what He told them. The Bible is a very big book with a lot of words written by a lot of different people. Actually, about forty different people wrote the Bible. Whoa! That's more than the number of people in this room! *Count the children and leaders in your classroom and explain how many more people would need to be in your classroom to make forty.* That is a lot of people!

When they wrote for God, everything they wrote fit together like a puzzle. *Show puzzle and put together a few pieces of the puzzle.* Everything fit together exactly the way God wanted it to go together, so we could understand exactly what God wanted to tell us.

Let's stand up and say together, "The Bible is true!", as we clap three times. *Have children stand and say, "The Bible is true!" as they clap.*

### **The Bible hasn't changed**

The second way we can know the Bible is true is that we have proof that it hasn't changed! Many years ago, around the time when many of your great grandparents were little like you, a young boy was watching his family's sheep and goats. He lived in a place called Israel. *Show a globe or map of Israel.* Someone who watches sheep and goats is called a shepherd. Do you remember learning from the Bible about shepherds? Shepherds were the first people to see baby Jesus after He was born!

Well, this shepherd boy was watching the sheep and goats when he discovered one of his animals was lost. Oh, no! He needed to go find it. While he was looking for it, he found a cave that he thought the animal might have gone into. Caves are dark and kind of scary and not very safe. So the boy threw a rock in the cave to see if the sheep had gone in there. He thought if the rock hit the ground, it might scare the animal into making noise or the sheep might come out on its own. But did you know that when the boy threw the rock in the cave, the rock hit some pots and they broke? *Hold up a clay pot or picture of clay pots.* That was a big surprise to the boy. When he went inside, he found pots and inside were pieces of paper rolled up into scrolls. *Show a scroll.* The scrolls were super old. Way older than the oldest person you know. Did you know that written on those scrolls were almost all the words that are written in the Bible? The words on those scrolls matched what is written in this Bible. *Hold up the Bible.* This proves that the Bible hasn't changed! Wow! That is amazing. But that is just like our amazing God to show us in many ways that what is written in the Bible is true.

Let's stand up and say together, "The Bible is true!", as we clap three times. *Have children stand and say, "The Bible is true!" as they clap.*

### **Prophecy**

The third way we can know the Bible is true is that when God says something is going to happen, it really happens! When God says something will happen, that is called a "prophecy". Can you say "prophecy"? A prophecy is what God tells us about the future. The Bible contains around two thousand prophecies that have already come true!

Here's how a prophecy works. God gave a message to a special messenger. The messenger told it to the

people. Then, later - maybe a little while later, or maybe hundreds or even thousands of years later - that exact thing happened. That is a prophecy – God telling us something that would happen in the future. Can we tell what is going to happen in the future? (No) Can we tell everything that will happen next week? (No) How about next year? (Of course not!)

Let's read from the Bible about one amazing prophecy that already happened. We are going to read a verse from the book of Micah, which is in the Old Testament. The Old Testament was written long before Jesus was born.

### **Read Micah 5:2**

**Recap:** This verse in the Old Testament is talking about Jesus being born in Bethlehem. This verse was written many years before Jesus was born. Isn't that amazing? God is all-knowing. He is the only One who knows what will happen in the future.

Let's stand up and say together, "The Bible is true!", as we clap three times. *Have children stand and say, "The Bible is true!" as they clap.*

## **Conclusion**

God gave us the Bible. This is a very special book that is true. Through many different people, God gave His message - a letter to us. By listening to the Bible, you can know God, discover how great He is, and learn to love Him.

## **Do Right and Feel Right**

I want to read my Bible and get to know God better. How about you? Is this something you want to do? You can ask someone to read the Bible to you or come to church each week to learn more. You can trust that everything written in the Bible is true.

## **Review Questions: What did we discover today?**

1. Is the Bible true? (Yes)
2. Is the Bible ever wrong? (No)
3. Whose words are in the Bible? (God's)
4. Did God use 40 men to help write the Bible? (Yes)
5. Who found the scrolls in the cave, a shepherd boy or little girl who was lost? (A shepherd boy)
6. Can you have your parents read a Bible lesson to you? (Yes)

## **Discover Time**

**Transition to Discover Time:** As we head to Discover Time, let's skip and shout, "The Bible is true!"

**Do Right:** I will trust the Bible is true because it is God's Word.

**Goal:** To help children to understand that the Bible is true.

## **Large Group – Option 1: Art Station**

### **Supplies:**

- Cardstock bookmark with a Bible, “God’s Word is true”, and “Read to me” (see Resources Booklet)
- Crayons or washable markers
- Heart stickers or colorful heart cutouts and glue

### **Instructions for the DT Leader:**

1. Say: God tells us in the Bible how much He loves us. The Bible also helps us know how He wants us to live. I love my Bible! I’m so glad God gave us the Bible so we can know more about Him. How about you? Is the Bible special to you?
2. Children will decorate their own bookmark with crayons or markers and hearts.
3. As they work on the project, talk about the child's favorite Bible lesson.
4. Challenge them to put their bookmark in their Bible or their parents’ Bible when they get home. It will remind them that the Bible is true, and it will also remind parents to read to their children.

## **Large Group – Option 2: Open Space**

### **Supplies:**

- Carpet squares or construction/manilla paper in three or four different colors (at least one per child; should be scattered on the floor, use masking tape to secure paper to the floor if you are using paper)
- Music

### **Instructions for the DT Leader:**

1. Say: In order to live God’s way, we have to know what the Bible says. Everything in the Bible is true, but we have to know what those truths are. If we have a question about whether or not we should say or do something, we shouldn’t just try to figure it out. We should check the Bible first because what it says is true.
2. Scatter the carpet squares/ paper around the room. (Use tape to keep them in place if the floor is slippery.)
3. As the music plays, children will hop with their feet together around the room, avoiding the carpet squares/paper. When the music stops, they will hop onto any carpet square/paper.
4. Randomly choose one of the colors. The children who are standing on that color will have an opportunity to respond to one of the following statements. They will have to decide if the Bible says this or not. After each response, turn on the music and have children begin hopping again. For each statement, choose a color to determine who will be part of the group that answers.
  - Does our Bible say God loves us? (Yes)
  - Does the Bible say we should be patient when waiting for our turn? (Yes)
  - Does the Bible say it’s ok to hit your brother if he hits you first? (No)
  - Does the Bible say we should pray? (Yes)
  - Does the Bible say we should be sassy to our parents? (No)
  - Does the Bible say we should be strong and courageous? (Yes)
  - Does the Bible say we should be mean? (No)
  - Does the Bible say it’s ok to yell at someone if they make us angry? (No)
5. Ask additional questions and/or repeat questions as time permits.

## Classroom Review Time

**Lead Teachers ~ Connecting the DT to the Lesson:** Today in our Discover Time we learned that God's Word is true!

### Reviewing the Know Right:

#### Supplies

- Bible

#### Instructions:

1. Show children your Bible, and ask them what their favorite Bible lesson is.
2. Find the lesson in your Bible and show them the name of the person or place and maybe read a verse or two to show that the lesson is in the Bible.
3. Repeat as time permits.

Note: If you have trouble finding a person or place in your Bible, have the DT Leader or Shepherd do a search on a Bible app, like Bible Gateway, to find the Scripture passage, so you can continue with the activity.

### Think Right Activity while waiting for parents:

#### Supplies:

- Beanbags
- Bucket
- Music

#### Instructions:

1. Have children sit in a circle and pass a couple of beanbags while listening to music. The bucket should be in the center of the circle.
2. Occasionally stop the music. All children who have a beanbag should stand up and say the verse. Then they can try to toss the beanbag into the bucket.
3. Repeat activity as time permits.

# Talk thru Genesis


Children will learn one or two new hand motions each week during worship and/or in the classroom. By the end of the quarter, children should be able to confidently “Talk thru Genesis.” *Say the word as you do the motion.*

- **Creation:** bring hands up to form a world
- **Adam and Eve:** one forearm up for each name
- **Sin:** take your two forearms and cross them like an “X”
- **Cain and Abel:** two thumbs up and start a thumb war with yourself
- **Noah obeyed:** take your fist and pound it into your hand
- **A flood with a promise:** bring arms up like a flood and go up until you form a rainbow with your hands
- **The Tower of Babel, Babel, Babel:** create a pointed tower over your head
- **Abram said, “Let’s Go!”:** right hand up with strong pumping movement
- **Divided land:** both forearms up and together tight in front of you, then divide the arms
- **God’s covenant:** take fingers and create sparkling stars over your head
- **Isaac is born, ha, ha, ha:** rock baby in your arms
- **Hagar, Ishmael:** wipe a tear from each eye



# Preschool Printable Resources

Year 1 - Quarter 1



**Topical Lesson - The Bible is Truth - God's Word is true bookmark**



**Lesson 1 Petting Zoo Creation signs (8.5x11 and 11x17)**



**Lesson 2 Art "God created \_\_\_\_\_" stickers (enough for 30 children)**



**Lesson 2 Think Right Children sinning and not sinning**




**Lesson 3 Box Sin and not sin box signs**



**Lesson 6 Think Right God keeps His promises with rainbow**



**Lesson 7 Art**  
**I will do things God's way**



**Lesson 7 Think Right**  
**Wordless Book Matching Game**



**Lesson 9 Art**  
**God keeps His promises with stars**



**Lesson 9 Know Right**  
**Stars and Rainbows**



**Lesson 10 Think Right**  
**John 14:2 stars**



**Lesson 10 & 11 Know Right**  
**Depend on God pictures**

# The Wordless Book - Presenting the Gospel to children



The Wordless Book is the primary way we share the Gospel with children in the Discovery Land curriculum. You will notice that we refer to it on a weekly basis as you present the Gospel message.

Each color has a simple meaning and a key verse that will help children understand the true meaning of God's love and how they can have a personal relationship with Him now and for eternity.

The Wordless Book is a tool that outlines a clear Gospel message. For older children, you may feel that this tool has become repetitive, but after reviewing test results, we learned our older children know the key word, color, and verse, but often they do not know how to use it as a tool to share or defend their faith. Keep this in mind as you role model the Gospel message to your children each week.

Occasionally try using the Gospel outline without referring to the colors. After you are done, ask children what this reminds them of. Or begin sharing the Gospel by expressing the joy you have by being clean (saved) from the sin in your life.

It is important to tie in the joy of becoming part of God's family. When you become a Christian, God is your Heavenly Father and you join all Christians as part of His church family.

## Using the Wordless Book:

**Gold** - The gold page reminds us of God's love for us and how we, as Christians, can have confidence that someday we can go to heaven. John 14:2 says, "In my Father's house are many rooms; if it were not so, I would have told you. I am going there to prepare a place for you." Heaven is real...and is a perfect, literal place. It will be filled with happiness, joy, streets of gold, a perfect family, and the presence of God Himself.

But there is one thing that is not in heaven...and that is sin.

**Dark** - The dark page represents sin. Sin is anything we think, say, or do that is against God. Examples of sin are cheating, stealing, and gossiping. These are things that are not going to be in heaven and things that displease God. Romans 3:23 says, "For all have sinned and fall short of the glory of God." The penalty of sin is eternal death, meaning we can't go to heaven, but there is hope...

**Red** - The red page reminds us of Jesus. Jesus is God's only perfect Son who came to this earth to live a perfect life. Because of His perfect life, only He could take the punishment for our sin. Hebrews 9:22b says, "...and without the shedding of blood there is no forgiveness." Jesus did shed His blood, and because of that, He is the only way to heaven. It is not by good works (Ephesians 2:8-9), it is only through the gift of Jesus. It's a personal choice if we want to accept this free gift of Jesus. But wait, I need to tell you something...Jesus didn't stay dead, He rose again and had victory over sin!

**Clean** - The clean page reminds us that if we believe in these truths, our sin is forgiven. Acts 16:31 says, "Believe in the Lord Jesus, and you will be saved - you and your household."

Believe and you will be saved from the penalty/punishment of your sin. Your sin can be forgiven and you can be washed clean. But that is a choice that each individual needs to make.

**Green** - The green page reminds us that once you ask Jesus to forgive your sin, He wants you to grow closer to Him. It's a *relationship*, not a religion. He becomes the leader of your life. Because He is your leader, you will want to grow...like grass in the warm summer months (green). 2 Peter 3:18a says, "But grow in the grace and knowledge of our Lord and Savior Jesus Christ." We grow closer to Him by reading our Bible, praying, and obeying His Word.

This sounds pretty cool, doesn't it? No matter how old you are, it's a choice you have to make for yourself! You can choose today to accept this amazing truth. If you want to choose to ask Jesus to be your Savior and Lord, you need to pray, or talk to God, about it. God is real, and He can hear you when you pray.

If you'd like to make this decision, you can pray about it right now:

1. Admit you are a sinner...tell Him about the sin you struggle with and how you know they displease God. (**dark**)
2. Tell Him you believe that Jesus died and took the penalty for your sin. (**red**)
3. Personally ask Jesus to forgive you of your sin and become the leader of your life. (**clean**)
4. Thank Him for forgiving you and being the new leader of your life.

If you have truly asked Jesus to save you and be the leader of your life, you can know that your sin is forgiven and that you are a child of God!

## Additional Tips:

To help coach children toward salvation, the DL program provides the *Coaching Kids for Salvation* card.

### Coaching Kids for Salvation

**After the Gospel is presented by the teacher...**  
...during the lesson, invite children to a quiet location if they want to make a decision.

**Making sure the child is ready for salvation:**  
**Ask:** I think I know why you came to talk to me; but, would you tell me?  
Answers may vary from "I want to go to Heaven," "I have sinned," "I love Jesus," or "I don't know." If child says, "I don't know," encourage them to go back to class and you can talk more later.

**Checking to see if the child has an understanding of the Gospel:**  
**Ask:** Can you tell me anything about the Wordless Book?  
Allow the child to explain the Gospel to you. Don't expect perfection. Look for an understanding of sin and the need for Jesus to forgive them of their sin.

**Allowing the child to personalize the need for a Savior:**  
**Ask:** Have you sinned? How have you sinned?  
Show child *Romans 3:23* in your Bible.  
If the child denies sin in their life, they are not ready to go further in this discussion. If the child can tell you about sin and personalize that they have sinned, you can continue with the conversation.

**Ask:** Who can forgive your sin?  
Answer should be Jesus.

**Ask:** What did Jesus do for your sin?  
Show child *Hebrews 9:28* in your Bible.  
Have child put their name in the sentence, "Jesus died for \_\_\_\_\_'s sin."

**Ask:** What happened after Jesus died for you?  
Answer: "He rose again!" (*1 Corinthians 15:3b-4*)

DISCOVERY LAND

**Making a personal choice:**  
**Ask:** What would you like Jesus to do for you?  
Answers may vary: "Take away my sin," or "Take the punishment for my sin."

**Say:** In *Acts 16:31*, it says that if we believe in the Lord, Jesus Christ (point to the red page) you can be saved (dark page) from your sin (clean page).

**Ask:** Would you like to pray and ask Jesus to take away your sin?  
If a child says, "No," tell the child to continue to think about it through the week and ask to you next week if they would like to.

If a child says, "Yes," say, "Why don't you pray and tell Jesus you have sinned, that you believe in Him, and that you need Him to forgive your sin."

Allow child to pray. If the child needs coaching with words, inform them that you will help them, but they need to remember they are talking to God and they need to really mean what they are saying.

**Assurance of salvation:**  
**Following the prayer, ask:** What did Jesus just do for you?  
Allow child to answer: "He saved me from my sin."

**Ask:** How do you know?  
Allow child to answer: "The Bible tells me so."

*Hebrews 13:5b* teaches us that when we ask Jesus to be part of our lives, He will never leave us. Use your fingers (starting with your pinky) and say, "Jesus will never leave \_\_\_\_\_."

"I am so excited about the decision you made today. Why don't we go back to class and tell the Teacher/Shepherd about what happened." (Allow the child to explain what happened.)

Adapted from CEF salvation training.



DISCOVERY LAND

To assist you with presenting the Gospel and beginning to disciple a child, the DL program provides the *Believe It or Not?* booklet, the *Now What's Next?* booklet, and the *I Believe* bookmark.

The *Believe it or Not?* booklet explains the Gospel using Scripture, kid-friendly definitions, and the Wordless Book framework. It is a great tool to explain the Gospel to an interested child, and/or to send home with a child who wants to consider trusting Jesus as their Lord and Savior.



If a student chooses to trust Jesus as their Lord and Savior, the *Now What's Next?* booklet is a great introduction to what it means to live the Christian life. It briefly covers topics such as who they are in Christ, spiritual disciplines, such as worship and prayer, and being a part of the family of God.

Following a child's decision to trust Christ as their Savior, the *I Believe* bookmark can be filled out as a reminder of this important decision. The bookmark remains with the student and the tab at the end is filled out and turned in to DL leadership so we can rejoice with the student.



# Acknowledgements and Permissions

Sincere thanks to Shawn Thornton, Pastor of Calvary Community Church in Westlake Village, CA for the use of the Think, Do, and Feel Right concept. This idea, with the addition of Know Right, became the structure of each Bible-centered lesson in this curriculum. We greatly appreciate that he has allowed this idea to land and remain in this curriculum, so others can be equipped to teach children to Know, Think, Do, and Feel Right.

We are grateful for the invaluable partnership we have with Awana International and for granting us permission to reference Awana® within the Discovery Land curriculum and training materials. We have seen God use the relationship between this Sunday curriculum and mid-week Awana® ministries to create a strong and lasting impact on students around the world.

Awana is a registered trademark of Awana Clubs International. Used with permission. Appleton Alliance Association, Inc. operates independently from Awana Clubs International and is solely responsible for the contents of this curriculum.

Scripture taken from the HOLY BIBLE, NEW INTERNATIONAL VERSION®. NIV®. Copyright © 1973, 1978, 1984 by International Bible Society. Used by permission of Zondervan. All rights reserved worldwide.

LEGO® is a trademark of the LEGO Group. All rights reserved.

Play-Doh® is a trademark of Hasbro, Inc. All rights reserved.



# DISCOVERY

## LAND GLOBAL

In cooperation with



**Awana Africa**  
90-3rd Street/CNR Chinamano,  
Harare, Zimbabwe