

# DISCOVERY LAND

**Year 2 – Quarter 3  
Spring 2025**

**Preschool Curriculum**





# A Message from Kris Smoll

Dear Leaders,

Could you imagine what would happen if you and the other children's ministry leaders at your church united with parents to truly challenge kids to live with a solid biblical worldview? Spiritual conversions would happen during the week and on weekends. Kids would be coached to take the events and needs of the world and funnel them through the 4 Rights. Kids would see prayers answered, and the Bible would become a valuable tool to help them stand firm while lovingly witnessing to their peers. Hope, joy, peace, confidence, patience, and trust in God would begin to stabilize and bring God-sized excitement to this generation.

Where do we start, and what is our responsibility as a children's ministry leader? God placed us in the church age with the incredible power of the Holy Spirit, so we could confidently present the truth of God's Word to children who desperately need Him. We have the opportunity and honor to pray for kids by name and point them to truth in the classroom. As we begin our Spring quarter, let's refocus our minds on the importance of teaching a solid biblical worldview. Let's study hard, pray diligently, serve Him wholeheartedly, and challenge parents to read and complete Tracker Jr. with their kids each week.

Our time is limited, and the return of Christ is soon...let's race for the soul.  
2 Corinthians 6:2

Kris Smoll  
Executive Director of Discovery Land Global



# Table of Contents

## Year 2 – Quarter 3

Understanding the Curriculum .....	7
Syllabus.....	11
Quarter Overview .....	13
Lesson 1: March 2, 2025 – Jesus walks on water .....	15
Lesson 2: March 9, 2025 – Jesus teaches about being humble, like children .....	23
Topical Lesson: March 16, 2025 – Jesus understands us .....	31
Topical Lesson: March 23, 2025 – Jesus is our true friend.....	39
Lesson 3: March 30, 2025 – Jesus enters Jerusalem.....	47
Lesson 4: April 6, 2025 – Jesus rises from the dead .....	55
Lesson 5: April 13, 2025 – Jesus returns to heaven .....	63
Topical Lesson: April 20, 2025 (Easter) – He rocked, it rolled! .....	71
Lesson 6: April 27, 2025 – The Spirit gives fruit.....	77
<del>Lesson 7: Peter tells others about Jesus (not being used during this sequence)</del>	
<del>Lesson 8: Peter stands firm for Jesus (not being used during this sequence)</del>	
Lesson 9: May 4, 2025 – Peter obeys God .....	87
Lesson 10: May 11, 2025 – Peter escapes from prison.....	95
Lesson 11: May 18, 2025 – True wisdom comes from God’s Word .....	103
Topical Lesson: May 25, 2025 – Prayer.....	111
<b>Appendix</b>	
Lesson Review Questions.....	119
On Track Map Questions – Q3 .....	122
Pre-Service Review Game.....	123
Mission Lesson .....	125
Bulletin Boards .....	127
Bible Timeline Thumbnails .....	128
Worship Song List.....	129
Printable Resources .....	131
Wordless Book – Presenting the Gospel .....	133
Acknowledgements and Permissions .....	135



# Understanding the Curriculum

## Overview

The curriculum is designed to be a FUN, ENGAGING, and EFFECTIVE way to inspire kids to know and love God. It is strategic and purposeful and considers the spiritual development of children beginning at six months of age and continuing through their transition to middle school ministry.

The curriculum was developed to teach children:

1. **The Bible:** the big picture of the Old Testament and New Testament as a whole, unified revelation of God's truth to us.
2. **The Gospel of Jesus:** salvation by grace through faith as presented throughout the entire Bible.
3. **The Basics of Christianity:** life transformation through prayer, worship, evangelism, Scripture memory, baptism, communion, tithing, fellowship, serving, missions, etc. (complete list, by age, available in the On Track Map).

## Preschool Lessons are based on a KNOW RIGHT → THINK RIGHT → DO RIGHT → FEEL RIGHT structure

<b>Know Right:</b>	A key passage from Scripture – 2 Timothy 2:15
<b>Think Right:</b>	A key Scripture verse to meditate on during the week – Psalm 1:2
<b>Do Right:</b>	The challenge to live God's Word – James 1:22
<b>Feel Right:</b>	The result of applying the lesson and having a biblical worldview rather than a secular worldview – Psalm 23

## Leaders

Each class typically has three leaders: Lead Teacher, Discover Time Leader, and Shepherd.

### LEADER TIPS

All leaders remain with their class throughout the entire morning, engaging with children and assisting as needed.

Smaller classes may combine the DT Leader and Shepherd positions.

**Lead Teacher:** Responsible for teaching a solid Bible lesson that captures the children's attention and creates spiritual growth by following the curriculum, as well as providing leadership of the children and other volunteers throughout the morning.

**Discover Time Leader:** Responsible for leading a 15-minute educational, energetic, and interactive Discover Time activity as stated in the curriculum.

**Shepherd:** Responsible for encouraging and coaching children throughout the morning, including connecting children with friends and helping first-time visitors feel welcome.

## Preschool Program Overview

The program for preschool children is made up of six components:

1. Pre-Service Review Game
2. Large Group Opening Time
3. Bible Lesson
4. Discover Time
5. Know Right Review Activity
6. Think Right Review Activity

These pieces all tightly connect to produce an environment of Total Time Teaching where every minute matters and children are engaged in learning the main point of the lesson or an On Track Map objective.

### SUGGESTED SCHEDULE

:-20	Volunteers ready and prepared to welcome children as they arrive
:-15	Pre-Service Review Game
:00	Large Group Time
:15	Bible Lesson
:35	Discover Time
:50	Know Right Review Activity
:60	Think Right Review Activity
:65	Parents pick up children

## Pre-Service Review Game

### LEADER TIPS

Leaders who are not welcoming children as they enter should assist and encourage all children during the pre-game.

Make sure visitors feel welcomed and match them up with a new friend from your class.

The pre-service review game is designed to be a fun way to review previous lessons and topics from the On Track Map. It makes the most of that time when children are trickling in, and it is the first thing the parents see!

The pre-service review game instructions are found in the appendix.

## Large Group Time

Large Group Time is designed to:

- Introduce the concept of tithing and provide children with the opportunity to give
- Introduce the lesson of the day through music and puppets
- Teach children the Top 12 Verses

### LEADER TIPS

During worship through music, encourage children to be respectful and participate by doing the hand motions and/or just standing out of respect. Leaders should prevent and correct any disruptive behavior.



## Bible Lesson

The Bible lesson is a teacher-led, classroom experience that brings the Bible to life for children. The Gospel is woven into every lesson. There is a Scripture outline to help guide the lesson:

**Section heading:** This is for the teacher's information only (not dialogue).

**Read:** Scripture to read out loud to the class from your Bible.

**Recap:** After reading the portion of Scripture, take time to explain what it means. The "recap" often asks a question, defines key words, or restates the big picture of what you read at a child's level.

**Paraphrase:** This means you do not need to read it straight from the Bible (due to time, length of verses, or it is covering a difficult topic that needs to be made more child friendly). Please do not read the paraphrased text to your class directly from the curriculum.

### Suggested steps for preparing your Bible lesson:

1. Pray for God's direction and leading. Also spend time praying for your children by name.
2. Read the Scripture from your Bible and highlight key points. This curriculum is developed on the foundation of God's Word and the teaching of His truth by the Holy Spirit. It is critical that all leaders read the Scripture passage before reading the Bible Lesson Outline. Curriculum may contain errors, but the Bible is inerrant.
3. Read the review questions for the lesson.
4. Read the curriculum.
5. Plan your lesson.
6. Make your lesson come alive with props, pictures, or actions, utilizing the creative ideas in the curriculum.
7. Practice the lesson so you can bring the Bible to life with excitement in your voice and good eye contact with your children.
8. Teachers should always have their Bibles open during the entire lesson, so children know the account is coming from the Bible. Due to a limited amount of time and the value we place on teaching children that the narratives come directly from the Bible, please do not read the lesson from a Bible storybook.

## Discover Time

Discover Time (DT) activities are simple, non-competitive activities designed to engage and challenge children through hands-on learning. The preschool DT reinforces the main point of the Bible lesson. Occasionally, the DT activity will be used to make a "memorable picture" of the Bible lesson for children such as the feel, smell, or taste of something in the Bible narrative.

### LEADER TIPS

Make sure that you understand in advance how the DT connects to the lesson and how the activity is going to work. If you are unsure, contact your ministry leader. And remember, lead with enthusiasm; DTs are an exciting part of the morning for the kids!

## Know Right and Think Right Activities

Each lesson concludes with simple Know Right and Think Right activities. The Know Right activity reviews the content that was taught. The Think Right activity, which reviews the Scripture verse, is led by the DT Leader and/or Shepherd as children are dismissed, while the Lead Teacher hands out Tracker Jr. and connects with the parents.

### LEADER TIP

Reword review questions, turn them into True/False questions or offer multiple choice answers to better suit the age level of the class. The goal is to review and reinforce understanding.

## Classroom Resources

The following teaching tools are provided in the classroom:

- Bible Timeline
- Wordless Book
- Top 12 verses
- *Coaching Kids for Salvation* cards
- *Believe it or Not?* booklets
- *I Believe* bookmarks
- *Now What?* booklets
- Old and New Testament books of the Bible posters
- Feel Right poster

## Tracker Jr.

Tracker Jr. is our colorful, kid-friendly take-home paper for families of preschool children. It is an important way that we partner with parents. It educates them about what their child is learning and challenges them to apply the lesson in their home throughout the week. After completing the family challenge activity, children can return the coupon on the Tracker Jr. for a small prize.

# Preschool Syllabus

## Year 2 – Quarter 3

### Lesson 1: March 2, 2025

#### **Matthew 14:22-33**

- Know Right:** Jesus walks on water.  
**Think Right:** John 14:2 (Top 12)  
**Do Right:** I will trust in Jesus.  
**Feel Right:** I can feel good when I trust in Jesus.

### Lesson 2: March 9, 2025

#### **Matthew 18:1-5, 18:10-14**

- Know Right:** Jesus teaches about being humble, like children.  
**Think Right:** John 14:2 (Top 12)  
**Do Right:** I will celebrate that Jesus loves me.  
**Feel Right:** I can feel happy knowing that Jesus loves me.

### Topical Lesson: March 16, 2025 – Jesus understands us

- Know Right:** Jesus understands us.  
**Think Right:** Psalm 139:1-2  
**Do Right:** I will remember that Jesus understands me.  
**Feel Right:** I can feel loved because Jesus understands me.

### Topical Lesson: March 23, 2025 – Jesus is our true friend

- Know Right:** Jesus is our true friend.  
**Think Right:** John 3:16 (Top 12)  
**Do Right:** I can be friends with Jesus.  
**Feel Right:** I can feel happy with Jesus as my true friend.

### Lesson 3: March 30, 2025

#### **Matthew 20:17-19, 21:1-11**

- Know Right:** Jesus enters Jerusalem.  
**Think Right:** John 14:2 (Top 12)  
**Do Right:** I will worship Jesus as my King.  
**Feel Right:** I can feel joyful when I worship Jesus as my King.

### Lesson 4: April 6, 2025

#### **Matthew 26:1 – 28:7**

- Know Right:** Jesus rises from the dead.  
**Think Right:** John 14:2 (Top 12)  
**Do Right:** I will believe that Jesus died for my sin and rose again.  
**Feel Right:** I can feel thankful that Jesus died for my sin and rose again.

### Lesson 5: April 13, 2025

#### **Acts 1:1-11; 1 Corinthians 15:3-8**

- Know Right:** Jesus returns to heaven.  
**Think Right:** John 14:2 (Top 12)  
**Do Right:** I will believe that Jesus is alive in heaven.  
**Feel Right:** I can feel hopeful when I believe that Jesus is alive in heaven.

### **Topical Lesson: April 20, 2025 (Easter) – He rocked, it rolled!**

**Know Right:** Jesus is alive!  
**Think Right:** John 14:2 (Top 12)  
**Do Right:** I will celebrate and tell others Jesus is alive!  
**Feel Right:** I can be filled with joy knowing Jesus is alive!

### **Lesson 6: April 27, 2025**

#### **Galatians 5:22-23**

**Know Right:** The Spirit gives fruit.  
**Think Right:** John 14:2 (Top 12)  
**Do Right:** I will show the fruit of the Spirit.  
**Feel Right:** I can feel good when I show the fruit of the Spirit.

### **Lesson 7 (this lesson is not being used during this sequence)**

#### **Acts 2:22-41**

**Know Right:** ~~Peter tells others about Jesus.~~  
**Think Right:** ~~John 14:2 (Top 12)~~  
**Do Right:** ~~I will tell others the Good News about Jesus.~~  
**Feel Right:** ~~I can feel kind when I tell others the Good News about Jesus.~~

### **Lesson 8 (this lesson is not being used during this sequence)**

#### **Acts 3:1–4:22**

**Know Right:** ~~Peter stands firm for Jesus.~~  
**Think Right:** ~~John 14:2 (Top 12)~~  
**Do Right:** ~~I will tell others Jesus loves them.~~  
**Feel Right:** ~~I can feel courageous when I tell others about how much Jesus loves them.~~

### **Lesson 9: May 4, 2025**

#### **Acts 5:17-42**

**Know Right:** Peter obeys God.  
**Think Right:** Mark 12:30-31a (Top 12)  
**Do Right:** I will show self-control when obeying God.  
**Feel Right:** I can feel joyful when I obey God.

### **Lesson 10: May 11, 2025**

#### **Acts 12:1-18**

**Know Right:** Peter escapes from prison.  
**Think Right:** Mark 12:30-31a (Top 12)  
**Do Right:** I will confidently pray to God.  
**Feel Right:** I can feel confident when I pray to God.

### **Lesson 11: May 18, 2025 – Review Day**

**Know Right:** True wisdom comes from God's Word.  
**Think Right:** John 14:2 and Mark 12:30-31a (Top 12)  
**Do Right:** I will remember God's Word.  
**Feel Right:** I can feel wise when I remember God's Word.

### **Topical Lesson: May 25, 2025 – Prayer**

**Know Right:** God wants us to trust Him when we pray.  
**Think Right:** Proverbs 3:5-6 (Top 12)  
**Do Right:** I will trust God when I pray.  
**Feel Right:** I can feel happy when I pray.

# Quarter Overview

## Year 2 – Quarter 3

As we continue our walk with Jesus, we learn many important truths in the books of Matthew and Acts.

We should always trust in Jesus as we travel through the storms of this world and, just like Peter, we will be able to walk on the turbulent waters. We may become distracted by the wind and the waves, but when we cry out to Him, He will catch us before we sink.

After failing to learn from their Master's humility, the disciples argued about which one of them would be the greatest in the kingdom of heaven. Jesus took this opportunity to explain that He wants children to come into His kingdom and, in fact, grown-ups must change and become like children to enter as well. This example helps me to celebrate that Jesus loves me.

As we envision Jesus making His triumphal entry into Jerusalem riding on a donkey, we understand who He truly is because we live in the church age. But many of the Jewish people in Jesus' time, and even His own disciples, did not yet understand, even though He had told them how He would be betrayed, crucified, and raised to life. As Jesus approached Jerusalem, the people shouted "Hosanna!" (which means "save us now"). Their eyes were on this life, not the life to come. On Palm Sunday, Jesus was worshiped. Days later, He was crucified. Will we make the same mistake and fail to recognize Jesus for who He truly is? Will we worship Him only for a moment or a day or until life disappoints us? Or will we always worship Jesus as our King?

Jesus knew what was ahead as He made His way into Jerusalem among shouts of praise. He knew He was on His way to be betrayed, mocked, beaten, and crucified. He knew He was going there in our place to pay the full price only He could pay. The two criminals who hung on either side of Him on the day of His crucifixion are a reminder of the choice we all have. Will we be the one that rejects Him, to suffer an eternity of punishment, or will we believe that Jesus died for our sin and rose again?

Before He died, Jesus told His disciples that He would be raised to life on the third day. However, their behavior after Jesus' crucifixion reveals that the disciples neither understood nor believed this essential truth. Knowing this, Jesus responded to the disciples with patience and love, as He demonstrated in undeniable ways the reality of His resurrection. As we begin to walk with Jesus through the book of Acts, we can observe the 180° turn that the disciples made as they believed the truth about our risen Savior. Now we, too, can believe that Jesus is alive in heaven.

Forty days after His resurrection Jesus left this earth and ascended to the right hand of His Father. Thankfully, He did not leave His people alone. He sent a Helper, who would stay with us until the end. This Helper is one of the three Persons of God, the Holy Spirit. The Holy Spirit seals us in Jesus, guides us through this life, and bears fruit through us. When we trust in Jesus as our Lord and Savior, we can show the fruit of the Spirit.

**(Lesson 7 is not being used during this sequence)** ~~After we are saved by Jesus, we get to live for Him every day. God gives us the power to live for Him through the Holy Spirit. One thing the Holy Spirit gives us the power to do is to tell other people about Jesus, so they, too, can be saved and inherit the kingdom of God. That is an amazing privilege! The disciple Peter had the chance to tell others about Jesus, but before Jesus was crucified, he actually denied Him three times! Later, after Jesus' resurrection, Peter boldly explained the truth to a crowd, and many received eternal life. Peter's example should encourage us to do as he did and tell others the Good News about Jesus.~~

**(Lesson 8 is not being used during this sequence)** ~~Once again, we see Peter's bold faith when God used him to heal a disabled beggar. Peter capitalized on the opportunity and proclaimed the Gospel of Jesus to the gathered crowd. Many chose to believe. However, in spite of the obvious miracle, the religious leaders chose to reject the truth. They persecuted Peter and John by throwing them in jail and threatening them. But the Holy Spirit continued to supply these believers with courage, and they refused to stop speaking about what they had seen and heard. When we are faced with threats and persecution, what will we do? Will we give in to the pressure, or will we be like Peter and John and tell others that Jesus loves them?~~

Peter and the other disciples maintained their stand for the Lord and performed many more miracles that brought people to Christ. In their jealousy, the religious leaders threw the disciples in jail, Peter for the second time. The disciples were ordered to stop teaching in the name of Jesus, to which they replied, "We must obey God rather than men!" Now we know when we are faced with the choice to obey men or to obey God, it is God we must obey.

As Jesus had warned, the persecution of His followers continued. After King Herod had John's brother James executed, he threw Peter in jail (this was Peter's third time to be imprisoned). The church of believers began to earnestly pray for Peter. In the midst of his imprisonment, guarded by four soldiers at a time, Peter was able to sleep soundly. When the angel of the Lord arrived to free him, he had to strike Peter in the side to wake him up! God delivered another miracle and showed all believers that we can confidently pray to God, and He hears and answers our prayers.

As we come to a brief rest in this journey, we should take some time to consider all that we have learned. Jesus has taught us some incredible truths in Matthew and Acts – truths that we need to always remember and live by. Let's celebrate what Jesus has done this year and make the commitment to remember God's Word and use it.

# Lesson 1 – March 2, 2025

## Matthew 14:22-33

<b>Know Right:</b>	Jesus walks on water.
<b>Think Right:</b>	"In my Father's house are many rooms; if it were not so, I would have told you. I am going there to prepare a place for you." John 14:2 (Top 12)
<b>Do Right:</b>	I will trust in Jesus.
<b>Feel Right:</b>	I can feel good when I trust in Jesus.

## GET READY!

**How comforting it is to know that Jesus is always with us, even when we encounter difficulties in life! Instead of becoming overwhelmed by our current circumstances, we can choose to fix our eyes on Jesus and trust Him. This week, let's find ways to put this truth into practice. We can confidently trust in Jesus!**

**Pray:** Ask God to help your children stand firm, be courageous, and lovingly share what they believe with others.

**Read:** Matthew 14:22-33

### **Know Right: Jesus walks on water**

We should always trust in Jesus as we travel through the storms of this world and, just like Peter, we will be able to walk on the turbulent waters. We may become distracted by the wind and the waves, but when we cry out to Him, He will catch us before we sink.

## GET SET!

### **Lead Teacher's Notes:**

- Read Matthew 14:23. Do you ever just want to get away and pray? This week, spend time seriously praying for the children in your class before you prepare your lesson. You will be amazed what God will do.
- Ask God to bless you with creativity and plenty of time to really prepare this lesson, so it will be taught with excellence.

### **Creative Ideas for the Bible Lesson:**

1. Use a flannel board.
2. Find a picture online of Jesus walking on the water.
3. Act out the lesson by creating a boat in your classroom with tables and waves with blue sheets.
4. Use an aquarium with water and a small boat to teach the lesson.



# GO!

## Pre-Service Review Game

Worship Leaders will lead children in a review game. Game details are in the appendix.

## Large Group Opening Time

**Offering:** We are going to worship God right now by giving some of our money. When we give, our church uses the money to help people learn about trusting Jesus. *Or insert a specific way your church will use the offering.* Let's give joyfully now!

### Think Right verse: John 14:2

Today we have a new verse. It is in the book of John, chapter 14, verse 2. This verse talks about heaven. Do you know that in heaven God has room prepared for everyone who trusts in Jesus as their Savior? Heaven is a real place. It has golden roads and huge houses. And most importantly, we get to see Jesus in heaven. Listen as I read this verse from my Bible. *Read the verse from your Bible and then demonstrate the verse with very large actions.*

**"In my Father's house** (hands above head and meet at a point) **are many rooms** (arms opening in front of you); **if it were not so** (shake finger), **I would have told you** (two pointer fingers move from mouth outward). **I am going there** (two pointer fingers point way up) **to prepare a place for you** (two pointer fingers point to children)." **John 14:2**

Let's learn our actions for this verse together.

*Repeat several times while saying it in a loud voice and then a quiet voice.*

**Transition:** When I trust in Jesus, I want to sing praises to Him!

**Song 1:** "Today is the Day"

### Puppet Skit: Trust Jesus!

**T:** Hi ya, \_\_\_\_\_.

**WL:** Hi, Tracker. How are you?

**T:** Well, I had a real super scary thing happen to me this week.

**WL:** What happened, Tracker?

**T:** There's this really big kid in my neighborhood – his name's Gary. He's a big goat.

**WL:** Really?

**T:** Yeah. On Monday, Gary was bein' really mean to two littler kids. He stuck his tongue out at 'em and kicked dirt at 'em. They were really scareded.

**WL:** That's terrible! What happened?



T: Well, I saw it all happen, and I really just wanted to run home cuz I was scared!

WL: Did you?

T: I started to, but then this little voice in my head told me, "You gots to go back." And I said to that voice, "No, I don't gots to go back. I can run right home." But I knew I couldn't just leave those little kids to face big ole mean Gary all alone, so I went back.

WL: What happened next, Tracker?

T: Well, ya see, I really didn't know what I was gonna do once I gotted there, and I was scared!

WL: I bet!

T: Yeah, so anyway, when I gotted there an idea came to me. It didn't make a lot of sense, but I kinda knew it was the bestest thing to do.

WL: What was your idea, Tracker?

T: I went right up to Gary and said, "Hey, Gary, want to come over to my house? I gots a sandbox an' my mom just put lots of new sand in it. We could play an' have a snack an' stuff."

WL: What did Gary do?

T: At first he just looked at me. I thought I was a goner for sure! I closeded my eyes an' waited for him to hit me.

WL: Oh, no! Then what happened?

T: You'll never guess. Nothin' happened. I opened my eyes back up an' Gary was lookin' at me with his mouth wide open. He said, "You really want me to come to your house?" An' I said, "Uh, yeah, it'd be, um, fun." You should've seen the look on Gary's face! I thought big ole Gary might start cryin' right there in front of those littler kids he was pickin' on!

WL: Wow! So, then what happened?

T: Well, Gary dropped the kid he was holdin' an' we went to my house. An' you know what's weird, \_\_\_\_\_?

WL: What, Tracker?

T: I had fun! Gary's not so bad once ya get to know him. He told me he never had a friend before! He's comin' over tomorrow an' I'm gonna tell him about Jesus, cuz I think Gary needs a friend who'll always be there for him.

WL: That's awesome! Isn't it great how Jesus helped you to be brave? Not only did you help those little kids, but you also helped Gary, and I think Jesus had that in mind the whole time!

T: Cheese whiz, \_\_\_\_\_! I never thoughted of that! Do you really think so?

WL: I sure do, Tracker. He helps us to be brave, even when we're really scared.

T: Well, I gots to get goin', \_\_\_\_\_. Bye, kids! And remember, always trust God when you're scared! He'll help ya every time! See ya later!

WL: Bye, Tracker!

**Transition:** Tracker's right. You can always trust God to be with you when you're scared. He will help you be brave and do the right thing! And, when you're afraid, you can say Bible verses or sing songs to Jesus. When you do this, it shows that you are trusting Him. Now let's get up and sing a song to Jesus!

**Song 2:** "When I Look"

**Pray**

## Bible Lesson Introduction

**Pray:** *When you pray in class, always remind children that you are talking to God. Have children bow their heads, close their eyes, and fold their hands, so they can completely focus on God.*

**Find It:** Can you say the first four books of the New Testament? *Have children repeat after you while saying Matthew, Mark, Luke, John, and holding up fingers to match the order of the books.* Today we will be reading from the book of Matthew, the first book of the New Testament.

**Timeline:** We have been learning so much about Jesus. Where can we find Jesus on our timeline?

### Introduction to the Bible Lesson:

Do you remember what Jesus did in our lesson a couple of weeks ago with fish and bread? *Allow children to share.* He performed a miracle! He made enough fish and bread for the whole crowd to eat. Why? Because He cared for the people, and He cares for you! Today we are going to learn about another amazing thing Jesus did. Are you ready? Let me open my Bible and let's find out!

## Scripture Outline: Matthew 14:22-33

### Jesus dismisses the crowd

**Read Matthew 14:22-23**

**Recap:** After Jesus fed the 5,000 people, He told His disciples to get in a boat and go ahead of Him, while He dismissed all the people. After He told the people it was time to go home, He went to a quiet place to pray all by Himself.

Do you like to pray by yourself? When is your favorite time to pray? I like to pray \_\_\_\_\_ *(for example: in the morning or when I go to bed at night).* It's a great time to quietly talk to God and tell Him how I feel, ask Him for help, and tell Him how great He is!

### The disciples in the boat

**Paraphrase of Matthew 14:24:**

The disciples in the boat were floating on the water. The water pushed the boat far out from the land, where Jesus was praying. The waves and the wind rocked the boat. Uh, oh! How do you think the disciples felt? Were they confident that everything would be okay or were they afraid? *Have children rock back and forth like they are in a boat.*

### Jesus walks on the water

#### **Read Matthew 14:25**

*As you read, have children put their hands by their eyes as if they are looking.*

**Recap:** What? Let me read that again. *Read it again, highlighting that Jesus was walking on the water!* Can you imagine if you saw Jesus walking on water? That is a miracle that only God can do! How would you feel if you saw Jesus do that?

### The disciples see Jesus on the water

#### **Read Matthew 14:26-27**

**Recap:** When the disciples saw Jesus walking on the water, what do you think they did? Did they cheer, jump out of the boat to be by Him, or were they afraid?

The disciples were afraid, but Jesus told them not to be afraid. *Have children put their hands by their face and look afraid.*

### Peter gets out of the boat

#### **Read Matthew 14:28-29**

**Recap:** Peter trusted Jesus and got out of the boat, walked on the water, and went towards Jesus. *Have children stand up and pretend to walk on water.*

#### **Paraphrase of Matthew 14:30-33:**

But when Peter saw the wind and the waves, he became afraid and began sinking. Jesus quickly held out His hand and caught Peter. As soon as they got in the boat, the wind and the waves died down. Then those who were in the boat worshiped Jesus and told Him how great He was.

## Conclusion

Wow, Peter had to trust Jesus when he got out of the boat! How would you have felt when you got out of the boat – confident or maybe a little afraid?

## Do Right and Feel Right

Even though you are preschoolers, you can trust Jesus to care for you or heal you when you are sick. You can trust Him to answer your prayers and trust that He will always be with you. You can trust that the Bible is true. When you trust in Jesus, He will give you confidence to obey and do what is right. You can also trust that Jesus died on the cross for your sins. *Share the Gospel using the Wordless Book, and then give an invitation for salvation. If a child shows interest, have a leader talk to the child off to the side. Use the "Coaching Kids for Salvation" card to ensure the child is ready to make this decision.*

## Review Questions: What did we discover today?

1. What did Jesus do all by Himself in a quiet place? Hint: Fold your hands. (Pray)
2. When evening came, did Jesus walk on the water or the clouds? (The water)
3. Jesus walked on the water towards the disciples who were in a \_\_\_\_\_. (Boat)
4. When the disciples saw Jesus walking on the water, were they excited or afraid? (Afraid)
5. Who wanted to walk on the water towards Jesus – Peter or Zander? (Peter)
6. Did Peter trust Jesus enough to get out of the boat and try walking on water? (Yes)
7. Should we trust in Jesus? (Yes)
8. When can we trust in Jesus?

## Discover Time

**Transition to Discover Time:** The disciples were scared. Show me your scared faces. But Jesus told them to trust Him and not be afraid. Show me your happy faces that are trusting in Jesus. As we walk, when I say, “scared faces,” you make your scared faces. When I say, “trusting in Jesus,” show me your happy faces.

**Do Right:** I will trust in Jesus.

**Goal:** To review key points of the Bible lesson.

### Location A: Sand Station

#### **Supplies:**

- Water to make the sand damp
- Shovels
- Blue cones and/or buckets (one per child; spread around the sand to resemble waves)
- Optional: water sound effects



#### **Instructions for the DT Leader:**

1. Have children sit around the sand. Tell them to pretend the sand is water.
2. Allow children to build waves with sand. Demonstrate how to make waves by filling the cones and/or buckets with sand and then flipping them over. After waves are made, tell all children to sit on one side.
3. Say: Let's pretend we are Peter and Jesus and walk across the water. *Allow children to walk across the “water” and cheer.* How did Peter walk on water? (He trusted Jesus!)



**Discover Time Leader Tip:** If this activity is before the lesson, do the above but ask children how it would feel to walk on water.

## **Location B: Food Station**

### **Supplies:**

- Graham crackers – *check for allergies*
- Light blue frosting – *check for allergies*
- Plastic, non-serrated knives
- Tiny chocolate bars or nuggets (one for each child; to represent a boat) – *check for allergies*
- Optional: water sound effects



### **Instructions for the DT Leader:**

1. Allow children to frost a graham cracker as you talk about the water, waves, and wind from the Bible lesson.
2. When the cracker is frosted, allow children to add in a boat in the middle of their cracker.
3. Ask questions about who walked on the water (Peter) and how he was able to walk on water (he trusted Jesus).
4. Pray and then allow children to eat their crackers.

**Discover Time Leader Tip:** If this activity is before the lesson, discuss times that children have been in boats on a lake or ocean. Ask them if they ever walked on water.

## **Classroom Review Time**

**Lead Teachers ~ Connecting the DT to the Lesson:** What did you do in your Discover Time today? Did this activity remind you of our Bible lesson? Who trusted Jesus in the water in our Bible lesson? (Peter) How did Peter trust Jesus? (Peter got out of the boat and walked towards Jesus)

### **Reviewing the Know Right:**

#### **Supplies:**

- “Trust in Jesus” Matching Game – one set per table; pictures include: a sick person, a storm, a bandage, a child learning to ride a bike, a lost child, food, Wordless Book colors, a sad child, clothes, etc. (see appendix; print two copies for each set)

#### **Instructions:**

1. Play a simple matching game with children at tables.
2. Use the pictures as a talking point to reinforce how preschoolers can trust in Jesus.

### **Think Right Activity while waiting for parents:**

#### **Supplies:**

- Beanbags
- Bucket

#### **Instructions:**

1. Have children sit in the circle with the bucket in the middle.
2. Children will pass bean bags as they recite John 14:2.
3. When they finish the verse, have all children holding a beanbag to stand up and toss their beanbag into the bucket.



## Lesson 2 – March 9, 2025

Matthew 18:1-5, 18:10-14

<b>Know Right:</b>	Jesus teaches about being humble like children.
<b>Think Right:</b>	“In my Father’s house are many rooms; if it were not so, I would have told you. I am going there to prepare a place for you.” John 14:2 (Top 12)
<b>Do Right:</b>	I will celebrate that Jesus loves me.
<b>Feel Right:</b>	I can feel happy knowing that Jesus loves me.

### GET READY!

**Jesus reveals that children can teach us much about humility. This week, let’s thank God that He has put us in a position to teach and learn from children. What a gift! What might our children be able to teach us about humility? Let’s ask God to give us eyes to see and learn from these children as we prepare to lead them this week.**

**Pray:** Pray that the children in your class will fully understand and embrace the truth that Jesus deeply loves them both now and into the future.

**Read:** Matthew 18:1-5, 18:10-14

#### **Know Right: Jesus teaches about being humble like children**

After failing to learn from their Master’s humility, the disciples argued about which one of them would be the greatest in the kingdom of heaven. Jesus took this opportunity to explain that He wants children to come into His kingdom and, in fact, grown-ups must change and become like children to enter as well. This example helps me to celebrate that Jesus loves me.

### GET SET!

#### **Lead Teacher’s Notes:**

- Today we will talk about angels. It is important to note that we never praise or worship angels; all glory belongs to God. Also, when humans die, we do not become angels.
- In some translations, verse 11 is missing. Verse 11 says “For the Son of Man has come to seek and save that which was lost.”
- Remind children of the basic sitting rules and how to answer questions. Set boundaries and clear expectations for learning.
- Your goal should be to teach every lesson with excellence. If you ever have questions or need assistance, please contact your ministry leader.

### Creative Ideas for the Bible Lesson:

1. Find pictures to represent key people from the Bible lesson (several men as disciples, Jesus, small boy, class photo, one child from class, flock of sheep, one sheep) and attach them to craft sticks, or make them bigger and put them on paint sticks to super-size your props. Throughout the lesson, hold up the people as you talk about them or stick them in a Styrofoam base (for easy review). These props can also be used during your Discover Time and Review Time.
2. Make a pen to corral the “99” sheep during your lesson. The pen could be made from LEGO® bricks, blocks, craft sticks hot glued together, etc. Sheep can be either cotton balls, white balloons, or white cups with faces drawn on them. One sheep should be hidden in your room. *(This will be used in the “Reviewing the Know Right” activity)*

**GO!**

### Pre-Service Review Game

Worship Leaders will lead children in a review game. Game details are in the appendix.

### Large Group Opening Time

**Offering:** We are going to worship God right now by giving our money. When we give our money to God, our church will use it to tell others about Jesus. *Or insert a specific way your church will use the offering.*

### Think Right verse: John 14:2

Does anyone remember our new verse from last week? It is in the book of John, chapter 14, verse 2. This verse talks about heaven. Heaven is a real place. It has golden roads and huge houses with many rooms. And most importantly, Jesus is in heaven. Listen as I read this verse from my Bible. *Read the verse from your Bible, then say the verse together with actions.*

**“In my Father’s house** (hands above head and meet at a point) **are many rooms** (arms opening in front of you); **if it were not so** (shake finger), **I would have told you** (two pointer fingers move from mouth outward). **I am going there** (two pointer fingers point way up) **to prepare a place for you** (two pointer fingers point to children).” **John 14:2**

*Repeat several times while saying it in a loud voice and then a quiet voice.*

**Transition:** In heaven, we will worship Jesus. Let’s stand and worship Jesus today.

**Song 1:** “Today is the Day”



## Puppet Skit: God loves you!

*(Tracker should pop up and look excited!)*

WL: Hi, Tracker! Did you hear us talking about the new verse we've been learning?

T: Oh boy, I sure I did! Heaven is going to be a super-de-duper exciting place! *(Tracker should be jumping up and down)* I can't wait to go to heaven!

WL: Did you hear us talking about what is in heaven?

T: Yeppers! Golden roads, super huge houses with tons of rooms, an' we get ta see JESUS!!!!!!

WL: Why did God make heaven for us?

T: Well, I gots ta think about that one. Hmm...I think...I think...He maded heaven for us because He loves us very, verrrry, verrrry much!!!

WL: You are right. God loves you and each person in this room.

T: He also likes my friends Clyde the camel, Ruthie the rabbit, and Freddie the frog. He loves all the children in the U.S., Peru, Burkina Faso, Venezuela, and Kurdistan! He loves ALL the children in the whole world!

WL: I can't wait to go to heaven.

T: Let's go right now! I'll go pack my suitcase...hmmm...I'm gonna bring my pillow, an' my tissue box – you never know when you're gonna gets a snuffle, an' my flashlight, an'...

WL: Tracker, we are not going to heaven right now. Someday, at the right time, we will get to go to heaven. Only God knows that time. And, when you do get to heaven, you will receive a perfect, healthy, and forever strong body. So, you will not need a pillow because you will never get tired. You will never get a snuffle in heaven because there is no sickness, and it is always light in heaven, so you don't need to bring a flashlight either.

T: Wow...heaven seems super excitin'! But why can't I go right now?

WL: Because God has a special job for you to do right here...right now.

T: Okay, okay. I'll wait. But I'm still super-de-duper excited!

WL: That's good to be excited about heaven. Our verse about heaven is in your Tracker Jr. this week, so you can show it to your parents and practice it at home!

T: Great idea! I'll see ya later.

WL: Bye, Tracker!

T: Bye, everybody!

**Transition:** Isn't it amazing how much Jesus loves us? Let's sing about it!

**Song 2:** "Jesus Loves Me"

**Pray**

## Bible Lesson Introduction

**Pray:** *When you pray in class, always remind children that you are talking to God. Have children bow their heads, close their eyes, and fold their hands, so they can completely focus on God.*

**Find It:** When I open my Bible up to the book of Matthew, is it in the OT or the NT? (NT) Matthew is the first book in the New Testament. *Point to the Books of the Bible poster.*

**Timeline:** Our lesson today can be found in the New Testament. Can you point to the New Testament on the timeline?

### Introduction to the Bible Lesson:

As we open our Bible today, we find Jesus talking to His disciples. Who are the disciples? (Disciples are people who love Jesus, follow Him, and learn from Him)

## Scripture Outline: Matthew 18:1-5, 18:10-14

### The disciples listen and obey while learning how to really love Jesus

#### **Paraphrase of Matthew 18:1:**

The disciples came to Jesus and asked, “Who is going to be the greatest in the kingdom of heaven?”

Wait, what is wrong with that? That is like \_\_\_\_\_ (*insert a child’s name*) asking me who is the greatest kid in the class, hoping it would be them! Is that right? (No!) Jesus knew the disciples needed to learn that He loves everyone.

#### **Read Matthew 18:2**

**Recap:** Can you imagine this: a little child standing by Jesus with all the “big” men around them? Could you imagine if that was you? How would you feel? (Shy; you may want to stand really close to Jesus or maybe you would want to hold Jesus’ hand really tight) Let’s read what Jesus said next.

#### **Read Matthew 18:3**

**Recap:** This means He wanted all the grown-ups to learn to love and need Jesus, just like this child truly loved Jesus.

Do you love Jesus? Jesus loves you, just like He loved this little child.

*Skip Matthew 18:4-5*

## Jesus values children

### **Paraphrase of Matthew 18:10:**

Jesus loves children so much! In the Bible, God tells us that He has given children angels to watch over them. These angels listen and do what God says. Wow, isn't that amazing? Even though we can't see them, angels are watching and looking out for all of those who believe in God. They are here to watch over us.

Let's keep listening to find out what Jesus said to His disciples as He told them a short story.

### **Read Matthew 18:11-14**

**Recap:** Can you imagine if you were a shepherd, and you were watching 100 sheep? That is a big responsibility. Then, after counting your sheep...95, 96, 97, 98, 99...you noticed that one ran away! How horrible it must have felt to realize that you had a lost sheep! One lost sheep. What do you think the shepherd did when he discovered that one sheep was missing? (He went to find it) Why? Because he loved that one sheep, and he wanted to make sure it was safe.

What would you do? Would you go look for the lost sheep, so it will not get hurt?

This story reminded the disciples of how important and loved every single person is, including children. Do you remember a verse that teaches us that God loves us? (John 3:16)

But what is Jesus teaching us? (Jesus is telling us that if one child from our class is missing, we should care about them enough to pray that they come back or even go get them, so they can learn more about Jesus!)

Jesus told the disciples that children are very important and to make sure that each child knows that God loves them very much.

## **Conclusion**

Jesus loves you very much. He loves \_\_\_\_\_ (*insert each child's name from your classroom*). He knows each of you by name. He even knows how many hairs each of you have on your head. Jesus loves you more than you could ever imagine!

## **Do Right and Feel Right**

When I think about how much Jesus loves me, I want to celebrate! How about you? It makes me feel so happy on the inside when I think about how much He loves me!

## Review Questions: What did we discover today?

1. Is a disciple a person who loves Jesus, follows Him, and learns from Him? (Yes)
2. Did Jesus teach His disciples about children? (Yes)
3. What does God give children to watch over them? (Angels)
4. The sheep story reminds us that each child is important and loved by whom? (God)
5. How many sheep were lost? (One)
6. Did the shepherd leave the 99 sheep to find the one lost sheep? (Yes)
7. Does Jesus love you? (Yes)

## Discover Time

**Transition to Discover Time:** Let's jump for joy and say, "Jesus loves me!" as we go to our Discover Time today!

**Do Right:** I will celebrate that Jesus loves me.

**Goal:** To help children celebrate that Jesus loves them.

**Location A:** Mission Station – *The Mission Lesson is in the appendix.*

**Location B:** Chalk Wall Station

**Supplies:**

- Chalk
- Camera

**Setup instructions:** Write "Jesus loves you!" in huge bubble letters on the chalk wall at preschool height.

**Instructions for the DT Leader:**

1. Have children sit in a straight line in front of the chalk wall.
2. Say: Who does Jesus love?
3. Have children point to a friend and say their name.
4. Tell the children what the Chalk Wall says.
5. Challenge children to color in the letters with chalk. Remind them to do their best and stay in the lines.
6. Allow them to draw a picture of themselves smiling around the giant letters. The leaders may want to make circles ahead of time for children to fill in the faces.
7. At the end of Discover Time, take a class picture in front of the Chalk Wall and hang it in your classroom.

## Classroom Review Time

**Lead Teachers ~ Connecting the DT to the Lesson:** *As children walk back to class, have them skip and say, "Jesus loves me!" repeatedly. When they get back to class, have them sit in a circle.*

Who does Jesus love? *Have children point to a friend and say their name.* Jesus loves every child in the whole entire world. *Hold up a globe or point to a map.* He created each person so very special, and He cares about each one.

*Note: If your DT was in the Mission Station, please develop a connection to the Bible lesson.*

### Reviewing the Know Right:

#### Supplies:

- Sheep and pen (from the Bible lesson; hide one sheep in your classroom in advance)
- Green paper or grass for the sheep

#### Instructions:

1. **Say:** Look, I think something happened to our sheep. I think one of the sheep might have run away again during our Discover Time. Let's count our sheep.
2. Have a leader quickly count the sheep and announce that one sheep is missing!
3. **Say:** Oh, no! What should we do? Let's go find the sheep! Why? Because we love the sheep.
4. Have all the children look for the lost sheep. When the sheep is found, add it back into the pen of sheep. Then ask the children the following questions. For each correct answer, give the sheep a little bundle of grass (food) to eat.
  - a. Did the shepherd love the lost sheep? (Yes)
  - b. Who was Jesus teaching in our Bible lesson today? (the Disciples)
  - c. Does God love everyone? (Yes)
  - d. Does God even love children who do not know Jesus? (Yes)
  - e. What was lost today in our Bible lesson? (One sheep)
  - f. Did the shepherd go look for the lost sheep? (Yes)
  - g. If we were lost, would Jesus be with us? (Yes)
  - h. Why? (Because He loves us)

### Think Right Activity while waiting for parents:

#### Supplies:

- Sheet or parachute
- Cotton ball sheep
- Celebration music

#### Instructions:

1. Have children stand in a tight circle and hold a parachute/sheet.
2. Play celebration music as children bounce one sheep.
3. When the music stops, have children recite John 14:2.
4. Once they finish, add a second sheep to the fun celebration.
5. Repeat and keep adding additional sheep to celebrate.
6. Remind children to carefully bounce the sheet, so they don't lose any sheep.



# On Track Map – March 16, 2025

## Topical Lesson: Jesus Understands Us

<b>Know Right:</b>	Jesus understands us.
<b>Think Right:</b>	“O Lord, you have searched me and you know me. You know when I sit and when I rise; you perceive my thoughts from afar.” Psalm 139:1-2
<b>Do Right:</b>	I will remember that Jesus understands me.
<b>Feel Right:</b>	I can feel loved because Jesus understands me.

## GET READY!

**Jesus is fully God. This means He is all-knowing, all-powerful, and holy. At the same time, Jesus is fully man. This means that He experienced the same trials and heartaches we face on earth, yet He never sinned. Because of these things, Jesus is the only One who perfectly understands us and is able to truly love and guide us through life.**

**Pray:** Pray that the children in your class will recognize how much Jesus understands them and that they will choose to turn to Him for love and help.

**Read:** Matthew 4:1-2; Mark 3:1-5; John 4:5-6; Matthew 26:37-38

**Know Right: Jesus understands us**

## GET SET!

### Lead Teacher's Notes:

- Preschoolers are learning to understand their own emotions and how to deal with them. They may be quick to experience intense feelings such as excitement, sadness, or loneliness. This lesson is a great opportunity to help preschoolers recognize that Jesus always understands us and loves us, no matter what we are feeling.
- We are reading from many short Scripture passages in this lesson; mark them in your Bible ahead of time, so you can quickly flip to the right verses.

### Creative Ideas for the Bible Lesson:

1. Prepare simple actions to go with each emotion. *This idea is written into the lesson.*
2. Use your whiteboard or large poster paper to draw and display stick figures and/or faces expressing the emotions mentioned in the lesson.
3. Have a classroom leader dress up and silently act out the passages as you read them. Provide props such as bread (Jesus felt hungry), first aid kit (Jesus felt angry), pillow (Jesus felt tired), and a flower (Jesus felt sad).
4. Pull props from boxes or buckets as you teach each point of the lesson.

GO!

## Pre-Service Review Game

Worship Leaders will lead children in a review game. Game details are in the appendix.

## Large Group Opening Time

**Offering:** We are going to worship God right now by giving our money. When we give our money to God, our church will use it to tell others about Jesus. *Or insert a specific way your church will use the offering.*

**Think Right verse:** *We recommend reviewing the Think Right verse from the current quarter, rather than the Think Right verse from this lesson.*

*Read the verse from the Bible and then demonstrate the actions. Repeat the verse several times while saying it in a loud voice, a quiet voice, and while jumping up and down.*

**Transition:** Boys and girls, Jesus loves us so much! Let's sing to Him this morning!

**Song 1:** "Jesus Loves Me"

### Puppet Skit: Tracker Feels Hungry

**WL:** Can you guess who's here to visit us?! Yes, it's Tracker! Come on up, Tracker! We're excited to see you!

**T:** Hey, \_\_\_\_\_! Hey, everybody! I gotta tell ya somethin'.

**WL:** Oh, we'd love to hear your story, Tracker! What happened?

**T:** Well, it all started last night before dinner. I was SO hungry! My tummy was rumblin' like a big ol' lion. Grrr!

**WL:** Oh, no! What did you do, Tracker?

**T:** I asked my mom for a snack 'cause I really, really, wanted one. But she said, "No, Tracker, it's almost dinner time. You gotta wait."

**WL:** It's hard to wait when you really want something! How did you feel?

**T:** I felt... super hungry! And kinda mad. I didn't wanna wait! I thought maybe my mom didn't know how hungry I was.

**WL:** So what did you do?

**T:** I tried to wait... but I kept thinkin' about all my favorite snacks... cookies... and crackers... and apples... but then I remembered dinner was almost ready. So, I played with my toys, and guess what? Dinner was ready super fast, and I got to eat all the yummy food my mom made!!



**WL:** Wow! It must've been hard to wait, but you made the right choice. You obeyed your mom, even when you were sooo hungry! Tracker, did you know that Jesus felt hungry?

**T:** What?! No way!

**WL:** Yes! Jesus felt all the same kinds of feelings you feel. He felt hungry, and sad, and lonely, and tired... He understands exactly what you felt last night!

**T:** That's so cool! Jesus knows how I felt! I'm gonna remember that next time!

**WL:** That's right, Tracker! Jesus knows all about our feelings, and He always loves us and is ready to help us, no matter what we're feeling.

**T:** Thanks, \_\_\_\_\_! And thanks for listening, everybody! I'm gonna remember that Jesus knows how I feel, and He's always with me. Bye-bye!

**Transition:** Jesus knows us, and He loves us so much. He died on the cross so we can be with Him in heaven one day. This reminds me of our last song. Let's sing to Him this morning!

**Song 2:** "Good News"

**Pray**

## Bible Lesson Introduction

**Pray:** Let's pray and ask God to help us understand His Word as we learn today.

**Find It:** Do you know the two parts of the Bible? (Old Testament and New Testament) Today we'll be in the New Testament, learning about when Jesus walked on earth.

**Timeline:** Can you find Jesus on our timeline? Let's take a look at some of the pictures on our timeline. *Point out a few pictures on the timeline and talk about how while Jesus was on earth, He healed people, He taught about God, and He invited people to follow Him. Explain that while He was doing those things, He lived in the world and felt things like we do.*

### Introduction to the Bible Lesson:

What does it mean if I tell you that Jesus understands us? It means that Jesus has felt the same feelings that we feel. *Refer to the Feel Right poster as you speak.* Jesus felt sad, angry, lonely, and even hungry... just like you! But the amazing thing is, even though He had all those big feelings, Jesus never sinned. That means He never did anything wrong.

Let's learn about some of the feelings Jesus felt!

## Lesson Outline

### Jesus felt hungry

#### **Read Matthew 4:1-2**

**Recap:** How did Jesus feel? (Hungry) *Have children rub their tummies like they're hungry.* Jesus went out into the desert to pray and fast, which means He did not eat, so He could focus on talking to God. While He was in the desert, Satan tried to get Jesus to disobey God the Father. Did Jesus sin? No, Jesus never sinned.

Remember how Tracker felt hungry? He really wanted something to eat, but his mom said he needed to wait. Jesus knows what it feels like to be hungry! He always loves us and understands us, no matter what we're feeling.

### Jesus felt angry when people sinned

#### **Read Mark 3:1-5**

**Recap:** How did Jesus feel? (Angry) *Have children frown like they're angry.* Jesus met a man whose hand was hurt, and Jesus healed him. The people watching were hoping to catch Jesus doing something wrong, and they didn't want Jesus to heal this man. This made Jesus feel angry because He loved this person and knew it was right to heal him.

Have you ever felt angry because you saw someone doing something wrong? Jesus knows what it feels like to be angry! If we feel angry, we can always talk to Jesus and ask Him for help to do what is right. He always loves us and understands us, no matter what we're feeling.

### Jesus felt tired

#### **Read John 4:5-6**

**Recap:** How did Jesus feel? (Tired) *Have children close their eyes and pretend to sleep. Then have them open their eyes and look at the Bible Times Map.* Jesus traveled all over the country of Israel to teach and do miracles. He taught many people and walked very long distances. If that's how you spent your day, how do you think you'd feel? (Tired) Jesus knows what it feels like to be tired! He always loves us and understands us, no matter what we're feeling.

### Jesus felt sad

#### **Read Matthew 26:37-38**

**Recap:** How did Jesus feel? (Sad) *Have children rub their eyes like they're crying or make a sad face.* In these verses, Jesus is talking to His friends. Right before Jesus died on the cross, He went to a garden to pray. He told His friends that He felt "sorrowful" – that means He felt very, very sad. Even though Jesus knew that dying on the cross was all part of God's good plan, He still felt very sad. Jesus knows what it feels like to be really sad. If you feel sad, you can always talk to Jesus. He will always be there, and He loves and understands you, no matter what you are feeling.

## Conclusion

Jesus knows what it feels like to be hungry, angry, tired, sad, and so much more. That means that Jesus understands all of the different things we feel. No matter what we are feeling, we can always talk to Jesus. He will always be there to love and help us.

The most important way that Jesus helps us is by saving us from our sin. *Opportunity to share the Gospel using the Wordless Book and offer an invitation for salvation.*

## Do Right and Feel Right

If Jesus has saved you, that means He is always with you and can always help you! He understands exactly what you're feeling, whether you are happy or sad, angry or excited, hungry or full. When I think about how Jesus understands me, it makes me feel loved!

Remember, no matter what you are feeling, you can always stop and remember that Jesus is with you, and He understands what you are feeling.

Let's stop right now and thank Jesus for understanding us!

*Close in prayer.*

## Review Questions: What did we discover today?

1. Did Jesus ever feel sad? (Yes)
2. Did Jesus ever feel hungry? (Yes)
3. Did Jesus ever sin? (No)
4. Who always understands and helps us? (Jesus)
5. How can you feel when you know Jesus understands you? (Loved!)

## Discover Time

**Transition to Discover Time:** Isn't it so great that Jesus understands us? Let's walk to our Discover Time today, and as we walk I'm going to say "Jesus understands..." and I want you to yell, "me!"

**Do Right:** I will remember that Jesus understands me.

**Goal:** To give children the opportunity to learn from someone who understands what needs to be done.

## **Large Group Option 1: Large open space**

### **Supplies:**

- Four floor scooters
- Starting line and finish line, approximately 15-20 feet apart
- Eight buckets (place four buckets on each line)
- Water balloons (fill the buckets on the starting line with water balloons)

### **Instructions for the DT Leader:**

1. Tell children that they're going to be part of a very fun race today, but that first you are going to teach them how to use the floor scooters. Explain that you have used these scooters before, and that you **understand** exactly how to use the scooters.
2. Have children gather around you as you demonstrate how to use the floor scooters and explain the rules for the race. Frequently remind them that you **understand** exactly how to use the scooters because you have used them before.
  - a. With the help of another leader, demonstrate that one child should sit cross-legged on the scooter, and show how a friend should push them. The friend will push with both hands on the shoulders of the child who's seated. Make sure that the child who's seated is holding onto the handles of the scooter (so their fingers do not get pinched). To demonstrate, push the other leader from the starting line to the finish line.
  - b. Next, show children how to carefully pick up the water balloon from the team bucket and how to carefully hold the balloon on their lap, so it doesn't roll away. Make sure they put their hands back on the handles. When they get to the bucket at the finish line, the child who is seated should carefully put the balloon in their team's bucket. Then both children should get back in line, so the next pair of children can go.
  - c. Tip: If children seem nervous about carrying the water balloons, tell them that sometimes water balloons pop by accident when people carry them, and a little water gets on people, but it's nothing to worry about - it's just a little water.
3. Once children **understand** how to use the scooters and how to complete the race, divide them into four teams. Then, within each team, divide the children into pairs. Have them line up at the starting line behind their team's bucket.
4. Complete the race, frequently reminding children that they can ask you and the other leaders for help because you **understand** exactly what to do. Leaders can help push the scooters if children get stuck and ask for help.
5. Repeat as time permits.

## **Large Group Option 2: Water Area or large open space**

### **Supplies:**

- Starting line and finish line, approximately 15-20 feet apart
- Large baby pools or buckets filled with water (place these at the starting line)
- Rubber ducks (place them in the baby pools)
- Empty buckets placed at the finish line (one for each team of 3-4 children)
- Ladle strainers (one for each team of 3-4 children)

**Instructions for the DT Leader:**

1. Explain to children that it is time to feed the ducks. We need to help the ducks leave their ponds and go to the buckets, so they can eat. But it's very important that we leave the water in the ponds, so they can go swimming after they eat.
2. Tell the children that you have done this before and **understand** exactly what the problem is. If we're not careful, we could lose so much water that the ducks won't have enough water to swim in after they eat. Explain that you **understand** exactly how to fix the problem. You know how to use a special tool to carry the ducks.
3. Pull out the ladle strainers and show children how you carefully use the ladle to pick up one duck at a time and carry them to the buckets. The goal is for no water to be spilled on the floor, and for all of the ducks to be safely in the buckets to eat their food.
4. Once you have explained how to safely move the ducks, divide children into teams, assign them a bucket, and have them take turns scooping a duck with the ladle and moving them into their buckets.
5. When all of the ducks have been moved from the ponds to the buckets, celebrate! The ducks are ready to eat their lunch!

## Classroom Review Time

**Lead Teachers ~ Connecting the DT to the Lesson:** In our Discover Time today, your leader perfectly understood what you needed to do. Aren't you glad they were there and ready to help you? Remember what we learned in our Bible Lesson today? Jesus understands us – He always knows exactly what we're feeling – and He is ready to help us. That is good news!

**Reviewing the Know Right:****Supplies:**

- Individual faces from the Feel Right poster (see appendix)

**Instructions:**

1. Have children sit in a circle.
2. Hold up a face and say, "Jesus understands when I feel \_\_\_\_."
3. Have the children mimic the face.
4. Repeat until you've gone through all of the faces at least once.

**Think Right Activity while waiting for parents:****Supplies:**

- Wordless Book Matching Game (one set for each small group) (see appendix)

**Instructions:**

1. Divide children into small groups and have each group play the Wordless Book Matching Game with a leader.
2. When two colors are matched, have the child share what the color reminds them of.



# On Track Map – March 23, 2025

## Topical Lesson: Jesus is our True Friend

<b>Know Right:</b>	Jesus is our true friend.
<b>Think Right:</b>	“For God so loved the world that He gave His one and only Son, that whoever believes in Him shall not perish but have eternal life.” John 3:16 (Top 12)
<b>Do Right:</b>	I can be friends with Jesus.
<b>Feel Right:</b>	I can feel happy with Jesus as my true friend.

### GET READY!

**When was the last time you paused to really *enjoy* your relationship with Jesus? Jesus wants to spend time with us, walk with us, and talk with us. He wants to be with us during the challenging times in our lives, but He also wants to be with us during the joyful times. What a friend!**

**Pray:** Pray that the children in your class who have been saved by Jesus will enjoy friendship with Him, and pray that the children in your class who are not saved will hear the Gospel, believe, and surrender.

**Read:** Genesis 1:1, John 3:16, John 15:13, Psalm 139:1-4, Matthew 28:20, Proverbs 18:24

**Know Right: Jesus is our true friend**

### GET SET!

#### Lead Teacher's Notes:

- Preschoolers are very concrete, literal thinkers. They may wonder, “How can Jesus be my friend if I can’t see Him?” This lesson is a great opportunity to remind children that God loves us and is with us all of the time, even when we cannot see Him.

#### Creative Ideas for the Bible Lesson:

1. Prepare props to go with each part of the lesson (such as a globe for Creator, a cross for Savior, and a friendship bracelet for Friend).
2. Print a picture of a group of children and put it on your Bible Timeline underneath The Church Age.
3. Place two chairs next to each other at the front of your classroom, to represent a child and Jesus. (Consider gathering a few props to represent friendship with Jesus – a Bible, a picture of praying hands, pictures of creation, etc. – and place these props around the chairs).

# GO!

## Pre-Service Review Game

Worship Leaders will lead children in a review game. Game details are in the appendix.

## Large Group Opening Time

**Offering:** We are going to worship God right now by giving our money. When we give our money to God, our church will use it to tell others about Jesus. *Or insert a specific way your church will use the offering.*

**Think Right verse:** *We recommend reviewing the Think Right verse from the current quarter, rather than the Think Right verse from this lesson.*

*Read the verse from the Bible and then demonstrate the actions. Repeat the verse several times while saying it in a loud voice, a quiet voice, and while jumping up and down.*

**Transition:** God loves us so much that He sent His one and only Son to die for us, so we can be with Him in heaven one day. That is the best news; let's sing about it this morning!

**Song 1:** "Good News"

### Puppet Skit: Tracker learns about a true friend

**WL:** Hey, Tracker! It's nice to see you! How are you doing today?

**T:** *Slumped over and sad.* Hey, \_\_\_\_\_. I'm just kinda sad today.

**WL:** Oh, no! What happened, Tracker?

**T:** *Well, I was all excited for my friend, Dusty the Donkey, to come an' play with me after church, but he forgot to ask his mom an' they actually have somethin' else they need to go to today, and he can't come play with me an' so I'm bummed.*

**WL:** I'm sorry, Tracker. It sounds like you were really looking forward to spending time with Dusty today.

**T:** *Yeah, I really was. We were gonna go to the park an' play with my new soccer ball. An' I was gonna tell him about this cool book I found at the library.*

**WL:** It's really fun to spend time with a good friend, isn't it? Tracker, did you know that there's someone who wants to be your friend, and He is always able to spend time with you?

**T:** *Huh? Really? Whaddya mean, \_\_\_\_\_?*

**WL:** Jesus promises to be a friend to everyone who has trusted in Him as their Savior. And Jesus is the most perfect friend we could ever have... He is loyal, and kind, and never forgets about us or our plans! He is always with us!



**T:** Wow! That sounds really great! I want to be friends with Jesus!

**WL:** It's really wonderful to have Jesus as our true friend! We're going to learn more about that in class today.

**T:** Cool! I can't wait to learn more about how Jesus can be my friend! I think I'll write Dusty a card an' tell him about how we can be friends with Jesus!

**WL:** That's a great idea, Tracker! We'll see you next week! Bye!

**Transition:** Jesus is always with us, and He can be our best friend! He made us and loves us; He's with us wherever we go. This reminds me of our next song!

**Song 2:** "When I Look"

**Pray**

## Bible Lesson Introduction

**Pray:** Let's pray and ask God to help us understand His Word as we learn today.

**Find It:** Recently, we have been learning all about Jesus' miracles and teachings, which we read about in the New Testament. Today, we will read from verses in both the Old and New Testament.

**Timeline:** Can you find Jesus on our timeline? *Children should point to the section of the timeline covering Jesus' ministry on earth.* Today we're going to hop all over the timeline, from the very beginning, to the middle, and to the end!

### Introduction to the Bible Lesson:

Can you tell me what a good friend is like? *Invite children to respond; provide coaching as needed to help guide the conversation.* Good friends are kind and loyal. They want to do fun things together, and they like to be together.

Did you know that Jesus wants to be your friend? Yes! He really does. It's pretty amazing!

Let's learn some more about Jesus and how He can be our friend.

## Scripture Outline

### Jesus is our Creator

**Read Genesis 1:1**

**Recap:** *Point to beginning of the Bible Timeline.* Did you know that Jesus was there at the very start of the world? He created everything, including us!

When you make something cool with Play-Doh or LEGO bricks or mud or cardboard, how do you feel about what you've made? *Invite children to respond.* When God created the world, He said it was good. And when He created people, He said that they were very good. God loves His creation, which means He loves us!

### Jesus is our Savior

**Read John 3:16**

**Recap:** Jesus isn't just our Creator, He is also our Savior! *Point to Jesus' death and resurrection on the Bible Timeline.* The word "Savior" means someone who saves people from their sin. Only Jesus can be our Savior because only Jesus is perfect – that means He never sinned.

Why do we need a Savior? Romans 3:23 tells us that we have all sinned. Our sin keeps us away from God, so we need a Savior to save us from our sin. *Opportunity to share the Gospel using the Wordless Book and give an invitation for salvation. If a child shows interest, have a leader talk to the child off to the side. Use the "Coaching Kids for Salvation" card to ensure the child is ready to make this decision.*

### Jesus is our Friend

**Read John 15:13**

**Recap:** If you have trusted in Jesus to forgive you and save you from your sin, Jesus is your friend. And Jesus is the most perfect, very best friend. When Jesus died on the cross, He showed us that He is our true friend. He was willing to die, so we could be saved.

### Jesus knows us

**Read Psalm 139:1-4**

**Recap:** Jesus knows everything about us. He knows everything we do and everything we say. He also knows everything we think and everything we feel. He knows what we're afraid of, what we want, and what we feel happy about or sad about. Jesus knows all of these things about us, and He loves us! He is our true friend!

### Jesus likes to be with us

**Read Matthew 28:20**

**Recap:** Jesus wants to be with us! A good friend likes to talk with you, spend time with you, and do things together. Jesus likes those things, too! Jesus loves us and is always with us, even though we can't see Him with our eyes.

We can talk to Jesus when we pray. You can talk to Jesus wherever you are, no matter what time it is. You can learn more about what Jesus says when you read the Bible. Another way to spend time with Jesus is to enjoy the beautiful things He has created. Jesus loves to be with us. He is our true friend!

## **Jesus is loyal**

### **Read Proverbs 18:24**

**Recap:** Once we have trusted in Jesus and He becomes our friend, He never stops being our friend. Sometimes other friends do things that hurt our feelings, sometimes a friend moves far away, or sometimes a friend forgets about our plans – like Dusty forgot about his plans with Tracker.

Jesus will never let us down, and He will never leave us. Even when we do something wrong or we forget about Him, Jesus never leaves us, and He never forgets us.

## **Conclusion**

This is amazing! Jesus was there at the beginning of the world, and He is our Creator. Jesus died on the cross and rose again, so we could be saved – He is our Savior. And once Jesus has saved us, He is our true friend!

## **Do Right and Feel Right**

When I think about how Jesus has made me, saved me, and how He loves me, I feel so happy! I want to spend more time with Jesus and talk with Him and enjoy the amazing things He has created. In fact, that's what we're going to do next!

Let's pray and thank God for giving us Jesus to be our true friend.

## **Review Questions: What did we discover today?**

1. Was Jesus there at the beginning of the world? (Yes)
2. Who is the only One who can save us? (Jesus)
3. Who is our true friend? (Jesus)
4. What is a good friend like? (Likes to be with us, likes to do things together, talks with us, walks with us, etc.)
5. How can you talk with Jesus? (By praying and reading the Bible)

## Discover Time

**Transition to Discover Time:** In our lesson today, we learned that one way to enjoy being friends with Jesus is to enjoy the beautiful things He has created! Let's go on a creation walk and thank Him for the amazing things we see!

**Do Right:** I can be friends with Jesus.

**Goal:** To help children enjoy friendship with Jesus by enjoying what Jesus has created and talking about how much He loves us.

### Option 1: Outdoor space

#### **Supplies:**

- Worksheet with pictures of items children can find outside (see appendix)
  - Canva Pro template link (with a Canva Pro account you can edit this worksheet to show nature items that are available in your area): [Opt 1 Nature Walk worksheet](#)

#### **Instructions for the DT Leader:**

1. Take children on a nature walk outside, using the worksheet as a guide.
2. As you walk outdoors, point out the different things Jesus has created. Highlight the beauty and creativity of creation, and talk about how much Jesus loves us. Talk about the different ways we can enjoy being friends with Jesus by enjoying His creation.

### Option 2: Large indoor space

#### **Supplies:**

- Posters with pictures of different things Jesus has created (hang these posters throughout your ministry space) (see appendix)
- Worksheet with small pictures of different things Jesus has created (one for the group or one per child (see appendix)

#### **Instructions for the DT Leader:**

1. Tell children that today we are going to go on an indoor nature walk to look for some of the amazing things that Jesus created.
2. Using the worksheet as a guide, help children find each poster. As you find each poster, talk about how Jesus created that thing and point out how beautiful and creative His creation is! Talk about how much Jesus loves us, and how we can enjoy being His friends by enjoying what He has created.

### **Option 3: Art Station\* or any space with tables**

*\*Note: Elementary students may also be using the Art Station during this week's Discover Time, so set up an alternate Art Station with tables if needed, to avoid overlap.*

#### **Supplies:**

- Activity sheet with “We can enjoy what Jesus has created!” along with simple pictures of things in creation (one per child) (see appendix)
- Crayons or colored pencils (alternate options: watercolor paints, washable dot stampers, or markers)

#### **Instructions for the DT Leader:**

1. Pass out activity sheets and have children color the things Jesus created.
2. As children color their creation activity sheets, talk about how Jesus created our beautiful world. Point out His creativity and how beautiful His creation is! Talk about how much Jesus loves us, and how we can enjoy being His friends by enjoying what He has created.
3. Optional: Instead of just adding color to the creation posters, provide materials from creation (such as flowers, grass, dirt, etc.) and glue for children to create a 3D creation collage on their paper.

## **Classroom Review Time**

**Lead Teachers ~ Connecting the DT to the Lesson:** Isn't creation beautiful?! Today we learned that Jesus is our Creator, our Savior, and our true friend. We can enjoy being friends with Jesus by spending time with Him and enjoying what He has created.

#### **Reviewing the Know Right:**

##### **Supplies:**

- Ball

##### **Instructions:**

1. Remind children that if Jesus has saved us, He is our true friend.
2. Say, “Jesus wants to be \_\_\_\_\_’s friend” and toss the ball to that child. Have them toss it back to you.
3. Repeat, saying another child’s name. Continue until all children have caught and returned the ball.

#### **Think Right Activity while waiting for parents:**

##### **Supplies:**

- Beanbags
- Bucket

##### **Instructions:**

1. Have children sit in a circle.
2. As children pass beanbags, have everyone recite the Think Right verse from the current quarter.
3. When the group finishes reciting the full verse, children holding beanbags should stand up and toss them into a bucket in the center of the circle.
4. Repeat as time permits.



# Lesson 3 – March 30, 2025

Matthew 20:17-19, 21:1-11

<b>Know Right:</b>	Jesus enters Jerusalem.
<b>Think Right:</b>	“In my Father’s house are many rooms; if it were not so, I would have told you. I am going there to prepare a place for you.” John 14:2 (Top 12)
<b>Do Right:</b>	I will worship Jesus as my King.
<b>Feel Right:</b>	I can feel joyful when I worship Jesus as my King.

## GET READY!

**What a joy it is to teach children how to worship! As we prepare for this week, let’s set aside some time to worship Jesus as our King. Worship in a way that lets you focus on delighting in Jesus. Read Scripture, sing or listen to worship music, or simply enjoy considering His attributes and promises. Let Jesus fill you with joy as you worship.**

**Pray:** Pray that the children in your class will begin to understand what authentic worship is.

*Teachers: Pray that God will give you a clear understanding of Scripture, so you can teach it accurately.*

**Read:** Matthew 20:17-19, 21:1-11

### **Know Right: Jesus enters Jerusalem**

As we envision Jesus making His triumphal entry into Jerusalem riding on a donkey, we understand who He truly is because we live in the church age. But many of the Jewish people in Jesus’ time, and even His own disciples, did not yet understand, even though He had told them how He would be betrayed, crucified, and raised to life. As Jesus approached Jerusalem, the people shouted “Hosanna!” (which means “save us now”). Their eyes were on this life, not the life to come. On Palm Sunday, Jesus was worshiped. Days later, He was crucified. Will we make the same mistake and fail to recognize Jesus for who He truly is? Will we worship Him only for a moment or a day or until life disappoints us? Or will we always worship Jesus as our King?

## GET SET!

### Lead Teacher's Notes:

- Please refer to the Children's Ministry Resource Bible: page 711 (Teaching Kids to Worship).
- Recommended book: Teaching Kids Authentic Worship by Kathleen Chapman
- Due to a limited amount of Scripture, stretch out the introduction, spend extra time on the Wordless Book, and thoroughly go through all of the review questions at the end of the lesson.

### Creative Ideas for the Bible Lesson:

1. Create movement in your lesson by having children clap, ride a pretend donkey, make donkey noises, wave palm branches, etc. *This idea is written into the lesson.*
2. Use props (blankets and palm branches) as you teach the lesson. *This idea is written into the lesson.*
3. Use pictures to represent main events. Pictures can be found in Bible storybooks, at [freebibleimages.org](http://freebibleimages.org), [distantshores.org/sweet-publishing/](http://distantshores.org/sweet-publishing/), or can be purchased through Eikon pictures.
4. To really go the extra mile, rent or borrow a real donkey for children to see up close before and after class and during Discover Time.

## GO!

### Pre-Service Review Game

Worship Leaders will lead children in a review game. Game details are in the appendix.

### Large Group Opening Time

**Offering:** We are going to worship God right now by giving our money. When we give our money to God, our church will use it to tell others about Jesus. *Or insert a specific way your church will use the offering.*

### Think Right verse: John 14:2

*Open your Bible and read the verse.* Where is "my Father's house"? (Heaven) Who is the Father? (God) What will heaven be like? (Big houses, happy people, fun, no sin, wonderful because God is there, etc.) Heaven is going to be unbelievably awesome! Let's say our verse together with the actions.

**"In my Father's house** (hands above head and meet at a point) **are many rooms** (arms opening in front of you); **if it were not so** (shake finger), **I would have told you** (two pointer fingers move from mouth outward). **I am going there** (two pointer fingers point way up) **to prepare a place for you** (two pointer fingers point to children)." **John 14:2**

**Transition:** Excellent job saying your verse. Hey, I love Jesus; how about you? Let's jump up and sing to Jesus this morning!

**Song 1:** "Jump Into the Light"



## Puppet Skit: Worship Jesus

*It's Cami today with a special guest, Dusty the Donkey. Cami shows up with a pouty attitude.*

WL: Hi, Cami! How are you doing today?

C: *(pouty)* Hmpf. I'm not too happy today, \_\_\_\_\_.

WL: How come, Cami? You know that we're talking about a big celebration for Jesus, right?

C: Yes, I did know that and that's what's makin' me mad! Cuz of that big celebration!

WL: That doesn't make any sense, Cami. *(to children)* Preschoolers, the celebration we're talking about is called Palm Sunday. That's the Sunday before Easter. *(back to Cami)* Why wouldn't you be happy about celebrating Palm Sunday, Cami?

C: Well, why would I be happy 'bout that? *(pouts again)*

WL: I'm not sure I understand, Cami.

C: Well, it's just not fair, that's all!

WL: What's not fair?

C: When people worshiped Jesus as King in the Bible, they was wavin' those big giant palm branches. They were so pretty, and I don't have any palm branches! It is totally not fair! *(big pout)* Jesus is my King, and I wanna worship Him with a big, giant, green palm branch!

WL: Cami! Even though big, giant, green palm branches are great, we don't need them to celebrate on Palm Sunday.

C: Really?

WL: No, of course not! We can worship Jesus by waving our arms, clapping our hands, and most importantly really meaning what we say as we sing our songs to Him.

C: Really?

WL: Really.

C: Oh. That makes me feel muuuuuuch better. I'm going to go worship Jesus! *(Cami can leave at this point)*

WL: *(to the children)* Palm Sunday is a day people worshiped Jesus as the King. Hey preschoolers, in class today we will find out more about the palm branches, a donkey, and how they were used to worship!

*(Dusty the donkey puppet should pop up)*

D: Did you say donkey? Hi, boys and girls! Did you know that Jesus rode a donkey as people waved those giant palm branches?

WL: Hey, Dusty, it is great to see you! Yes, Jesus did ride a donkey, just like you, as people praised and worshiped Him. Hey, let's all stop and worship Jesus in our next song. Dusty, would you like to help worship Jesus with us?

D: That would be awwwwsome. I love to sing! *(have Dusty the donkey sing with the children)*

**Transition:** Even though we do not have palm branches, let's stop and worship Jesus our King.

**Song 2:** "Hosanna Rock"

**Pray**

## Bible Lesson Introduction

**Pray:** *When you pray in class, always remind children that you are talking to God. Have children bow their heads, close their eyes, and fold their hands, so they can completely focus on God.*

**Find It:** When I open my Bible to the book of Matthew, is it in the OT or the NT? (NT) Matthew is the first book in the New Testament.

**Timeline:** Our lesson today can be found in the New Testament. Can you find Jesus on the New Testament part of the timeline?

### Introduction to the Bible Lesson:

Last week we learned about how much Jesus loves each of us. Do you love Jesus? Jesus is so wonderful! Let's think about some of the things He did while He lived here on earth. *Refer to the timeline.* He was born in Bethlehem and placed in a manger, He grew up to be a man, He taught us how to pray, He told us the importance of reading the Bible, He healed people who were sick, He loved people that nobody else loved, and He fed 5,000 people. Wow...isn't our Jesus great? There is one thing Jesus never did; what was that? (He never sinned) What is sin? (Sin is anything we think, say, or do that is against God) Jesus is perfect, and He is the King over all things. Let's stand up and worship Jesus by clapping and cheering for Him!

## Scripture Outline: Matthew 20:17-19, 21:1-11

### Jesus predicts His death

#### ***Paraphrase of Matthew 20:17-19:***

Jesus was with His disciples walking to Jerusalem. *Have children stand up and pretend to walk.* What do you think they were talking about? *Have children give a few answers as they walk in place.* Let's find out! *Open your Bible to Matthew, chapter 20. Show children the title of the book and the big number 20 in the Bible.*

Jesus told His disciples that some bad people were going to not tell the truth about Him. What is this called? (A lie) This would be like if your sister told your mom you hit her when you really didn't. That is a lie! Telling a lie is a sin. *Make a sad face.*

Jesus knew that many people would believe this lie, and He would be punished for a sin He did not do. Do you know what the punishment would be? (He would have to die on the cross) This is unfair and wrong. Jesus knew this would happen, but He also told His disciples one more thing. He told them He would not stay dead; He would come alive again! *Have children clap.*

## Jesus rides into Jerusalem on a donkey

**Teacher Tip:** Read scripture with expression, different tones of voice, and excitement!

### **Paraphrase of Matthew 21:1:**

Jesus was going to a city called Jerusalem. When He got there, He sent two disciples to the town with very special instructions.

### **Read Matthew 21:2-3**

**Recap:** Why do you think Jesus needed a donkey? What was He going to do with it? *Have children make a sound like a donkey and pretend to ride a donkey.*

*Skip Matthew 21:4-5*

### **Read Matthew 21:6**

**Recap:** What did the disciples do? (They listened and obeyed!) Can you listen and obey? Let's see...clap your hands twice; touch your head; say, "We love you Jesus!" The disciples listened and obeyed. They got the donkey, just like Jesus had asked.

### **Read Matthew 21:7-8**

**Recap:** It sounds like they were getting ready for a very important parade. The people laid out blankets and cut palm branches because royalty was coming. This means a king was coming. *Have children help you lay out blankets and palm branches on the floor.*

### **Read Matthew 21:9**

**Recap:** Jesus, the King, was coming and everyone was joyfully cheering and worshiping Him! Let's all shout, "Hosanna!" *Hand out palm branches to children and have them wave the branches while they shout, "Hosanna!"*

### **Read Matthew 21:10-11**

**Recap:** Everyone was so excited to see Jesus and worship Him!

## Conclusion

Jesus was important on Palm Sunday, and He is still very important to worship today. Why? (Because He is God, He loves us, and He can save us from our sin!) Let's look at our Wordless Book. Did you know these colors teach us about Jesus? We all have sinned (dark page). Some of you know the verse, Romans 3:23, which tells us, "All have sinned." Who took the punishment for our sin? (Jesus; red page). Some of you know Romans 5:8, "While we were sinners, Christ died for us." God loves you so much that He sent His one and only Son named Jesus to walk on this earth, to teach us about God, and to take the punishment for our sin. That's amazing! That's Good News! This is another reason why we worship Jesus.

Next week we will learn more about what happened to Jesus after this wonderful parade of worship!

## Do Right and Feel Right

Do you know we can worship Jesus our King today? We can worship Him when we sing songs. For example, when we sing the song “Hosanna Rock!”, we are worshiping Him because we are telling Him how great and awesome He is. When we do this, we can feel joyful!

### Review Questions: What did we discover today?

1. Was Jesus walking with His disciples? (Yes)
2. Did the disciples listen to and obey Jesus? (Yes)
3. What animal did Jesus ask the disciples to get for Him – a donkey or a duck? (A donkey)
4. When He rode into Jerusalem, what did the people say? Hint: It starts with Ho\_\_\_\_\_. (Hosanna!)
5. What did the people wave while Jesus came down the road? (Palm branches)
6. Is Jesus the King? (Yes)
7. Did the people worship Jesus the King? (Yes)
8. Should you worship Jesus? (Yes)

## Discover Time

**Transition to Discover Time:** As children walk to Discover Time, have them pretend to wave palm branches and shout, “Hosanna!”

**Do Right:** I will worship Jesus as my King.

**Goal:** To encourage children to worship Jesus.

**Location A and B (combined):** Water Station or open space

**Supplies:**

- Green construction paper palm branches (two per child; in advance, cut the paper into the correct shape and use a marker to draw 8-10 cut lines on each side; children will cut the lines)
- Safety scissors (one per child)
- Cloak
- Live donkey in a pen, a puppet, or a picture of a donkey
- Song “Hosanna Rock”



**Instructions for the DT Leader:**

1. Point out the donkey as children arrive.
2. Ask the children if they remember who rode a donkey in our Bible lesson. Note: If you have your DT before the lesson, your question could be, "Who do you think will ride a donkey in our lesson today? What do you think they will do with these palm branches?"
3. Children will cut little lines around their two palm branches while listening to worship music. Note: Preschoolers are just beginning to use scissors. The palm branches do not need to look perfect.
4. After they cut the palm branches, they should lay one branch on the ground to create a path for Jesus to walk on and keep the other branch to wave.
5. If using a live donkey, the teacher will lay a cloak over the donkey.
6. Occasionally throughout the activity, have children pretend Jesus is on the donkey, wave the palm branches, and shout "Hosanna!"

**Discover Time Tip:** If you have multiple services, you may want to leave a path of palm branches on the floor between services and then add additional branches at the following service(s).

## Classroom Review Time

**Lead Teachers ~ Connecting the DT to the Lesson:** Do we need palm branches and a donkey to worship Jesus? (No) We can worship Jesus anytime. Let's think about places or times where we can worship Jesus. When we eat in our kitchen, we can pray and tell Jesus how great He is. Before we go to bed, we can tell Him how loving He is. When we run, we can thank Him for being such a wonderful Creator of all people. We worship Jesus by telling Him how great and powerful He is. Why do we worship Jesus? (Because He is the one true God)

**Reviewing the Know Right:****Supplies:**

- Play-Doh® (one tub for the leader or each table leader; not for the children)

**Instructions:**

1. Have children sit in a circle or at tables.
2. Tell children you want to see how much they remember from today's lesson. You are going to make objects with Play-Doh, and they need to guess what you're making.
3. Mold the following objects with Play-Doh and ask the questions as a way to review the lesson.
  - a. Jesus: This person often talked to His disciples. Who was it? (Jesus)
  - b. Donkey: The disciples listened and obeyed Jesus when He told them to get a \_\_\_\_\_. (Donkey)
  - c. "H": The people worshiped Jesus by saying a big word that started with this letter. It sounds like *(make the sound of an "H")*. (Hosanna!)
  - d. Palm branch: Jesus was so important that people placed \_\_\_\_\_ on the road. (Palm branches)
  - e. Crown: The people worshiped Jesus, who was also known as a \_\_\_\_\_. (King)
  - f. Cross: Jesus knew He would soon die on a \_\_\_\_\_ (cross) for our sin, but He also knew that after He died, He would \_\_\_\_\_. (Rise again!)
4. Make Jesus lay down and then get back up.
5. Ask a child to say a short prayer of worship to God for sending His Son, Jesus.

**Teacher Tip:** If you are unable to mold Play-Doh, ask another leader to assist. Remember, the object does not need to be perfect, your clues will help lead children to the answer.

## **Think Right Activity while waiting for parents:**

### **Supplies:**

- Homemade shaker instruments (dried beans or small pasta in sealed plastic containers; small, dry, empty water bottles work great)
- Additional instruments
- Song “Hosanna Rock”

### **Instructions:**

1. Have children stand in a circle.
2. **Say:** In our Bible verse, John 14:2, we learn how much God loves us. This is the God we worship. We can worship God through music. But the most important part isn’t the music; it’s the Person we are thinking about while we sing. Our minds should be thinking about our great God.
3. As “Hosanna Rock” plays, have children walk in a circle (mini parade) while playing instruments and singing.
4. Occasionally stop the song and pass the instruments.
5. Repeat as time permits.

### **Optional ideas:**

- Have children clap or wave their hands while they sing.
- Have children put all the instruments to the side and quietly worship while sitting down.
- Occasionally stop the music and have children recite John 14:2.

# Lesson 4 – April 6, 2025

## Matthew 26:1 – 28:7

<b>Know Right:</b>	Jesus rises from the dead.
<b>Think Right:</b>	“In my Father’s house are many rooms; if it were not so, I would have told you. I am going there to prepare a place for you.” John 14:2 (Top 12)
<b>Do Right:</b>	I will believe that Jesus died for my sin and rose again.
<b>Feel Right:</b>	I can feel thankful that Jesus died for my sin and rose again.

### GET READY!

**When Jesus was crucified, He took the punishment for our sin and paid our debt in full. When He rose again on the third day, He had victory over death! As we prepare for this week, let’s dwell on the Good News of Christ’s resurrection. He has conquered sin and death. Our risen Savior is alive and reigns in victory!**

**Pray:** Pray that the children in your class will believe that Jesus is truly alive. Also pray for any “lost sheep” that have wandered away from your class.

**Read:** Matthew 26:1 – 28:7

#### **Know Right: Jesus rises from the dead**

Jesus knew what was ahead as He made His way into Jerusalem among shouts of praise. He knew He was on His way to be betrayed, mocked, beaten, and crucified. He knew He was going there in our place to pay the full price only He could pay. The two criminals who hung on either side of Him on the day of His crucifixion are a reminder of the choice we all have. Will we be the one that rejects Him, to suffer an eternity of punishment, or will we believe that Jesus died for our sin and rose again?

### GET SET!

#### **Lead Teacher’s Notes:**

- This is a longer passage of Scripture; be ready to paraphrase as needed.

#### **Creative Ideas for the Bible Lesson:**

1. Create an area of palm branches and blankets in the center of the room, a cross on one side of the room, and an empty tomb on the other. Start your lesson in the center of the room, move to the cross, and then to the empty tomb. The tomb can be made from a gray sheet covering a stack of chairs and a cross can be made from construction paper or roll paper. *This idea is written into the lesson.*
2. Select additional props to enhance the tomb, such as a soldier’s sword, a rock, and/or golden/white robe of an angel.

# GO!

## Pre-Service Review Game

Worship Leaders will lead children in a review game. Game details are in the appendix.

## Large Group Opening Time

**Offering:** We are going to worship God right now by giving our money. When we give our money to God, our church will use it to tell others about Jesus. *Or insert a specific way your church will use the offering.*

### Think Right verse: John 14:2

I'm going to see if you can remember the verse we've been learning. I'm going to say part of the verse, and when I stop, I want you to raise both hands when you know the next word. Are you ready?

John 14:2: "In my Father's \_\_\_\_\_ (house) are many \_\_\_\_\_ (rooms); if it were not so, I would have \_\_\_\_\_ (told) you. I am going there to \_\_\_\_\_ (prepare) a place for \_\_\_\_\_ (you)." John \_\_ (14):2

You did an excellent job! This time I'll do it a bit faster and see if you can fill in the blanks! *Repeat several times.* Where do we find this verse? (John 14:2, in our Bible, in the New Testament)

**"In my Father's house** (hands above head and meet at a point) **are many rooms** (arms opening in front of you); **if it were not so** (shake finger), **I would have told you** (two pointer fingers move from mouth outward). **I am going there** (two pointer fingers point way up) **to prepare a place for you** (two pointer fingers point to children)." **John 14:2**

**Transition:** One thing that we will do in heaven is worship God. Let's take time to worship Him right now.

**Song 1:** "Hosanna Rock"



## Puppet Skit: Easter!

*Props: Cami should wear an Easter hat and have a basket*

C: Look at me! I'm all ready for Easter, \_\_\_\_\_!

WL: Cami...it's not Easter yet!

C: I know. But it's a special day, and I'm just gettin' ready for it. I can't wait!!!

WL: Ok, I get it.

C: I can't wait till Grammy sees my beeaautiful hat! An' I can't wait till I gets to eat her yummy Easter dinner! It's the best! She makes mashed alfalfa sprouts an' soybean casserole an' grass greens – yummers!

WL: Well, that sounds...um...interesting...

C: Oh! Do ya wanna come with us? I'm sure Grammy won't mind. She always makes lots!

WL: Oh, no thank you, Cami. It's really nice of you to offer, but I have plans already.

C: Ok. What are *you* doin' for Easter, \_\_\_\_\_?

WL: Well, we will be going to church and... *(tell her your plans)*

C: Easter is one of my favoritest times of the year cuz I gets to wear pretty hats, an' color Easter eggs, an' I get candy in my Easter basket, an' I gets to go to Grammy's...I can't wait.

WL: Umm – aren't you forgetting something, Cami?

C: Hmm...I don't think so. Hat, basket, candy, Grandma... What else is there?

WL: Easter is ALL about Jesus! We celebrate Easter because He died for our sin and then He rose again. We celebrate because Jesus is alive!

C: Oops! I guess I kinda forgotted.

WL: We don't ever want to forget that, Cami. Our teachers are going to tell us all about that today in class. This will help everyone to be ready for Easter.

C: Wow! That's awesome! I don't ever wanna forget that, \_\_\_\_\_! Thanks for remindin' me!

WL: You are welcome, Cami.

C: I'm gonna tell my grammy that Jesus is alive!

WL: Great idea! You tell her that good news, ok?

C: Ok! See ya later! Bye! *(goes down)*

WL: Bye, Cami!

**Transition:** I love Easter, and I love Jesus...how about you?

**Song 2:** "Jump Into the Light"

**Pray**

## Bible Lesson Introduction

**Pray:** *When you pray in class, always remind children that you are talking to God. Have children bow their heads, close their eyes, and fold their hands, so they can completely focus on God.*

**Find It:** When I open my Bible to the book of Matthew, is it in the OT or the NT? (NT) Let's say the first five books of the New Testament. (Matthew, Mark, Luke, John, Acts)

**Timeline:** Our lesson today can be found in the New Testament. Can you point to the New Testament on the timeline?

### Introduction to the Bible Lesson:

*Start your lesson in the center of the room by the palm branches and blankets.*

Do you remember what we talked about last week? Let's see what you learned.

1. Jesus was going to Jerusalem with His \_\_\_\_\_. (Disciples)
2. Jesus asked His disciples to go and find a \_\_\_\_\_. (Donkey)
3. Jesus rode the donkey down the road where people were waving \_\_\_\_\_. (Palm branches)
4. The people shouted, "\_\_\_\_\_" as they worshiped Jesus the King. (Hosanna!)

That must have been such a special day. Can you just imagine the joy and excitement to see Jesus? After the excitement, something very sad happened. *Have children move to the cross.*

## Scripture Outline: Matthew 26:1 – 28:7

### Jesus is betrayed and crucified

#### ***Paraphrase of Matthew 26 and 27:***

Some bad men told lies about Jesus. The lies became bigger and bigger and some of the same people who had worshiped Jesus by shouting, "Hosanna", started to believe the lies, and eventually they began to hate Jesus. This was wrong! Jesus never did anything wrong; He was perfect. Some soldiers took Jesus, spit on Him, beat Him, and then led Him away to die on the cross for sins that He did not do. After Jesus died, He was put in a tomb (cave), with a giant stone blocking the opening. Guards had to stay right by the side of the tomb, so nobody would try to come in.

But what happened? Did Jesus stay dead?

### Mary Magdalene and the other Mary

#### **Read Matthew 28:1**

*Have children move to the tomb.*

**Recap:** Three days after Jesus died on the cross, Mary and Mary Magdalene went to the tomb.

#### **Read Matthew 28:2**

**Recap:** An earthquake is when the ground shakes. *Have children shake as if they are in an earthquake.* Wow! An angel appeared. What did the angel do? He rolled back the stone and sat on it.

**Read Matthew 28:3**

**Recap:** That angel must have looked beautiful. I wonder what happened to the guards that were sitting by the side of the tomb?

**Read Matthew 28:4**

**Recap:** Could you imagine being Mary and Mary Magdalene? What would you do?

**Jesus is alive!**

**Read Matthew 28:5-6**

**Recap:** What did the angel tell Mary? (Not to be afraid) Then the angels told her that she could look in the tomb. What did she see? (The tomb was empty!) Jesus is alive, just like He told His disciples! Could you imagine looking in the tomb and seeing it empty? How did this happen? Jesus was gone! Let's finish reading what the angel said.

**Go!**

**Read Matthew 28:7**

**Recap:** The angel told the women to go quickly and tell Jesus' disciples. How fast do you think they ran? *Have children stand up and run in place as fast as possible.* There was something else very important the angel said: "There you will see Him." Wow, they were going to see Jesus ALIVE! How exciting this would be!

## Conclusion

Jesus is alive, and He loves you so much! He died for your sin, and then He had the power to come back to life! He didn't stay dead! This reminds me of three colors in our Wordless Book. (Red, dark, clean) Jesus died on the cross for our sin, and because of this we can have our sins forgiven. This is why we celebrate Easter.

## Do Right and Feel Right

Do you believe in Jesus? Do you really believe He died for your sin, and He rose again? If you do, you should pray and tell Him. Jesus can hear you when you pray. When I remember at Easter time that Jesus died and rose again for me, it makes me feel very thankful.

## Review Questions: What did we discover today?

1. Jesus died on the \_\_\_\_\_ for my sin. (Cross)
2. Three days later, how many ladies went to the tomb? Hint: They both had the same name. (Two – Mary and Mary Magdalene)
3. What did they feel when they got to the tomb? (An earthquake)
4. Who was sitting on the tombstone? (An angel)
5. Who was not in the tomb? (Jesus!)
6. Who rose from the dead? (Jesus!)

## Discover Time

**Transition to Discover Time:** Have children shout, “Jesus is alive!”, as they walk to Discover Time. Practice before you leave the room, so everyone is ready to shout it out.

**Do Right:** I will believe that Jesus died for my sin and rose again.

**Goal:** To remind children that Jesus rose again after dying for our sin.

### Location A: LEGO Station

#### **Supplies:**

- Green LEGO boards (one for every two children)
- Small cardstock picture of Jesus (one for every two children) (see appendix)
- Gray construction paper circles (one for every two children)

#### **Instructions for the DT Leader:**

1. Children will work with a partner to make a tomb out of LEGO bricks.
2. When their tomb is finished, children should place Jesus in the tomb, roll their “big rock” to cover the entrance of the tomb, and then act out His resurrection.
3. Occasionally remind children that the tomb is empty, and Jesus is alive!

**Discover Time Tip:** All leaders may need to assist children in building their tombs.

### Location B: Play-Doh Station

#### **Supplies:**

- Small cardstock picture of Jesus (one per child) (see appendix)
- Optional: gray construction paper circles (use for the rock instead of making with Play-Doh)

#### **Instructions for the DT Leader:**

1. Children will make a tomb and a big rock to cover the entrance of the tomb.
2. Have children place Jesus in the tomb and then act out His resurrection.
3. Occasionally remind children that the tomb is empty, and Jesus is alive!

## Classroom Review Time

**Lead Teachers ~ Connecting the DT to the Lesson:** What did you make today in Discover Time? (A tomb where Jesus was placed) Is Jesus still in the tomb? (No, He is alive!) How does it make you feel knowing that Jesus is alive? (Thankful) Let's clap and praise Jesus that He is alive!

### Reviewing the Know Right:

#### Supplies:

- Scenes and props from the Bible lesson: palms and blankets area, cross area, and tomb area

#### Instructions:

Read the following statements and have children stand by the matching scene/props from your Bible lesson:

1. People celebrate Jesus the King. (Palms and blankets)
2. Jesus died at this place. (Cross)
3. After Jesus died, He was placed here. (Tomb)
4. When Jesus hung here, He died for our sins. (Cross)
5. A guard stood by this place. (Tomb)
6. An angel came to this place. (Tomb)
7. People were very sad at this place. (Cross)
8. People were very excited at this place. (Palms and blankets and/or Tomb)
9. This place was empty because Jesus is alive! (Tomb)

### Think Right Activity while waiting for parents:

#### Supplies:

- Six plastic eggs, each one filled with one of the following: a cross, a donkey, a palm branch, a tomb or stone, a small person (to represent Jesus), an angel
- Beanbag

#### Instructions:

1. Have children sit in a circle.
2. **Say:** Remember John 14:2? This verse tells us why we celebrate Jesus. It tells us that God sent Jesus to the world, so we can have everlasting life in heaven! Jesus is in heaven! He is alive!
3. Have children pass around a beanbag while everyone recites the verse.
4. After finishing the verse, have the child holding the beanbag pick an egg.
5. Open the egg and ask the class what the item inside reminds them of.
6. Repeat until all eggs have been opened.



# Lesson 5 – April 13, 2025

## Acts 1:1-11, 1 Corinthians 15:3-8

<b>Know Right:</b>	Jesus returns to heaven.
<b>Think Right:</b>	“In my Father’s house are many rooms; if it were not so, I would have told you. I am going there to prepare a place for you.” John 14:2 (Top 12)
<b>Do Right:</b>	I will believe that Jesus is alive in heaven.
<b>Feel Right:</b>	I can feel hopeful when I believe that Jesus is alive in heaven.

## GET READY!

**We can find confidence and hope in the resurrection of Jesus. We know and believe that Jesus was victorious over death and is alive! As Christians, we have the promise of eternal life with Jesus! What a joy it is to be able to share this great news with the next generation.**

**Pray:** As you prepare to serve, pray Proverbs 2:1-11 over your children. *Teachers: Pray that God will give you a clear understanding of Scripture and the ability to accurately teach His Word.*

**Read:** Acts 1:1-11; 1 Corinthians 15:3-8

### **Know Right: Jesus returns to heaven**

Before He died, Jesus told His disciples that He would be raised to life on the third day. However, their behavior after Jesus’ crucifixion reveals that the disciples neither understood nor believed this essential truth. Knowing this, Jesus responded to the disciples with patience and love, as He demonstrated in undeniable ways the reality of His resurrection. As we begin to walk with Jesus through the book of Acts, we can observe the 180° turn that the disciples made as they believed the truth about our risen Savior. Now we, too, can believe that Jesus is alive in heaven.

## GET SET!

### Lead Teacher's Notes:

- It's an honor to teach children the Word of God. Take time to praise God for allowing you to serve Him this week!
- This lesson is very important because many children hear "Jesus died and rose again" but never understand that He actually walked on this earth after He rose from the dead, and He is alive in heaven.

### Creative Ideas for the Bible Lesson:

1. Bring props to enhance the lesson, such as a calendar, food, a cotton ball cloud, and two angel cut-outs. As you teach, pull items from a box to reinforce key points. *This idea is written into the lesson.*
2. Create a big, fun, glittery sign that says, "He is alive!" Hold it up during the lesson at the appropriate times.

## GO!

### Pre-Service Review Game

Worship Leaders will lead children in a review game. Game details are in the appendix.

### Large Group Opening Time

**Offering:** We are going to worship God right now by giving our money. When we give our money to God, our church will use it to tell others about Jesus. *Or insert a specific way your church will use the offering.*

### Think Right verse: John 14:2

*Open your Bible and read the verse with great expression! Ask children where this verse is found in the Bible. Have children stand up and say the verse with actions.*

**"In my Father's house** (hands above head and meet at a point) **are many rooms** (arms opening in front of you); **if it were not so** (shake finger), **I would have told you** (two pointer fingers move from mouth outward). **I am going there** (two pointer fingers point way up) **to prepare a place for you** (two pointer fingers point to children)." **John 14:2**

**Transition:** There is one thing that will not be in heaven, and that is sin. The dark page in the Wordless Book reminds me of sin. Sin is anything we think, say, or do that is against God. I don't want to be in the dark, I want to be in the light, like the clean page! I want to live for Jesus and run away from things that are against God.

### Song 1: "Jump Into the Light"



## Puppet Skit: Tracker's Bible

*Props: Bible and a bookmark*

**T:** Look what I gots! (*shows WL the Bible*)

**WL:** Oh, you have a Bible! That's awesome, Tracker!

**T:** Yep! I gots it for my birthday last year! It's my very own Bible!

**WL:** Wow, what a great birthday gift! The Bible is all about Jesus. That's very cool, Tracker!

**T:** Yep! An' I think the verse you guys are learnin' is right here in my Bible! But...how do I find it?

**WL:** (*to children*) Preschoolers, do you remember the reference of the verse you have been working on? (*have them say the reference with you*) John 14:2.

**T:** \_\_\_\_\_?

**WL:** Yes, Tracker?

**T:** Do ya think you could help me find that verse in my Bible?

**WL:** Sure, Tracker. Let's see, the book of John is in the New Testament of the Bible. It goes Matthew...

**T:** ...Mark, Luke, John!

**WL:** Good job, Tracker!

**T:** Thanks!

**WL:** (*finds it*) Here it is Tracker, John 14:2.

**T:** Let me try an' read it!

**WL:** Wow, you can read?

**T:** Just a little bit, but I'll try my bestest.

**WL:** That's OK, so can you tell us what it says, Tracker?

**T:** I sure can! "In my Father's house are many rooms; if it were not so, I would have told you. I am going there to prepare a place for you." John 14:2

**WL:** Let's all clap for Tracker. Very good, Tracker! (*to children*) Do you have it memorized? Let's try to say it all together! (*recite verse with children and Tracker*) That's awesome! It's a great verse to remember. It reminds us that Jesus is alive in heaven right now!

**T:** Wow! That is cool! I sure love that verse.

**WL:** Me, too! There are lots of verses we should memorize in the Bible.

**T:** Yep! I think I'm gonna go work on another verse! See ya later!

**WL:** Ok, Tracker. Bye!

**Transition:** When we memorize and read our Bible, we will find more and more reasons why we should love Jesus. Let's stand up and sing our song to Jesus!

**Song 2:** "When I Look"

**Pray**

## Bible Lesson Introduction

**Pray:** *When you pray in class, always remind children that you are talking to God. Have children bow their heads, close their eyes, and fold their hands, so they can completely focus on God.*

**Find It:** When I open my Bible to the book of Acts, is it in the OT or the NT? (NT) Let's say the books of the New Testament up to the book of Acts. (Matthew, Mark, Luke, John, Acts)

**Timeline:** Our lesson today can be found in the New Testament. Can you point to the New Testament on the timeline?

### Introduction to the Bible lesson:

Let's see how much you remember from our Bible lesson last week.

Let's play the "Thumbs up or Thumbs down" game. If the answer is "Yes", give a thumbs up. If the answer is "No", give a thumbs down\*.

- People cheered for Jesus and sang "Hosanna." (Thumbs up)
- Jesus rode on a white horse while palm branches were placed on the road. (Thumbs down)
- Jesus rode on a donkey. (Thumbs up)
- Jesus died on the cross for our sin. (Thumbs up)
- Jesus is still dead and is lying in the tomb. (Thumbs down)
- Jesus is no longer in the tomb. (Thumbs up)
- Jesus is alive! (Thumbs up!)

*Have everyone clap for doing a great job on the review.*

**\*Alternate ideas:** Have children stand up for "Yes" and sit down for "No." Or make a "T" with their hands for True and cover their ears for "False" statements.

What happened to Jesus? We know He rose from the dead, and He is alive. But what did He do when He came out of the tomb? I'm going to open my Bible to the book of Acts to find out what happened.

## Scripture Outline: Acts 1:1-11; 1 Corinthians 15:3-8

### Jesus teaches and eats with friends

#### ***Paraphrase of Acts 1:1-4:***

After Jesus rose from the dead, He talked to many people about heaven. He did this for forty days. *Hold up a calendar and show how long forty days is.* Wow, Jesus was really alive! Besides appearing to people, they also saw Jesus eating! Let's pretend we are eating. *Show food.* Jesus ate food just like you. Only people who are alive need to eat food.

What else did Jesus do after He rose from the dead? Let's look in the Bible in the book of 1 Corinthians.

### Jesus appears to Peter, the disciples, and 500 people

#### ***Paraphrase of 1 Corinthians 15:3-8:***

The Bible also says that after Jesus died and rose again, He appeared to Peter and His other disciples. I'm sure they were very, very happy to see Him. What would you do if you were a disciple, and you saw Jesus for the first time after He rose from the dead? Would you hug him, throw a party, or jump for joy?

He then appeared to not 10 people...not 20 people...not 100 people...He appeared to 500 people at the same time. Wow, 500 people...that's a lot of people! Each person could see that He was alive and healthy.

*Skip Acts 1:5-7*

### Jesus tells His disciples to tell others

#### ***Paraphrase of Acts 1:8:***

Jesus told His disciples to tell others about what they saw. Do you think people did this? Do you think they told others about Jesus?

Let's pretend we are the disciples telling others about Jesus. I will tell one person "Jesus is alive," and then they can tell as many people in the room as they want, and those people can tell other people. Let's see how fast we can spread this good news around to every person in our room.

## **Jesus is taken to heaven**

What happened to Jesus? Is He still alive today? Even to this very day, people are talking about Jesus. But something is different. Let's listen to what our Bible teaches us. When Jesus was with His disciples, He told them how important it is to tell others about Him. Then this is what happened.

### **Read Acts 1:9**

**Recap:** *Show cotton ball cloud.* Jesus went to heaven right before their very eyes! This is amazing. Can you imagine that...Jesus would be talking with you and right before your very eyes He goes up to heaven? Let's find out what happens next!

### **Paraphrase of Acts 1:10-11:**

When the disciples saw this, they stood and stared up in the sky. Then two angels (*show angel cut-outs*) came to the disciples as they were staring into the sky. The angels told the disciples that Jesus went to heaven to live, but He would come back. He hasn't returned yet, but some day, the Bible says He will come back to this earth. Wow! Isn't that exciting? Until then we should keep telling other people that Jesus is alive.

## **Conclusion**

Jesus is real and alive. He lives in heaven and cares very much for you.

## **Do Right and Feel Right**

Until Jesus comes again, let's make sure we tell others about Him and celebrate that He is alive! How can we tell others about Jesus? We can use the Wordless Book! Let's review what the Wordless Book teaches us. *Share the Gospel using the Wordless Book, and then give an invitation for salvation. If a child shows interest, have a leader talk to the child off to the side. Use the "Coaching Kids for Salvation" card to ensure the child is ready to make this decision.*

## **Review Questions: What did we discover today?**

1. After Jesus rose again, did He appear to other people? (Yes)
2. How many days did Jesus walk around and talk to people? (40 days)
3. Did Jesus eat food after He rose from the dead? (Yes)
4. Did He appear to a large group of people? (Yes, over 500 people)
5. What happened to Jesus? (He went to heaven)
6. Will Jesus come back some day? (Yes)

## Discover Time

**Transition to Discover Time:** *Have children shout, “Jesus is alive!”, while they skip to Discover Time. Practice before you leave the room, so everyone is ready to shout it out.*

**Do Right:** I will believe that Jesus is alive in heaven.

**Goal:** To practice telling others that Jesus is alive.

### Location A: Water Station

#### **Supplies:**

- Balloons (one per child plus extra in case some pop; fill balloons 80% full of air rather than 100%; this will help prevent balloons from popping)
- Whistle or bell
- High-energy music

#### **Instructions for the DT Leader:**

1. Have all children stand around a large square or circle. Have high-energy worship music playing in the background. Each child will hold a balloon.
2. Have children celebrate Jesus by tossing their balloons in the air at the same time. After a short period of time, blow the whistle or ring the bell and have each child find a balloon and stand back on the line.
3. **Say:** Is Jesus alive? (Children should yell back, “Yes!”) Tell two friends that Jesus is alive!
4. Children should run around and tell two friends. Repeat as time permits.

#### **Optional ideas:**

- Serve a special celebration snack at the end of this Discover Time.
- Use Wordless Book-colored balloons to celebrate.
- Have all preschoolers celebrate at the same time in the same location, instead of having one group go to the Art Station.

### Location B: Art Station

#### **Supplies:**

- Activity sheet with “Jesus is alive!” in bubble letters and many circles around the border (see appendix)
- Crayons
- Optional: smiley face stickers

#### **Instructions for the DT Leader:**

1. Have children color the letters and draw smiley faces inside the circles.
2. Optional: If using smiley face stickers, have children add a few stickers to some of the circles instead of drawing smiley faces in all of them.
3. Throughout the activity, say “Is Jesus alive?” Have children answer, “Yes!” Or, have everyone freeze and say, “Jesus is alive!” Then unfreeze and have children return to coloring.

## Classroom Review Time

**Lead Teachers ~ Connecting the DT to the Lesson:** Isn't it great to know Jesus is alive, and He is living in heaven? During Discover Time, we had a fun time celebrating that Jesus is alive. How can you celebrate at home this week? (You can color another picture, sing songs to Jesus, or tell your friends that Jesus is alive!)

### Reviewing the Know Right:

#### Supplies:

- Sign that says "No" with a stop sign (see appendix)
- Sign that says "Yes" with a smiley face (see appendix)

#### Instructions:

1. Place signs on the different sides of the room.
2. Have children jump, hop, or skip to the correct sign when you ask each question.
3. **Say:** I'm going to see how much you remember.
  - Jesus appeared to many people after He rose from the dead. (Yes)
  - Jesus is still dead. (No)
  - I should tell others that Jesus is alive! (Yes)
  - I should keep Jesus a secret. (No)
  - I will be happy to celebrate Jesus all week long. (Yes)
  - I can tell others about Jesus at preschool or daycare. (Yes)
  - I should only tell children about Jesus. (No)
  - I can tell my grandpa that Jesus is alive. (Yes)
4. If time permits, add in extra questions or repeat questions.

### Think Right Activity while waiting for parents:

#### Supplies:

- Beanbags
- Bucket

#### Instructions:

1. Have children sit in a circle.
2. As you all recite John 14:2, pass several beanbags.
3. After you recite the full verse as a group, have those children holding the beanbags stand up and recite the verse, then have them try to toss the bags into a bucket in the center of the circle.
4. Repeat as time permits.

**Optional:** Add a little variety to the game: pass in a different direction, stand and pass the beanbags, close your eyes as you pass the beanbags, say the verse in different voices (loud, soft, squeaky, babyish, etc.).

# On Track Map – April 20, 2025

## Topical Lesson: He rocked, it rolled!

<b>Know Right:</b>	Jesus is alive!
<b>Think Right:</b>	“In my Father’s house are many rooms; if it were not so, I would have told you. I am going there to prepare a place for you.” John 14:2 (Top 12)
<b>Do Right:</b>	I will celebrate and tell others Jesus is alive!
<b>Feel Right:</b>	I can be filled with joy knowing Jesus is alive!

## GET READY!

**Christ’s resurrection is central to our faith. Did you know that 1 Corinthians 15:3-7 is one of our earliest documented Christian teachings on the resurrection? From the beginning of the Church Age, we have celebrated that Jesus is risen! This Easter season, let’s ask God to fill us with joy as we remember and celebrate.**

*Note: this lesson can be done as one large group or in individual classes based on your attendance.*

**Pray:** Pray Ephesians 1:18 over your children. Ask God to reveal Himself to the children who attend class this week, as they think about who Jesus is. Pray specifically for visiting children who have never heard the truth of who Jesus is. Pray that their ears and hearts will open to the truth of God’s Word.

**Read:** Luke 22:39 – 24:53

**Know Right: Jesus is alive!**

## GET SET!

### Lead Teacher’s Notes:

- In addition to the props listed below, pictures or other props will enhance the lesson and keep children engaged.
- The entire lesson is leading up to an invitation for salvation, which is in the conclusion. Please make sure you have enough time set aside for this important part.

### Creative Idea for the Bible Lesson:

Use the following props to guide you through the lesson: palm branch, flowers, thirty silver coins, crown of thorns, a cross, and a Wordless Book. *This idea is written into the lesson.*

# GO!

## Pre-Service Review Game

Worship Leaders will lead children in a review game. Game details are in the appendix.

## Large Group Opening Time

**Offering:** We are going to worship God right now by giving our money. When we give our money to God, our church will help others to learn the Good News of Jesus. *Or insert a specific way your church will use the offering.*

**Think Right verse:** *We recommend reviewing the Think Right verse from the current quarter, rather than the Think Right verse from this lesson.*

*Read the verse from the Bible and then demonstrate the actions. Repeat the verse several times while saying it in a loud voice and then a quiet voice.*

**Transition:** *You will need to develop a transition based on song choice.*

**Song 1:** *Song of your choice*

### Puppet Skit: Celebrate Easter!

*Tracker should pop up and look excited!*

WL: Hi, Tracker! Can you guess what today is?

T: It's EEEEEEEEEEEEEaster! *(jump up and down several times)* Yippeeeeeee!

WL: I'm so excited, too! Kids, are you excited that today is Easter?

T: My favorite part of Easter is all the candy I get from the Easter Bunny. Yummy, yummy, I love it!

WL: Hold on, Tracker. Did you say we celebrate Easter because of candy? Kids, is that right?

*(shake head "No")*

T: What????????? What could be better than candy and little bunnies hopping around?!

WL: Tracker, Easter is a very special day. We celebrate Easter because it reminds us that Jesus is alive.

T: Where is He? I can't see Him... *(quickly look around for Jesus)*

WL: Tracker, our Bible teaches us that Jesus died on the cross and then rose back to life. When He was alive again, He talked, and walked, and even ate with many people, including His friends. They saw Him, and He was alive. After some time, He then went to heaven. Jesus is alive right now in heaven!

T: Wowwwwza! That is amazing! *(mouth hangs open)*



**WL:** That is why we celebrate Easter. Jesus is alive!

**T:** Let's have a party!!!! Hey, kids! Let's all stand and sing a song to Jesus. Easter is a time to celebrate Jesus!!!

**WL:** Okay, kids. Let's stand and worship and celebrate Jesus.

*(Tracker stays to sing with the children)*

**Transition:** *You will need to develop a transition based on song choice.*

**Song 2:** *Song of your choice*

**T:** Thanks for lettin' me sing with you! I'm gonna go tell Cami why we REALLLY celebrate Easter!

**WL:** Bye, Tracker! See you next week!

**Pray**

## Bible Lesson Introduction

**Pray:** *When you pray in class, always remind children that you are talking to God. God listens very carefully to each word we say. Have children bow their heads, close their eyes, and fold their hands, so they can completely focus and talk to God.*

**Find It:** When I open my Bible to the book of Luke, is it in the OT or the NT? (NT) Luke is the third book in the New Testament. *Point to Books of the Bible wall posters and count the three books.*

**Timeline:** Our lesson today can be found in the New Testament. Can you point to the New Testament on the timeline? *Point to the first NT picture of Jesus being born.* At Christmas time, Jesus was born. Jesus grew up to be a man. Today we are going to learn about what happened to Jesus when He was a man.

### Introduction to the Bible Lesson:

Let's go back a bit before we study Easter. Before Jesus died on the cross, He rode into Jerusalem on a donkey, and the people shouted, "Blessed is the king who comes in the name of the Lord!" *Show palm branch.* They also shouted, "Hosanna!" Let's all shout "Hosanna". Even though many people shouted, "Hosanna!", not everyone loved Him. Some people were jealous of Jesus and were very mean to Him.

## Scripture Outline: Luke 22:39 – 24:53

### Jesus prays in the Garden of Gethsemane on the Mount of Olives

#### **Paraphrase of Luke 22:39-46:**

Jesus went to the garden to pray. *Show flowers.* Jesus knew that soon the mean people would come for Him and put Him on the cross to die.

### Jesus is arrested

#### ***Paraphrase of Luke 22:47-53:***

Judas was one of Jesus' twelve disciples. He led the leaders and guards, who didn't like Jesus, to the garden, so they could arrest Jesus. Judas showed them who Jesus was by giving Jesus a kiss. The leaders paid him thirty silver coins. *Show silver coins.* It was terrible for Judas to help the leaders arrest Jesus.

*Skip Luke 22:54-62*

### Jesus is beaten and put on trial

#### ***Paraphrase of Luke 22:63 – 23:25:***

The guards were extremely cruel to Jesus. They spit on Jesus. They blindfolded Him and beat Him. The leaders asked Jesus if He was the Son of God. He told them He was. They said Jesus was lying, but was He lying? (No! Jesus never sinned or did anything wrong)

So, even though He didn't do anything wrong, the leaders had Jesus hurt even more. They put a crown of thorns on His head (John 19:2). *Show crown of thorns.*

### Jesus is crucified

#### ***Paraphrase of Luke 23:26-35:***

Jesus was led out of Jerusalem carrying His cross. *Show cross.* They took Him and nailed Him to the cross, and then He died.

*Skip Luke 23:36-49*

### Jesus is buried in the tomb

#### ***Paraphrase of Luke 23:50-56:***

Jesus was buried in an empty tomb and a huge stone was rolled in place to close the tomb.

### Jesus comes back to life

#### ***Paraphrase of Luke 24:1-12: Some portions are read as directed below.***

Very early on Sunday morning, three days later, Jesus' friends went to His tomb and found it empty! Listen to what the angels said to some of them at the tomb.

#### **Read Luke 24:5b-6a**

**Recap:** Jesus had risen from the dead! What would you do if you stood by the tomb and discovered it was empty? *Have children cheer!*

Wait...I think we would cheer more! *Have children cheer more!* What else could we do? (Sing, dance, worship our God!)

## Conclusion

Let's review this one more time with our Wordless Book. The gold page reminds us of how much God loves us. He loves us so much He made a place for us in heaven. This reminds me of our verse, John 14:2. Heaven is perfect, and Jesus lives there. But wait, what does this dark page remind us of? (Sin) Sin is anything we think, say, or do that is against God. This is a problem. *Hold up dark and gold together.* Sin and heaven do not go together because God and heaven are perfect. God loves us so much that He sent His one and only Son to come to this earth at Christmas as a baby. Jesus grew up, and then He died on the cross to take the punishment for our sin (red page). But Jesus didn't stay dead, He rose again! This means Jesus took our punishment and then came back to life – He is risen! Acts 16:31 tells us to believe in the Lord Jesus to be saved from our sin (white page). Do you believe? If you want to pray and tell Jesus you sinned and you want Him to forgive you, you can do this today. *Encourage children who would like to pray to move to the hallway or the side of the room where you can review with them the Wordless Book and have them pray. You can also use the "Coaching Kids for Salvation" card to ensure the child is ready to make this decision.*

## Do Right and Feel Right

For those of you who already believe in Jesus and have asked Him to forgive your sin and He is the leader of your life, you can celebrate Jesus and tell others the Good News that Jesus is alive! You can do this at lunch today by saying, "Do you know why we celebrate Easter?" Then tell everyone the Good News that Jesus is alive!

## Review Questions: What did we discover today?

1. Why did Jesus die on the cross? (To save us from our sin)
2. Did Jesus stay dead? (No, He is alive!)
3. When Jesus' friends went to the tomb, who was there? (An angel)
4. Should we celebrate that Jesus is alive? (Yes!)

## Discover Time

**Transition to Discover Time:** To help us tell others that Jesus is alive, let's make a special poster to hang at our house or give to our grandparents or a friend.

**Do Right:** I will celebrate and tell others that Jesus is alive!

**Goal:** To help children celebrate that Jesus is alive.

**Location:** Open space

**Supplies:**

- Activity sheet with "Jesus is alive!" and a large outlined cross (see appendix)
- Confetti (colorful tissue paper cut in pieces 1"x1" or smaller)
- Glue sticks or school glue and Q-tips

**Instructions for the DT Leader:**

1. Have children glue the confetti to the cross to celebrate that Jesus is alive.
2. Encourage them to share their picture and the Good News that Jesus is alive with their friends and family.

## Classroom Review Time

**Lead Teachers ~ Connecting the DT to the Lesson:** *As children walk back to class, have them skip and say, "Jesus is alive!" repeatedly. When they get back to class, have them sit in a circle. I feel so joyful knowing that Jesus is alive! How do you feel knowing Jesus is alive?*

**Reviewing the Know Right:****Supplies:**

- Wordless Book-colored paper (one sheet of each color; hang them on different walls)

**Instructions:**

1. Ask questions pertaining to the key words and verses that each Wordless Book color represents.
2. As each question is asked, children should stand by the Wordless Book-colored paper that they think answers the question.
3. Once all children are in place, give the correct answer and review that color.

**Sample questions:**

- This color reminds us that Jesus bled and died for us.
- This color reminds us of our sin.
- This color reminds us that if we ask Jesus to be our Savior, we can be clean.
- This color reminds us of heaven and God's great love for us.
- This color reminds us that after we are saved, we can grow.
- Which color reminds us of this verse: \_\_\_\_\_? (insert verses: John 14:2, Romans 3:23, John 3:16, 2 Peter 3:18a, or Acts 16:31)

**Think Right Activity while waiting for parents:****Supplies:**

- Parachute or sheet
- Bright colored ball-pit balls
- Celebration music

**Instructions:**

1. Tell children that they are going to bounce balls, like confetti, to celebrate that Jesus is alive.
2. Have children stand in a tight circle and hold the parachute/sheet.
3. Play celebration music as children bounce a couple of balls.
4. When the music stops, have children shout, "Jesus is alive!"
5. Then add a couple more balls to the fun celebration.
6. Repeat and keep adding balls to the celebration.
7. Remind children to carefully bounce the sheet, so they don't lose any balls.

# Lesson 6 – April 27, 2025

## Galatians 5:22-23

<b>Know Right:</b>	The Spirit gives fruit.
<b>Think Right:</b>	“In my Father’s house are many rooms; if it were not so, I would have told you. I am going there to prepare a place for you.” John 14:2 (Top 12)
<b>Do Right:</b>	I will show the fruit of the Spirit.
<b>Feel Right:</b>	I can feel good when I show the fruit of the Spirit.

## GET READY!

**It can be easy to forget the power that we have as believers. When we accept Jesus as our Lord and Savior, we receive the Holy Spirit! The Holy Spirit, our Helper, dwells in each of us and empowers us for daily living. The Holy Spirit bears fruit in us, called the fruit of the Spirit. As we study this week’s lesson, let’s consider where the Holy Spirit is producing fruit in our lives.**

**Pray:** Pray that the children in your class will understand the fruit of the Spirit.

**Read:** Galatians 5:22-23

### **Know Right: The Spirit gives fruit**

Forty days after His resurrection Jesus left this earth and ascended to the right hand of His Father. Thankfully, He did not leave His people alone. He sent a Helper, who would stay with us until the end. This Helper is one of the three Persons of God, the Holy Spirit. The Holy Spirit seals us in Jesus, guides us through this life, and bears fruit through us. When we trust in Jesus as our Lord and Savior, we can show the fruit of the Spirit.

## GET SET!

### **Lead Teacher’s Notes:**

- This is a difficult and abstract lesson for preschool children. As you teach it, remember you are laying a foundation for future lessons as children continue to study the Bible. Also, we will not be covering all of the fruit of the Spirit, but we will highlight five of them.
- Can a non-believer show and experience the fruit of the Spirit? (No) They can show attributes of it, but they cannot fully understand the true love, joy, peace, patience, kindness, goodness, faithfulness, gentleness, and self-control the Holy Spirit can produce in their life.
- “Works are the result of what we do, fruit is the product of what we are.” – Children’s Ministry Resource Bible
- Please refer to the Children’s Ministry Resource Bible: page 1482-1483.

### Creative Ideas for the Bible Lesson:

1. Paper cutouts: outline of a child (use any color paper), outline of a child in white, and a smaller outline of the child in gold, a dark square, and a red cross. *This idea is written into the lesson.*
2. Use the following props as you teach the lesson: cookies, Bible, phone, band-aids, and five gold circles. On each of the circles, write one of the following words: love, self-control, kindness, patience, and gentleness. *This idea is written into the lesson.*

**GO!**

### Pre-Service Review Game

Worship Leaders will lead children in a review game. Game details are in the appendix.

### Large Group Opening Time

**Offering:** We are going to worship God right now by giving our money. When we give our money to God, our church will use it to tell others about Jesus. *Or insert a specific way your church will use the offering.*

### Think Right verse: John 14:2

**Worship Leader and Teacher Tip:** *Our goal today is to challenge children to say the verse with confidence and use it as a response to a question.*

Let's all stand up and boldly say John 14:2. *Encourage children to say the verse with confidence!*  
This time, at the end, I want you to give your neighbor a big "high five"! *Repeat the verse.* If someone asked you, "Is heaven real?", what would you say? *Repeat the verse one more time, but this time have children look at you directly and use the verse as a response to your question.*

**"In my Father's house** (hands above head and meet at a point) **are many rooms** (arms opening in front of you); **if it were not so** (shake finger), **I would have told you** (two pointer fingers move from mouth outward). **I am going there** (two pointer fingers point way up) **to prepare a place for you** (two pointer fingers point to children)." **John 14:2**

**Transition:** John 14:2 shows us one way that God loves us; He made a home for us in heaven. He did this because He loves us so much.

**Song 1:** "Jesus Loves Me"

## Puppet Skit: Fruit!

*Tracker comes up with a bowl of fruit.*

WL: Hey, Tracker! Whatcha got there?

T: I gots LOTS of fruit for you!

WL: Well, thank you, Tracker. Ummmm...what's it for?

T: I heard you were talkin' about fruit today, so I thought I'd help out. I brought ya some. *(lists off the fruit in the bowl)*

WL: Whoa, Tracker! I think you misunderstood. We are not talking about the kind of fruit you eat!

T: Huh? What other kinda fruit is there, \_\_\_\_\_?

WL: I'm glad you asked, Tracker. The fruit we are talking about is the fruit of the Spirit.

T: The fruit of the *what*?

WL: Spirit. See, Tracker, once a person has asked Jesus to save them from their sin and be the leader of their lives, He helps them to do things God's way. When we follow Jesus, we will produce fruit!

T: Whatcha talkin' about, \_\_\_\_\_? I asked Jesus to save me from my sin, but you don't see bananas growin' on me...do ya?

WL: No, Tracker! That's *not* the kind of fruit we are talking about, remember?

T: Whew! Oh yeah...so what is the fruit you're talkin' about?

WL: The fruit of the Spirit is love, joy, peace, patience, kindness, goodness, faithfulness, gentleness, and self-control. God will help you to show that kind of fruit once you ask Jesus to save you from your sin and be your leader. We are going to learn about the fruit of the Spirit in our lesson today.

T: Oh, I gots it. I think...

WL: For example, you can ask God to help you to only eat one cookie instead of ten cookies – that's the fruit of self-control.

T: Hmmm, I'm really gonna need God's help with that, \_\_\_\_\_! I love cookies!

WL: Yep! We need God's help with all the fruit of the Spirit, Tracker.

T: Well, I gots to get goin'. I guess I'll see if Cami wants to share some of my fruit...

WL: That would be very kind of you, Tracker!

T: I guess I'm makin' the fruit of the Spirit already!

WL: You sure are! See you later, Tracker!

T: Ok! Bye, friends!

**Transition:** Wow, the fruit of the Spirit is something very special you can have if you are a Christian. This kind of fruit is love, joy, peace, patience, kindness, goodness, faithfulness, gentleness, and self-control. If you have this fruit, you have many reasons to rejoice!

**Song 2:** "Today is the Day"

**Pray**

## Bible Lesson Introduction

**Pray:** *When you pray in class, always remind children that you are talking to God. Have children bow their heads, close their eyes, and fold their hands, so they can completely focus on God.*

**Find It:** When I open my Bible up to the book of Galatians, is it in the OT or the NT? (NT) Let's say the books of the New Testament up to the book of Galatians. *Point to the NT list as you say the books.*

**Timeline:** Our lesson today can be found in the New Testament. Can you point to the New Testament on the Bible timeline?

### Introduction to the Bible Lesson:

Last week we learned about what happened to Jesus after He rose again. Let's see how much you remember. Clap once if the answer is "Yes."

- Did Jesus eat with other people after He rose again? (Yes)
- Did He talk with other people? (Yes)
- Did He tell others about heaven? (Yes)

Jesus told His disciples that they should tell others about Jesus. Did you tell anyone that Jesus is alive this past week? *Allow children to answer.*

When Jesus left and went to heaven, He gave those who believed in Him Someone who would be with them all the time. This Someone is the Holy Spirit. Can you say "Holy Spirit"? When we make a decision to ask Jesus (*show red cross*) to take away our sin (*show dark square*) and become the leader of our life, He makes us clean on the inside (*lay the white cutout over the child cutout*) and gives us the Holy Spirit that lives inside of us (*place gold cutout over the white cutout*). Once this happens, you start to act and talk differently. Why? Because the Holy Spirit is living inside of you.

Let me explain this to you. If I had an orange tree, what type of fruit would come from the orange tree? (Oranges) If I had an apple tree, what type of fruit would come from the apple tree? (Apples) If I had a chocolate tree, what would come from the chocolate tree? (Chocolate) What if I had a garbage tree? What would come from the garbage tree? (Garbage) If I had a sin tree, what would come from a sin tree? (Sin) What if I had a Jesus and Holy Spirit tree? What would come from that? (Good things, or as we call it, the "fruit of the Spirit")

Today we're going to talk about the fruit of the Spirit. If we love Jesus, and the Holy Spirit is in us, we produce fruit of the Spirit. We can learn about the fruit of the Spirit in the Bible, in the book of Galatians. Can you say, "Ga-la-tians"? The book of Galatians tells us what this fruit will look like.



## Scripture Outline: Galatians 5:22-23

### The fruit

#### **Read Galatians 5:22-23**

**Recap:** What type of tree or person would the fruit of the Spirit come from – a mean person who loves sin or a person who loves Jesus? (A person who loves Jesus) *Show the gold circle with the word “love” on it.*

Today we’re going to play a game. I will tell you a story, and you will tell me what fruit this person who loves Jesus is showing.

#### **Self-Control (Prop: Cookies)**

Bella loves cookies. Her mother told her to wait until after dinner. Bella was super hungry, but she knew she needed to obey her mom. Bella controlled herself, obeyed, and waited without even complaining or whining. What fruit of the Spirit came out of Bella? Was it kindness or self-control? (Self-control) *Place the gold “self-control” circle next to the cookies.* Who was helping Bella do what was right? (Jesus/Holy Spirit)

Before we read our next story, let’s stand up and review the fruit of the Spirit. Jump each time I say the name of a fruit of the Spirit: love, joy, peace, patience, kindness, goodness, faithfulness, gentleness, and self-control.

#### **Kindness (Prop: Bible)**

Joey’s grandpa was really sick. Everyone tried to encourage him with cards and gifts, but Joey knew what his grandpa really liked the best. It was looking at his Bible. Joey found his favorite fuzzy blanket and his teddy bear and put it right next to Grandpa. He also gave him his favorite Bible, so he could read it when he was awake. Joey was showing the fruit of the Spirit. What fruit did he show? Did he show kindness or patience? (Kindness) *Place the gold “kindness” circle next to the Bible.* Who was helping Joey do what was right? (Jesus/Holy Spirit)

Before we read our next story, let’s review the fruit of the Spirit. Each time I say the name of a fruit of the Spirit, clap your hands: love, joy, peace, patience, kindness, goodness, faithfulness, gentleness, and self-control.

#### **Patience (Prop: Phone)**

Seth’s mother was on the phone for a very long time. He wanted to go to the park, but his mother kept talking. It seemed like forever that she was on the phone. He couldn’t wait to get to the park because it had a brand-new super slide. He had a choice to whine, complain, and make loud noises, or to wait quietly. Seth chose to happily play with his toys until she was off the phone. What fruit did Seth show? Did he show gentleness or patience? (Patience) *Place the gold “patience” circle next to the phone.* Who was helping Seth do what was right? (Jesus/Holy Spirit)

Before we read our next story, let's stand up and review the fruit of the Spirit. Each time I say the name of a fruit of the Spirit, stomp your feet: love, joy, peace, patience, kindness, goodness, faithfulness, gentleness, and self-control.

**Gentleness (Prop: Band-aids)**

Elizabeth's little brother was a fast little guy. He ran all over the place. One day, as he was running, he tripped and cut his knee. Elizabeth carefully lifted him up and took him inside the house. She wiped off the cut and put a band-aid on his knee. She gave her brother a big hug to make him feel better. What fruit did Elizabeth show? Did she show gentleness or joy? (Gentleness) *Place the gold "gentleness" circle next to the band-aids.* Who was helping Elizabeth do what was right? (Jesus/Holy Spirit)

## Conclusion

All the children in this lesson showed the fruit of the Spirit that we learned about in our Bible.

## Do Right and Feel Right

What kind of fruit comes from you? If you have asked Jesus to forgive your sin and to be the leader of your life, you have the Holy Spirit to help you do what is right. *Share the Gospel using the Wordless Book, and then give an invitation for salvation. If a child shows interest, have a leader talk to the child off to the side. Use the "Coaching Kids for Salvation" card to ensure the child is ready to make this decision.* This week, when you go home, see how often the fruit of the Spirit comes out of your life. I'm sure you will feel very good on the inside, if the Spirit is working in your life.

## Review Questions: What did we discover today?

1. Name a few of the fruit of the Spirit. (Love, joy, peace, patience, kindness, goodness, faithfulness, gentleness, and self-control)
2. How do you show patience when your mom is on the phone; do you whine and complain or wait quietly? (Wait quietly)
3. How do you show kindness to a friend; do you share your favorite toy or keep it for yourself? (Share your favorite toy)
4. Can only Christians have the fruit of the Spirit? (Yes, our fruit comes from the Spirit, not from ourselves)
5. Which book of the Bible can we find the fruit of the Spirit in – Galatians or Matthew? (Galatians)

## Discover Time

**Transition to Discover Time:** *On the way to Discover Time, have a leader shout out a fruit of the Spirit, one at a time, and have the children repeat.*

**Do Right:** I will show the fruit of the Spirit.

**Goal:** To challenge children to show the fruit of the Spirit.

## **Location A: Box Station**

### **Supplies:**

- Thirty boxes
- Box signs to make ten “children”, each made from three boxes – ten faces (eight with smiles and two with mean faces), ten shirts, and ten pants (tape to boxes) (see appendix)
- Bell

### **Instructions for the DT Leader:**

1. Have students sit next to each other in a straight line.
2. Have them repeat the fruit of the Spirit after you.
3. Show the children the boxes and point out the heads, shirts, and pants.
4. Say: I think these boxes can be turned into some kids. I wonder if these children are showing the fruit of the Spirit. Let's work together and see if we can stack our friends and then decide who has the fruit of the Spirit.
5. Have children stack the boxes – pants at the bottom, shirt in the middle, and then the head on top.
6. While preschoolers are building, remind them to be kind to their friends by sharing the boxes. If their friend is building and they want to add a piece, they need to be patient and show self-control by waiting. Ring a bell and announce every time you see a fruit of the Spirit being displayed.
7. At the end, have the preschoolers look at the children they've built out of boxes and decide which ones are showing the fruit of the Spirit. (The ones with smiles)
8. Repeat if time permits.

## **Location B: LEGO Station**

### **Supplies:**

- Green LEGO boards (one for every two children)
- Bell

### **Instructions for the DT Leader:**

1. Encourage children to build with a friend whatever they want out of LEGO bricks on their shared green board.
2. While children are building, remind them to be kind to their friends by sharing the LEGO bricks.
3. If their friend is building and they want to add a piece, they need to be patient and show self-control by waiting.
4. Ring a bell and announce every time you see a fruit of the Spirit being displayed.

## **Classroom Review Time**

**Lead Teachers ~ Connecting the DT to the Lesson:** Did you create something with your friends? What did you make? As you worked, I saw fruit coming out of you: love, patience, kindness, self-control. This is what we just talked about in our lesson!

## **Reviewing the Know Right:**

### **Supplies:**

- Activity sheet with the fruit of the Spirit – the first letter of each word is a large bubble letter followed by the rest of the word, words will be scattered around the page (see appendix)
- Crayons

### **Instructions:**

1. Have children sit at tables.
2. As children color, the leader should point to a letter and have children state what letter it is.
3. After they say the letter, remind them what that letter stands for (example: “P” is for patience!).
4. Give examples of how children can be patient as they color.
5. Repeat with each word/letter.

## **Think Right Activity while waiting for parents:**

### **Option 1**

#### **Supplies:**

- “Fruit of the Spirit” cards – one fruit of the Spirit on each card (see appendix)

#### **Instructions:**

1. Have children sit in a circle and close their eyes.
2. With their eyes closed, have them recite John 14:2 while you hide one or more words in your room.
3. Tell children you will be playing a spy game by trying to find \_\_\_\_\_ (number of hidden cards) words that are hidden in the room.
4. After each card is found, give examples of that fruit of the Spirit.
5. Repeat several times with different words.

**Tips:** Depending on the number of children in your room, you may want only a few children to hunt at a time. You may also have all the children point to the words while still sitting in a circle. Or you could hide all the words in advance and have them search and then review.

### **Option 2**

#### **Supplies:**

- Painter’s tape or Velcro (use to create a large square on the floor of your classroom)

#### **Instructions:**

1. Have children stand on the lines of the square to start.
2. Say a word. If the word is a fruit of the Spirit, children should jump into the square. If it is not a fruit of the Spirit, children should jump out of the square.
3. Mix up correct answers (love, joy, peace, patience, kindness, goodness, faithfulness, gentleness, self-control) and incorrect answers (apples, bananas, grapes, hitting, whining, sinning, etc.).
4. If children jump at the wrong time or in the wrong direction, they should sit in the middle of the square and clap each time you say the fruit of the Spirit.
5. After a short amount of time, stop the game and have everyone say John 14:2. Then release children to stand back on the lines and continue the game.

# ~~Lesson 7~~

## ~~Acts 2:22-41~~

~~Know Right:~~ \_\_\_\_\_ Peter tells others about Jesus.

~~Think Right:~~ \_\_\_\_\_ “In my Father’s house are many rooms; if it were not so, I would have told you.  
\_\_\_\_\_ I am going there to prepare a place for you.” John 14:2 (Top 12)

~~Do Right:~~ \_\_\_\_\_ I will tell others the Good News about Jesus.

~~Feel Right:~~ \_\_\_\_\_ I can feel kind when I tell others the Good News about Jesus.

***This lesson is not being used during this sequence.***

# ~~Lesson 8~~

## ~~Acts 3:1-4:22~~

**Know Right:** \_\_\_\_\_ Peter stands firm for Jesus.

**Think Right:** \_\_\_\_\_ “In my Father’s house are many rooms; if it were not so, I would have told you.  
\_\_\_\_\_ I am going there to prepare a place for you.” John 14:2 (Top 12)

**Do Right:** \_\_\_\_\_ I will tell others Jesus loves them.

**Feel Right:** \_\_\_\_\_ I can feel courageous when I tell others about how much Jesus loves them.

***This lesson is not being used during this sequence.***

# Lesson 9 – May 4, 2025

## Acts 5:17-42

<b>Know Right:</b>	Peter obeys God.
<b>Think Right:</b>	“Love the Lord your God with all your heart and with all your soul and with all your mind and with all your strength.’ The second is this: ‘Love your neighbor as yourself.” Mark 12:30-31a (Top 12)
<b>Do Right:</b>	I will show self-control when obeying God.
<b>Feel Right:</b>	I can feel joyful when I obey God.

## GET READY!

Each of us have experienced (and will experience) moments when we will have to choose between pleasing God or pleasing other people. In those moments, we can remember the example of Peter and the other apostles, who chose to joyfully obey God, even in the face of persecution. Our children will also face moments like these or may have already experienced them. As you study this week’s lesson, pray that God will use you to prepare your children, so they too will be equipped to joyfully choose obedience.

**Pray:** Pray that the children in your class will have self-control and obey God’s Word, not out of duty but because they love to obey their Savior.

**Read:** Acts 5:17-42

### **Know Right: Peter obeys God**

Peter and the other disciples maintained their stand for the Lord and performed many more miracles that brought people to Christ. In their jealousy, the religious leaders threw the disciples in jail, Peter for the second time. The disciples were ordered to stop teaching in the name of Jesus, to which they replied, “We must obey God rather than men!” Now we know when we are faced with the choice to obey men or to obey God, it is God we must obey.

## GET SET!

### Lead Teacher's Notes:

- The better you know the lesson, the better the children will interact with the lesson. The more you apply the lesson to your life in advance, the more passionate you will become about teaching it.
- Take time to pray for any children who did not attend your class last week. Pray for perfect attendance this week!

### Creative Ideas for the Bible Lesson:

1. A jail made from a box and action figures of Peter, the angel, and the Sadducees. Note: Action figures do not have to be actual Bible action figures – use a male doll or other action figures and add a Bible wardrobe for clothing.
2. Create a jail in one corner of the room and the temple court on the other. Create paper plate faces of the Sadducees and the angel. Have children pretend to be Peter while you become the angel and other characters by placing the paper plate over your face when you speak.

## GO!

### Pre-Service Review Game

Worship Leaders will lead children in a review game. Game details are in the appendix.

### Large Group Opening Time

**Offering:** We are going to worship God right now by giving our money. When we give our money to God, our church will use it to tell others about Jesus. *Or insert a specific way your church will use the offering.*

### Think Right verse: Mark 12:30-31a

Today, we are going to learn a new verse. We can find it in the New Testament in the book of Mark, chapter 12, verses 30-31a. This verse teaches us the importance of loving God. Listen carefully as I read this verse from my Bible, then we will do it with actions.

**“Love (hug self) the Lord (point up) your God (other pointer finger up) with all your heart (hands over heart) and with all your soul (point from your toes to your head with two fingers) and with all your mind (point to head with two fingers) and with all your strength (show arm muscles).’ The second is this (hold up two fingers): ‘Love your neighbor (point to a neighbor) as yourself (point to self).’” Mark 12:30-31a**

**Transition:** Peter and John were very courageous as they told other people how to get to heaven. They obeyed God by telling others. Can you obey God and tell your friends about the Good News of Jesus?

**Song 1:** “Good News”



## Puppet Skit: The big dilemma

*Tracker comes up scratching his head.*

T: Hey, \_\_\_\_\_. I gots whatcha call a 'dilemma.'

WL: Wow, Tracker! That's a pretty big word! Do you even know what that means?

T: What? Of course I do! I'm a *big* camel!

WL: OK...so what *does* 'dilemma' mean?

T: It's a *big* problem! An' that's just what I gots. I gots a dilemma!

WL: Well, why don't you tell us what your dilemma is, Tracker?

T: So, my friend Monty, he's a monkey. He's so much fun! He likes to be silly an' make funny faces all the time in preschool. But my teacher doesn't think it's too funny. Monty gets in trouble all the time.

WL: Well, I can certainly understand that, Tracker. So, what's your dilemma?

T: Well, tomorrow Monty wants me an' Ollie an' a couple other guys to make a funny face all at the same time, right when Miss Hill says it's counting time. He says it will be super funny an' Miss Hill will just laugh. He says that if we don't do it, we're fraidy-cats.

WL: Hmm. So, what do you think?

T: I don't know – it doesn't seem like it would be that bad – an' it will probably be kinda funny...

WL: Well, Tracker, what do you think God wants you to do?

T: He probably wants me to not listen to Monty – an' that's my dilemma! I want Monty to like me. What if he doesn't like me, and he calls me a fraidy-cat?

WL: I know it's hard, Tracker, but we need to do the right thing – which means doing what God wants us to do – even if other people or monkeys want us to do something else.

T: Oh, shucks! I kinda knew that. But I just want Monty to like me.

WL: I understand, Tracker. But maybe Monty will see that you are doing the right thing, and it will help him want to do the right thing, too.

T: Hmmm...I guess you're right. I'm gonna listen to God! Even if Monty does call me a fraidy-cat.

WL: I'm glad, Tracker! Trusting and obeying God is very important. It's not always easy, but it's always best!

T: Ok! Thanks, \_\_\_\_\_! I feel better now cuz my dilemma is all figured out!

WL: I'm glad, Tracker. You have a great day!

T: You too, \_\_\_\_\_. See ya later!

WL: Ok, Tracker. Bye! *(to children after Tracker leaves)* Today we are going to hear about someone who had a dilemma, just like Tracker.

**Transition:** Tracker needed to have self-control and do what is right. Let's sing, "Jump Into the Light" to remind us of this.

**Song 2:** "Jump Into the Light"

**Pray**

## Bible Lesson Introduction

**Pray:** *When you pray in class, always remind children that you are talking to God. Have children bow their heads, close their eyes, and fold their hands, so they can completely focus on God.*

**Find It:** When I open my Bible to the book of Acts, is it in the OT or the NT? (NT) Let's say the books of the New Testament up to the book of Acts. (Matthew, Mark, Luke, John, Acts)

**Timeline:** Our lesson today can be found in the New Testament. Can you point to the New Testament on the Bible timeline?

### Introduction to the Bible Lesson:

Who was Peter? (He was a person who loved Jesus, told others about Jesus, and healed a man who couldn't walk) Today we'll learn more about Peter and some of the other disciples who were with him. Let's open the Bible to the book of Acts. Peter and the disciples were boldly telling others about Jesus because they loved people, and they loved God. What do you think they told others about Jesus? *Review the Wordless Book.*

God also did great miracles through Peter and the other disciples (like when Peter healed the disabled man). People gave money to the church, so more people could hear about Jesus, just like you do when you come to church (Acts 4:32-35).

Amazing things were happening, but there were some people that were not happy.

## Scripture Outline: Acts 5:17-42

### Peter and the disciples go to jail

#### ***Paraphrase of Acts 5:17:***

Some mean men, who were leaders, became jealous of Peter and the other disciples. They weren't happy that the disciples were telling others about Jesus.

#### **Read Acts 5:18**

**Recap:** How would you feel being put in jail? The jail was a horrible, dirty place. The disciples were put in jail with guards surrounding their little room. But while they were in jail, something happened. Let's keep reading.

### An angel appears

#### **Read Acts 5:19-20 with suspense**

**Recap:** That is so cool! An angel of the Lord opened the door of the jail and let them out! The disciples and the angel left the jail and snuck past all the guards. Nobody saw them at all. And do you know what the angel told them to do? He told them to go back out and tell everyone about Jesus!

### The disciples boldly teach about Jesus

#### **Read Acts 5:21a**

**Recap:** In the morning, Peter and the other disciples went back to the temple and started to preach the Good News of Jesus just like the angel told them to. They were very bold and courageous!

### The jail is empty

#### ***Paraphrase of Acts 5:21b-24:***

The leaders sent officers to the jail to see if the disciples were there. They went to their jail cell, looked in, and saw it was empty. The room they were in was locked up tight and the guards were still standing there. How could this be? Let's keep reading.

### The disciples continue to share with the mean people (Sadducees) about Jesus

#### **Read Acts 5:25**

**Recap:** That is amazing!

#### ***Paraphrase of Acts 5:26-42:***

The mean people found the disciples and told them again that they could not tell others about Jesus. The disciples knew they needed to obey God rather than those men. They courageously stood in front of them and told them about Jesus. What is a way that we can tell others about Jesus? (With the Wordless Book) *Review the Wordless Book.* Can anyone stop you from obeying God and telling others about Him? (No)

This made these men very mad, and they wanted to kill the disciples. But one man said they should let them go. So, Peter and the disciples left rejoicing because they obeyed God rather than men.

## Conclusion

The disciples were very bold men for God. They would tell others anywhere and anytime about how much they loved Jesus, even if it meant they would go to jail. The disciples joyfully obeyed God.

## Do Right and Feel Right

Can you be like the disciples and obey God no matter what anyone says? This means if someone wants you to tell a lie, you should have self-control and obey God by telling the truth. As we heard in our Bible lesson, this may not always be easy, but it's the right thing to do.

## Review Questions: What did we discover today?

1. Were Peter and the other disciples put in jail or sent to the park to play? (They were put in jail)
2. Were they put in jail because they were telling others about Jesus or because they were singing too loud? (They were telling others about Jesus)
3. Did an angel help them get out of jail? (Yes)
4. When they got out of jail, did they tell others about Jesus or did they run away and hide? (They told others about Jesus)
5. Did the disciples obey God? (Yes)
6. Are you willing to obey God?

## Discover Time

**Transition to Discover Time:** Let's practice obeying. First let's skip to Discover Time. Now let's fly like airplanes. Now let's walk as we shout, "I will obey God!" *Continue with different instructions until you reach Discover Time; congratulate them on obeying.*

**Do Right:** I will show self-control when obeying God.

**Goal:** To help children understand how self-control connects with obedience.

### **Location A: Box Station**

#### **Supplies:**

- Boxes
- Bell
- Child-sized angel costume
- Painter's tape (in advance, use tape on the floor to make an outline of the walls of the jail; leave an opening for the door so children can easily enter)

#### **Instructions for the DT Leader:**

1. Children will stack boxes on the tape lines to create jail walls.
2. When the bell rings, they must stop stacking and show "self-control" by not moving until the bell rings again.
3. As soon as the bell rings, they can keep on building.
4. Repeat often, highlighting the words "obey" and "self-control".
5. When the jail is completed, have one child dress as an angel and have the rest of the class sit in the jail like Peter.
6. The angel can then release them one at a time to line up to go back to class.

**Location B: Mission Station** – *The Mission Lesson is provided in the appendix.*

## Classroom Review Time

**Lead Teachers ~ Connecting the DT to the Lesson:** I saw many of you showing self-control as you obeyed during Discover Time. Peter showed self-control and did what was right. He obeyed God and kept telling others about Jesus. This week, can you show self-control by obeying your parents? God's Word teaches us to show self-control and obey our parents. If God tells us to obey, what should we do? (Obey) Should we get mad when we don't want to obey? (No, we should ask God to help us obey joyfully) Joy is a fruit of the Spirit.

*Note: If your DT was in the Mission Station, please develop a connection to the Bible lesson.*

### Reviewing the Know Right:

#### Supplies:

- Painter's tape (make a path with tape for Peter around the outside of your classroom; it can be around tables and chairs)
- Action figure (to represent Peter) or a picture of Peter

#### Instructions:

1. Say: Peter was a busy man. He obeyed God by telling others about Jesus all the time. Let me see who has been listening and learning about Peter today. We will start Peter at the beginning of the line, and during the review game if you get the answer correct you can move Peter two big steps. Your goal is to get him from the start of the line to the finish line.
2. A child will go to Peter and pick him up, take two big steps, set Peter down, and then sit back down before the next question is asked.
3. If you finish the questions once, repeat several times, so children are confident with the answers.
  - Did Peter love Jesus? (Yes)
  - Did Peter tell people about Jesus? (Yes)
  - Did Peter disobey God by being mean to others? (No)
  - Did Peter obey God? (Yes)
  - Peter was taken to a very bad place, where was it? (Jail)
  - Who helped Peter get out of jail? (An angel)
  - Did God use the disciples to heal people? (Yes)
  - When Peter obeyed, he didn't complain because he had \_\_\_\_\_. (Self-control)
  - Self-control is a fruit of the \_\_\_\_\_. (Spirit)

### Think Right Activity while waiting for parents:

#### Supplies:

- Blocks

#### Instructions:

1. Have children sit in a circle.
2. The leader should recite Mark 12:30-31a. Occasionally freeze and have the children say the next word.
3. If they get it correct, have a child stack a block on the pile.
4. The goal is to see how high they can stack the blocks while reviewing the verse.

# Lesson 10 – May 11, 2025

## Acts 12:1-18

<b>Know Right:</b>	Peter escapes from prison.
<b>Think Right:</b>	“Love the Lord your God with all your heart and with all your soul and with all your mind and with all your strength.’ The second is this: ‘Love your neighbor as yourself.” Mark 12:30-31a (Top 12)
<b>Do Right:</b>	I will confidently pray to God.
<b>Feel Right:</b>	I can feel confident when I pray to God.

## GET READY!

**We frequently remind our children that God always hears us when we pray. This truth is for us, too! God is always with us and always hears our prayers. As believers, we can find immense comfort in this. In moments where we face fear or discouragement, we can fix our hearts and minds on the Lord, remind ourselves of His presence, and confidently pray to Him.**

**Pray:** Spend time really praying for the children in your class this week. Pray that their ears will be open to truth and their minds will be ready to understand what is being taught.

**Read:** Acts 12:1-18

### **Know Right: Peter escapes from prison**

As Jesus had warned, the persecution of His followers continued. After King Herod had John’s brother James executed, he threw Peter in jail (this was Peter’s third time to be imprisoned). The church of believers began to earnestly pray for Peter. In the midst of his imprisonment, guarded by four soldiers at a time, Peter was able to sleep soundly. When the angel of the Lord arrived to free him, he had to strike Peter in the side to wake him up! God delivered another miracle and showed all believers that we can confidently pray to God, and He hears and answers our prayers.

## GET SET!

### Lead Teacher's Notes:

- Do you really believe that God can answer prayer? Before you teach this lesson, examine your own beliefs; this may ignite a new passion for what you are teaching this week.
- Children's prayers are some of the most powerful prayers due to their child-like faith. Never underestimate when children pray, and count it a blessing that you can teach preschool children the importance and power of praying.

### Creative Ideas for the Bible Lesson:

1. Create a house and a jail out of cereal boxes (put a door on both). Use clothespin people or action figures to recreate the lesson. Ask your DT Leader or Shepherd to read the specific Scriptures (when you see the word READ) during the lesson. Ask them in advance, so they can prepare and read with expression. When reading Scripture portions, move people from the house to the jail, etc.
2. Create the scene in your classroom and act out the lesson with the children.

## GO!

### Pre-Service Review Game

Worship Leaders will lead children in a review game. Game details are in the appendix.

### Large Group Opening Time

**Offering:** We are going to worship God right now by giving our money. When we give our money to God, our church will use it to tell others about Jesus. *Or insert a specific way your church will use the offering.*

### Think Right verse: Mark 12:30-31a

Do you remember our new verse from last week? We can find it in the New Testament in the book of Mark, chapter 12, verses 30-31a. This verse teaches us the importance of loving God. Listen carefully as I read this verse from my Bible, then we will do it with actions.

**“Love (hug self) the Lord (point up) your God (other pointer finger up) with all your heart (hands over heart) and with all your soul (point from your toes to your head with two fingers) and with all your mind (point to head with two fingers) and with all your strength (show arm muscles).’ The second is this (hold up two fingers): ‘Love your neighbor (point to a neighbor) as yourself (point to self).’” Mark 12:30-31a**

**Transition:** I love Jesus, and He loves me. Let's sing about this.

**Song 1:** “Jesus Loves Me”



### Puppet Skit: God hears our prayers!

*Tracker comes up quiet, almost sad.*

WL: Tracker, you look a little sad today.

T: I'm ok, \_\_\_\_\_. I just had somethin' bad happen to me this week.

WL: What happened, Tracker?

T: Promise you won't laugh?

WL: Of course we won't. Go on, Tracker.

T: See, when I was a baby camel, I gotted a stuffed frog for Christmas. I wasn't even one year old yet! That frog went everywhere with me when I was little.

WL: Lots of kids have stuffed animals, Tracker.

T: I guess so. I named my frog "Frank". Frank an' I were always together! Me an' Frank. Frank an' me. Of course, when I started preschool, Frank had ta stay home.

WL: Of course.

T: Well, last week somethin' really, really bad happened!

WL: What happened?

T: Frank got putted in the give-away box by accident! Before I knew it, Frank was gone! I hadn't played with him for a long time, but it was nice just knowin' he was there.

WL: I understand, Tracker.

T: I know he's just a baby toy, but I still miss him.

WL: I'm sure you do, Tracker. Have you talked to God about it?

T: God doesn't gots time for that kinda stuff, \_\_\_\_\_.

WL: Sure He does. God wants us to come to Him with our troubles. He is always there, and He always hears us. He knows what happened already, Tracker. He knows you are sad. You can talk to Him anytime about anything.

T: Are ya sure, \_\_\_\_\_?

WL: I'm sure, Tracker! You can tell God anything! Talking to Him will help.

T: It sure is nice that God cares about us and always hears us. I think I'm gonna go talk to God.

WL: You do that, Tracker. I know you'll feel better. We'll see you next week, ok?

T: Ok, \_\_\_\_\_. Bye, everyone!

WL: *(to children)* Boy, I'm glad Tracker's going to talk to God about his problem. God wants to help us when we are sad or hurt. He is always there for us and is always listening.

**Transition:** I think we all have bad days like Tracker. But when I do, I pray and ask God to help me through my day. He reminds me that there is always a reason to rejoice!

**Song 2:** "Today is the Day"

**Pray**

## Bible Lesson Introduction

**Pray:** *When you pray in class, always remind children that you are talking to God. Have children bow their heads, close their eyes, and fold their hands, so they can completely focus on God.*

**Find It:** When I open my Bible to the book of Acts, is it in the OT or the NT? (NT) Let's say the books of the New Testament up to the book of Acts. (Matthew, Mark, Luke, John, Acts)

**Timeline:** Our lesson today can be found in the New Testament. Can you point to the New Testament on the timeline?

### Introduction to the Bible Lesson:

In our past Bible lessons, we learned about many people who heard about Jesus. Who was telling all these people about Jesus? (Peter) Peter loved God and wanted everyone to know that Jesus died on the cross for their sin, that He rose again, and is alive today! Some people loved to hear about Jesus, and others didn't. Let's see what happens to Peter today.

## Scripture Outline: Acts 12:1-18

### Peter is put in prison

#### **Paraphrase of Acts 12:1-4:**

Once again Peter was busy telling others about Jesus. King Herod and other mean people did not like Jesus. They became very angry when they heard that Peter was courageously telling so many people about Jesus. They wanted to stop Peter, so they decided to put him in jail.

Wait, the same thing happened in our lesson last week! Peter continued to obey God rather than men, even if he ended up in jail again. In this jail, they had big Roman guards stand right next to him. They actually put chains on his hands and attached it to the guards, so Peter could not escape. It wasn't a good place to be.

What would you do if you were in jail like Peter? Would you cry or would you trust Jesus? What do you think Peter's friends were doing while Peter was in jail?

### The church prays

#### **Read Acts 12:5**

**Recap:** Peter's friends were praying! When we hear something bad, what is the first thing we should do? (We should pray!) That is exactly what happened in our lesson. Peter's friends at church prayed, and they prayed hard. What do you think they asked God for when they prayed? They probably prayed that Peter would be safe, that he would be released from jail, and maybe that he could tell other people in jail about Jesus. The Bible doesn't exactly tell us what they prayed for, but they probably prayed for all three of these things.

### **God answers prayers**

#### **Read Acts 12:6-7 with great expression**

**Recap:** God answered their prayers! Can you imagine if you were Peter? Chains falling off, seeing the bright light of an angel, and knowing you were going to leave the jail. But wait, how would they get past the guards? Let's keep reading.

### **The angel of the Lord rescues Peter**

#### **Read Acts 12:8-10**

**Recap:** This is totally amazing! Can you imagine this? *Have children lay down and pretend they are sleeping. Then say, "Quick, get up!", and have children jump up. Tell them to put on their pretend clothes and sandals and then wrap their cloak around themselves and follow you. Pretend to sneak around your room.*

This is how Peter must have felt, except his chains fell off and there was a bright light. God answered their prayers by providing an angel to help Peter escape from jail. Even Peter was amazed by how powerful God is!

### **Peter goes to those who are praying for him**

#### ***Paraphrase of Acts 12:11-16:***

Peter knew that the Lord had sent an angel to rescue him, and he quickly went to the house of his friends who were praying for him. He knocked on the door, and a young girl named Rhoda came to the door. She recognized Peter's voice outside the door and became so overjoyed that she forgot to let Peter in the house. She ran to those who were praying and said, "Peter is at the door!" The people praying said, "You're out of your mind!" That means that they didn't believe her.

But Peter kept knocking, and when they opened the door and saw him, they were amazed! Can you imagine how excited everyone must have been? I have a feeling it was almost like a big party! But wait...

#### **Read Acts 12:17**

**Recap:** Where was Peter going? (To a safe place where the guards could not find him)

### **The soldiers look for Peter**

#### ***Paraphrase of Acts 12:18:***

In the morning, the soldiers began to look for Peter. They couldn't figure out how Peter could have gotten past the guards and escaped from jail. This was impossible! How could this happen? How could Peter escape from jail? It was a miracle – something only God can do! God answered the prayers of the people in Peter's church!

## **Conclusion**

Do you believe that God can hear and answer your prayer requests? How does God answer your prayer requests? (Yes, no, or wait) In today's lesson, we saw how God said, "Yes!"

## Do Right and Feel Right

If you know God can answer your prayer requests, do you often pray like the people in Peter's church for God to answer them? What can you pray about? (Missionaries to be safe, sick people to get better, a new friend at preschool, etc.) When you pray, you can feel confident knowing God hears you and will answer your prayer requests.

## Review Questions: What did we discover today?

1. Did Peter or Bill go to jail? (Peter)
2. Why did Peter go to jail? (He was telling others about Jesus)
3. What did Peter's friends do when they heard he was in jail? (They prayed)
4. Did an angel let Peter out of jail? (Yes)
5. Where did Peter go when he left the jail? (To the house where people were praying)
6. Did Rhoda, a servant girl, answer the door? (Yes)
7. Were the people happy or sad when they saw Peter at the door? (Happy)
8. Does God answer prayers? (Yes)

## Discover Time

**Transition to Discover Time:** How does God answer prayer requests? (Yes, not, or wait) Let's nod our heads for 'Yes', shake our heads for 'No', and put out our hand in a stop motion for 'Wait.' *Practice a few times before heading to DT to reinforce how God answers prayers. Then repeat as you walk to DT.*

**Do Right:** I will confidently pray to God.

**Goal:** To challenge children to realize the importance of asking and waiting for answered prayers.

### Location A: Sand Station

#### **Supplies:**

- Small sand toys (in a tub, away from the sand area)
- Large, fun sand toys (in a tub, near the sand area)
- Yes, No, and Wait signs (see appendix)

#### **Instructions for the DT Leader:**

1. Have children form a line a short distance away from the sand area, and let them know that they will play in the sand, but they will have to ask permission and wait for your answer.
2. Say: "Who likes to play in the sand? We are all going to play in the sand today, but first let me ask you a question: What should you do when you want or need something? (You should ask!) That's how this is going to work today. If you want something, you need to ask and wait for my answer. I will answer either "Yes, no, or wait"."
3. Other leaders should encourage children to ask if they may go by the sand.
4. Hold up the "Yes" sign and say: "Yes, you may go by the sand now, but you must wait (*hold up the "Wait" sign*) to touch the sand."
5. Allow children to stand by the sand area.
6. Other leaders should encourage the children to ask if they may start playing.

7. Hold up the “Yes” sign and say: “Yes, you may play in the sand, but you must wait (*hold up the “Wait” sign*) to play with the toys. I only want you to play in the sand with your hands, no toys.” (This is reinforcing self-control, a fruit of the Spirit)
8. Allow children to play in the sand with their hands.
9. Other leaders should encourage children to ask again if they may play with the large, fun toys by the sand area.
10. Hold up the “No” sign and say: “No, you may not play with these toys (the tub near the sand), but I have some others you may use.” (Bring out the second tub of small toys that is away from the sand)
11. After a few minutes, other leaders should encourage children to ask again if they may play with the tub of large, fun toys.
12. Hold up the “Yes” sign and inform children that they may play with the second tub of large, fun toys, but to make sure they are kind and share them with their friends. (This is reinforcing kindness, a fruit of the Spirit)
13. While children are playing in the sand, talk about prayer and things they can pray about. Also remind them that God answers our prayer requests three ways: yes, no, or wait.

## **Location B: Food Station**

### **Supplies:**

- Bowls
- Ice cream or yogurt (individual portions should be prepared ahead of time) – *check for allergies*
- Various toppings – *check for allergies*
- Spoons
- A bag of dirt
- A bag of stones
- Yes, No, and Wait signs (see appendix)

### **Instructions for the DT Leader:**

1. Children will build an ice cream sundae (or yogurt parfait), but they will have to ask for each item and wait for your answer.
2. Say: “Would you like to have ice cream sundaes (or yogurt parfaits)? What should you do when you want or need something? (You should ask!) That’s how this is going to work today. If you want something, you need to ask and wait for my answer. I will answer either ‘yes’, ‘no’, or ‘wait’. What’s the first thing you should ask for?”
3. Other leaders should encourage children to ask for ice cream.
4. Hold up the “Yes” sign and say: “Yes, you can have ice cream.”
5. Pass out the ice cream.
6. Then show them the various toppings as you talk about how great they would be on their ice cream (or yogurt).
7. Other leaders should encourage children to ask for specific items.
8. Hold up the “Wait” sign and say: “You will have to wait.”
9. Have the Shepherd ask for rocks or dirt.
10. Hold up the “No” sign and say: “No, that would not be good for you.”
11. As a class, take time to thank God for the snack.
12. After the prayer, hold up the “Yes” sign and inform children that they can have the toppings now.
13. Allow children to ask for specific toppings.
14. While children are eating their sundaes, talk about prayer and things they can pray about. Also remind them that God answers our prayer requests three ways: yes, no, or wait.

**Discover Time Tip:** If you have time, you could add the spoons as an item children will have to ask for.

## Classroom Review Time

**Lead Teachers ~ Connecting the DT to the Lesson:** God answers prayer! How does God answer prayer? *Have children tell you: Yes, no, or wait.* In our DT activity today, you needed to ask before you played or enjoyed a treat. God also wants us to ask for the things we need or want. Sometimes God says, “yes”, sometimes God says, “no”, because what we want isn't what is best. Sometimes God even says, “wait”, to help us to grow by being patient! *Refer to specific illustrations from your DT activity.*

### Reviewing the Know Right:

#### Supplies:

- Props from the Bible lesson
- Prayer chart with pictures of things to pray for – family, friends, grandparents, missions, church, food, home/shelter (see appendix)
- Crayons or washable markers

#### Instructions:

1. Use the props that you used for the lesson to review key points of the lesson.
2. Highlight that Peter's friends from church were praying while he was in jail.
3. Challenge children to think about things they can pray for as they color their prayer charts.
4. Challenge children to pray this week using their prayer chart.

### Think Right Activity while waiting for parents:

#### Supplies:

- Worship music
- Beanbag

#### Instructions:

1. Have children sit in a circle.
2. As the music plays, have children pass a beanbag.
3. Every 5-10 seconds stop the music and have the entire class recite Mark 12:30-31a.
4. Repeat as time permits.

# Lesson 11 – May 18, 2025

## Review Day

<b>Know Right:</b>	True wisdom comes from God's Word.
<b>Think Right:</b>	John 14:2 and Mark 12:30-31a (Top 12)
<b>Do Right:</b>	I will remember God's Word.
<b>Feel Right:</b>	I can feel wise when I remember God's Word.

## GET READY!

**As we prepare to review what we've learned this quarter, let's praise God for how He's been at work in our classrooms! What a privilege it is for us to be part of His work in kids' lives! Take some time to make a list, share with a friend, or simply think about the ways you have seen your children grow this year.**

**Pray:** Pray that God will help your children to always remember and apply the lessons they have been taught.

**Read:** Review the lessons from this quarter.

### **Know Right: True wisdom comes from God's Word.**

As we come to a brief rest in this journey, we should take some time to consider all that we have learned. Jesus has taught us some incredible truths in Matthew and Acts – truths that we need to always remember and live by. Let's celebrate what Jesus has done this year and make the commitment to remember God's Word and use it.

## GET SET!

### **Lead Teacher's Notes:**

- What did you learn this past quarter? Has God been speaking to you? If yes, stop and thank God for molding and shaping you spiritually this quarter.

### **Creative Ideas for the Bible Lesson:**

Place four treasure boxes, small suitcases, or brightly colored boxes in the four corners of your room or throughout your children's ministry space. Include props inside the four boxes (see lesson for details) that can be used to review specific Bible lessons. Teachers should review the lesson with the children's help. You will be amazed at how much these preschoolers have grown and are able to remember!

# GO!

## Pre-Service Review Game

Worship Leaders will lead children in a review game. Game details are in the appendix.

## Large Group Opening Time

**Offering:** We are going to worship God right now by giving our money. When we give our money to God, our church will use it to tell others about Jesus. *Or insert a specific way your church will use the offering.*

**Think Right verses: John 14:2 and Mark 12:30-31a**

**Note for Worship Leaders:** *Know and be confident in the actions before you arrive. Your eye contact and bold, strong hand motions are very important. We recognize this is a long section, but with a positive attitude and high expectations, you will be surprised how much the children remember.*

I'm going to say a verse and you tell me the address where we can find it in the Bible. *Recite Mark 12:30-31a. After a child states the address, have everyone say it together with the actions. Have all the leaders clap and cheer for the children!*

**“Love (hug self) the Lord (point up) your God (other pointer finger up) with all your heart (hands over heart) and with all your soul (point from your toes to your head with two fingers) and with all your mind (point to head with two fingers) and with all your strength (show arm muscles).’ The second is this (hold up two fingers): ‘Love your neighbor (point to a neighbor) as yourself (point to self).” Mark 12:30-31a**

I have one more. God wants us to know that heaven is a real place. What verse tells us about heaven? (John 14:2) *After a child states the address, have all the children say the verse together with the actions. Have all the leaders cheer and encourage the children to give each other “high fives.”*

**“In my Father's house (hands above head and meet at a point) are many rooms (arms opening in front of you); if it were not so (shake finger), I would have told you (two pointer fingers move from mouth outward). I am going there (two pointer fingers point way up) to prepare a place for you (two pointer fingers point to children).” John 14:2**

**Transition:** We have learned so much this year. We have learned four Bible verses and we have learned how to worship our God. Let's stand and worship our God today!

**Song 1:** “Hosanna Rock”



## Puppet Skit: Time to grow!

*Props: Tomato or other vegetable plant and a watering can*

T: Look what I gots! (*shows WL the plant*)

WL: Wow, Tracker! That's a very nice plant you have there.

T: Yep! It sure is! It's a tomato (*or whatever veggie*) plant! My mom helped me plant the seed a couple months ago.

WL: And now it's this big? What did you do to help it to grow, Tracker?

T: Well, Mom said first it needs really good dirt, so we gotted some at the store.

WL: That's a good place to start.

T: Then we planted the seed, but not too deep, Mom said. Then we watered it. I wanted to put lots of water on it right away, cuz I wanted it to grow fast, but Mom said that's not how it works. So, I gave it just enough water a couple times a week.

WL: It sounds like you had to be careful taking care of it.

T: Yep, I did! The first week or so, nothin' happened. Just nothing'. I wanted to dig up the seed and see if there was somethin' wrong with it, but Mom said to leave it alone cuz it needed to grow some roots first. I went an' looked at it every day, but nothin' was happening. Then one day, I sawed a little teeny, tiny plant! I was so excited I almost dropped it!

WL: Oh, no!

T: Almost, but I didn't. We kept it in the window, so it would get lots of sunshine. I watered it with this (*show watering can*) an' took care of it. An' it grew an' grew an' grew! Now it's ready to go in the ground outside. Mom said we will plant it today after church!

WL: That's great, Tracker! What will happen then?

T: We're gonna take care of it outside. An' in a couple months, we will have *tomatoes!* (*or whatever veggie*)

WL: Your plant makes me think of us!

T: Huh? Whatcha talkin' about, \_\_\_\_\_? You mean I should water myself? (*acts like he is going to pour the water on himself*)

WL: No, Tracker, that's not what I mean! See, first someone tells us about Jesus and how He can save us from our sin and be our leader. That's like the seed you planted. We need things to help us grow, too. Your plant needs good soil, water, and sunshine. We need God's Word, the Bible, prayer, and teaching, like we get here at church!

T: Oh, gotcha! I never thoughted about it like that!

WL: And just like your plant, we need to take care to do all those things: read our Bible, talk to God, and come and learn about Him, or we won't grow. If you stopped watering your plant, it wouldn't grow or give you tomatoes (*or whatever veggie*). If we stop reading the Bible, praying, and learning about God, we won't grow or have good fruit, something else we learned about this year.

T: We learned lots this year, didn't we, \_\_\_\_\_?

**WL:** We sure did! Today, we are going to look at some of those things we learned, in a fun way!

**T:** Wow! That sounds super exciting! But I gots to get goin'. After church, I gets to plant my plant in the garden.

**WL:** That's awesome, Tracker. You have a great day!

**T:** You too, \_\_\_\_\_! See ya later!

**WL:** Ok, Tracker. Bye! *(to children)* We want to grow, just like Tracker's plant. We are going to see how much you remember from our lessons. It's going to be so much fun!

**Transition:** As we grow, we can share the Good News of Jesus with others.

**Song 2:** "Good News"

**Pray**

## Bible Lesson Introduction

**Pray:** *When you pray in class, always remind children that you are talking to God. Have children bow their heads, close their eyes, and fold their hands, so they can completely focus on God.*

**Find It:** We have learned so much from our Bible. We learned about Jesus in the book of Matthew and Peter in the book of Acts. Are Matthew and Acts in the OT or the NT? (NT) Let's say the books of the New Testament up to the book of Acts. (Matthew, Mark, Luke, John, Acts)

**Timeline:** Today we will be reviewing Bible lessons in the New Testament. Can you point to the New Testament on the Bible timeline?

### Introduction to the Bible Lesson:

We have been studying the Bible all year, and I have seen many of you grow in the grace and knowledge of Jesus Christ. (2 Peter 3:18a) Today, we are going to review four of your Bible lessons to see how much you have grown in your knowledge.

## Lesson Review Activity

### **Box 1: Jesus died and rose again!**

#### **Supplies:**

- Box or suitcase with the following items: palm branch, donkey, cross, empty tomb

In Matthew, we learned about how the people loved Jesus. They loved Him so much they had a parade to worship Him. *Hold up palm branches.* What did they do with these? (They laid the branches on the road, so He could ride down the road on a \_\_\_\_\_.) *Hold up the donkey.*

After people worshiped Jesus, some mean people told lies about Him. These people made others believe that Jesus was bad. This was wrong. These bad people wanted Jesus to die as a punishment. Jesus didn't deserve to die on the \_\_\_\_\_. *Hold up the cross.* The Bible tells us that Jesus died, but then He rose again, and the \_\_\_\_\_ was empty. *Hold up the empty tomb.*

### **Box 2: Jesus is alive!**

#### **Supplies:**

- Box or suitcase with the following items: sliced loaf of bread (enough for all children to have a half slice) – *check for allergies*

From the Bible, we learned that Jesus appeared to many people after He rose again. He did this for forty days. He even ate with people. *Bring out the loaf of bread and share with the children.*

Only people who are active and alive are hungry for food. Our Jesus is alive!

### **Box 3: Jesus returns to heaven**

#### **Supplies:**

- Box or suitcase with the following item: large puff of cotton

Jesus didn't stay on earth; He went to heaven. We learned that His disciples watched as Jesus went up in a big \_\_\_\_\_. *Hold up a large puff of cotton/cloud.* Jesus is alive today. He knows you, He sees you, and He loves you very much. Can anyone tell me a verse about heaven? (John 14:2)

### **Box 4: Peter tells others about Jesus**

#### **Supplies:**

- Box or suitcase with the following items: Wordless Book, chains or jail prop, angel

After Jesus left, the disciples obeyed Jesus and told others about how to get to heaven. Peter told many people about Jesus! When Peter talked to others, what do you think he told them about? *Review the Wordless Book and highlight key verses.*

Peter chose to obey God rather than man, even if it meant he would go to \_\_\_\_\_. *Hold up chains or your jail prop.* But whenever Peter was in jail, people prayed, and God sent help from an \_\_\_\_\_. *Hold up the angel.* Will you be like Peter and tell others about Jesus?

## Conclusion

Isn't it great to know Jesus loved us so much He died on the cross, rose again, and lives today? Jesus was with Peter and protected Peter as he boldly told others about the Good News of Jesus.

## Do Right and Feel Right

It's important to remember God's Word, so we can grow to be more like Jesus. When we do this, we can feel wise.

What can we learn from all these great Bible lessons?

- Jesus is real and alive!
- Jesus wants us to believe in Him.
- We need to tell others about Him.
- We need to listen to and obey what we learn from our Bible.

Let's pray and thank God for teaching us through the Bible.

## Review Questions: What did we discover today?

1. Who died on the cross for our sin? (Jesus)
2. Is Jesus alive? (Yes)
3. After Jesus rose from the dead, did He talk to people and eat with them? (Yes)
4. Where is Jesus right now? (In heaven)
5. Who went and told others about Jesus? (Peter)
6. Should we tell others about Jesus? (Yes)

## Discover Time

**Transition to Discover Time:** As we walk to Discover Time, let's look for others. When we see someone, let's tell them, "Jesus is alive!"

**Do Right:** I will remember God's Word.

**Goal:** To help children review previous Bible verses.

**Locations A and B:** Large open area

**Supplies:**

- Multi-colored painter's tape in a huge, fun, jumbo maze pattern
- Fun worship music
- Verse review cards with John 14:2 and Mark 12:30-31a (verse and actions) (see appendix)

**Instructions for the DT Leader:**

1. Children should walk on the lines while the music is playing.
2. When the music stops, children should freeze.
3. Have a child choose a card.
4. Start to say the verse on the card, but then stop and have the children fill in the rest of the verse.
5. Repeat many times, stopping sooner, so the children have to fill in more of the verse.

**Options:**

- Multiple classes of preschoolers can play in different locations or create a jumbo maze and let all children play together.
- The children can hop, skip, jump, walk backwards, crawl, etc. to keep it interesting.

## Classroom Review Time

**Lead Teachers ~ Connecting the DT to the Lesson:** I was amazed with how well you knew your Bible verses! You have really grown in your knowledge of the Bible this year. But what do we do with what we "know" and "think" about? We must obey and do it.

**Reviewing the Know Right:**

**Supplies:**

- Three-inch stars (one per child)
- Pen or marker
- Tape

**Instructions:**

1. Look at the timeline and talk about the different lessons you studied this year.
2. Give each child a star and have them choose their favorite lesson.
3. Write their name on the star and stick the star above or below the lesson of their choice.
4. DT Leader and Shepherd can assist by sticking the stars on the wall.

## Think Right Activity while waiting for parents:

### Option 1

#### Supplies:

- Verse review cards with John 14:2 and Mark 12:30-31a (verse and actions) (see appendix)
- Beanbags
- Bucket

#### Instructions:

1. Have children sit in a circle around the bucket.
2. Pick a verse and have the children pass the beanbags as everyone recites the verse.
3. When the verse is done, whoever has a beanbag can toss it in the bucket.
4. Repeat as time permits.

### Option 2

#### Supplies:

- Verse review cards with John 14:2 and Mark 12:30-31a (verse and actions) (see appendix)
- Building blocks

#### Instructions:

1. Have children sit in a large square or circle.
2. Pick a verse and begin to recite the verse using actions. Stop before a keyword. Call on a child raising their hand to fill in the missing word. That child will get a block to begin building a mansion, like we will have in heaven. Optional: Have them complete the entire verse with actions.
3. Repeat as time permits.

### Option 3

#### Supplies:

- Wordless Book Bingo cards (one per child) (see appendix\*)
  - \*Note: The printable resource includes six different cards (each card has the title “BINGO” in a different color), which all have the same 16 images, but in a different order. Make sure you print all six options and distribute different cards to each child, so they don’t all get bingo at the same time.
- Wordless Book Bingo leader cards (see appendix)
- A small cup of cereal for each child or chips/tokens (to use as bingo markers) – *check for allergies*

#### Instructions:

1. Have children sit at tables with a leader. Each child will need a bingo card and a cup of cereal or chips/tokens.
2. The leader will randomly select a leader card and hold it up for the children to match on their bingo card using a piece of cereal or a chip/token.
3. Whenever you hold up the gold card, recite John 14:2. Remind them that gold stands for heaven and God’s love.
4. Throughout the activity, remind children that they can use the Wordless Book to tell others about Jesus, just like the disciples did.
5. When one child gets four in a row, they should call out “Bingo!” At this time, if using cereal, allow all children to eat the cereal on their bingo card.
6. Repeat as time permits.

# On Track Map – May 25, 2025

## Topical Lesson: Prayer

<b>Know Right:</b>	God wants us to trust Him when we pray.
<b>Think Right:</b>	“Trust in the Lord with all your heart and lean not on your own understanding; in all your ways acknowledge Him, and He will make your paths straight.” Proverbs 3:5-6 (Top 12)
<b>Do Right:</b>	I will trust God when I pray.
<b>Feel Right:</b>	I can feel happy when I pray.

## GET READY!

Our loving and compassionate God wants us to share with Him the desires of our heart, as well as what is weighing on our heart. He is a perfect, all-knowing God who knows what is best. That is why, when we pray, we need to remember to ask God to make the desires of our heart align with His and then find peace in the assurance that His plan is better than we ever imagined.

**Pray:** Pray that the children in your class will desire to grow to be like God, have faith in His plan, and trust Him when they pray.

**Read:** Matthew 26:36-39

**Know Right:** God wants us to trust Him when we pray

## GET SET!

### Lead Teacher's Notes:

- Have consistent expectations for your preschool children. They should sit up and listen during the Bible lesson. If they have questions, they should raise their hands. If children meet the class expectations, be sure to encourage them for listening and learning.

### Creative Ideas for the Bible Lesson:

Use three numbered bags with the following props inside them to teach the lesson. *This idea is written into the lesson.*

- Bag 1: Phone
- Bag 2: Red marker and paper (or red dry erase marker and a whiteboard); you should also have a chair available to sit on
- Bag 3: Clock, blanket, box of cereal, lunch bag

# GO!

## Pre-Service Review Game

Worship Leaders will lead children in a review game. Game details are in the appendix.

## Large Group Opening Time

**Offering:** We are going to worship God right now by giving our money. When we give our money to God at church, it will be used to tell others about Jesus! *Or insert a specific way your church will use the offering.* Let's joyfully give our money now.

**Think Right verse:** *We recommend reviewing the Think Right verse from the current quarter, rather than the Think Right verse from this lesson.*

*Read the verse from the Bible and then demonstrate the actions. Repeat the verse several times while saying it in a loud voice, a quiet voice, and while jumping up and down.*

**Transition:** *You will need to develop a transition based on song choice.*

**Song 1:** *Song of your choice*

### Puppet Skit: Tracker learns to pray when he's scared

**Props:** *eye mask and teddy bear*

**WL:** Let's see if our friend Tracker has been up to anything fun lately. *(have children call for Tracker)*

**T:** *(comes up shaking, wearing an eye mask and holding a teddy bear)*

**WL:** Hi, Tracker! Who's your friend?

**T:** *(sounds sad)* Oh, hi ya, \_\_\_\_\_. This is Humphrey, my teddy bear.

**WL:** Hello, Humphrey. What is that on your head?

**T:** *(still sounding sad)* This is my eye mask. Humphrey and my mask help me sleep. I'm gonna go to my grandma's house for a sleepover.

**WL:** What fun! Grandma's house is always fun.

**T:** *(starts to sound excited)* Yeah, I like goin' to my grandma's house! We always bake cookies and sing songs and play in her garden and go to the park together!

**WL:** Then why are you sad, Tracker?

**T:** *(sad again)* When it gets to be nighttime, her house gets all dark, and I don't have a nightlight, aaand I have to sleep in a room all by myself. I get scared because my mom and dad aren't there with me.



**WL:** Oh, I see. Did you know that you are never alone, Tracker?

**T:** But, when I'm in my room at night, I'm all alone. It's scaaaaaary! (*shakes with fear*)

**WL:** God is always with you. He wants you to tell Him when you are scared or worried. He always hears your prayers, Tracker.

**T:** (*starting to sound more confident*) He does? So, what should I pray when I get scared at Grandma's at night?

**WL:** Well, let's see. You could pray something like, "God, I am scared right now, but I know You love me and are here with me. Please help me to sleep well and not be scared. Amen." How does that sound?

**T:** That sounds pretty good. Can I have my grandma pray with me, too?

**WL:** Absolutely! I'm sure she would love to pray with you at bedtime or anytime!

**T:** (*in a happy voice*) You know what? I'm gonna pray tonight if I get scared. And if I really need to, I will just yell, (*in a funny voice*) "Graaaaaandma! Can you pray with me, pleeeeeeeeeease?!"

**WL:** That sounds like a perfect plan. Have fun at your grandma's house, Tracker!

**T:** Oh, I will! See ya next week! (*Tracker leaves*)

**Transition:** *You will need to develop a transition based on song choice.*

**Song 2:** *Song of your choice*

**Pray**

## Bible Lesson Introduction

**Pray:** *Praying out loud is one way to help preschoolers learn to pray in a public setting. Expect children to focus and show respect to God by folding their hands, bowing their heads, and closing their eyes when they pray in the classroom. Who are we talking to when we pray? (God!) Let's talk with Him right now.*

**Find It:** There are two sections of the Bible. There is the OT, which is the first part of the Bible. And there is the NT, which is the second part near the end of the Bible. Does anyone know which Testament we learn about Jesus being born? (NT) We are going to be learning about Jesus and his mother Mary in the NT today.

**Timeline:** *Point to the New Testament portion of the timeline to show where you are learning from today.*

### Introduction to the Bible Lesson:

Why was Tracker scared today? *Allow children to answer.* He was scared of being alone in his room at his grandma's house. Do you ever get scared sometimes? I do. Everyone does, but we know we can always pray and talk to God and trust that He hears us and is with us when we are afraid.

## Lesson Outline

### Bag 1 – What is prayer?

What is prayer? Prayer is talking to God. Do you talk with your parents? Can they hear you when you talk? *Show phone*. Do you ever talk to someone on the phone? Can they hear you talk, even though you might not be able to see them? (Yes) When you talk to God, He hears you when you pray, even though you can't see Him. In the Bible, it says in 1 John 5:14, "This is the confidence we have in approaching God: That if we ask anything according to His will, He hears us." Wow, this is so amazing. The God who created the sun, moon, stars, me and you...He hears us when we pray, and He is willing to answer our prayers.

People in our Bible prayed to God. Mary the mother of Jesus prayed and so did Jesus. When Mary prayed, she rejoiced and praised God. Jesus prayed often. One time He was very sad, so He prayed and told God exactly how He felt. God heard both Mary and Jesus when they prayed.

### Bag 2 – Trust God to answer our prayers

How does God answer our prayer requests? (Yes, no, or wait) Let's say that again! (Yes, no, wait) When we talk to God, the Bible tells us that we should ask for things that please God (according to His will). Maybe your grandmother is sick. Should we pray that she feels better? Yes, God wants us to pray for other people. Does God always answer 'yes' to our prayers right away? Sometimes He might, but other times He may say 'wait'. At that time, we need to be still and trust Him. This reminds me of a Bible verse that we've learned. Proverbs 3:5-6. Let's all say it together. "Trust in the Lord with all your heart and lean not on your own understanding; in all your ways acknowledge Him, and He will make your paths straight."

So, when we pray, we should trust Him. Trust is a big word. What does 'trust' mean and who should we trust? Let's look at this chair. How many of you think, if I sat on this chair, it would hold me? *Sit on the chair*. I trusted that the chair would hold me, and it did. Should I trust that my marker is red? *Point to the word 'red' on the side of the marker and draw a red line*. I trusted that the marker was red, and it was. God says He will hear you when you pray. We can trust that He will hear us and answer our prayer requests yes, no, or wait.

The Bible teaches us about many people who prayed and trusted God. *Point to people on the Bible timeline that prayed and trusted God*.

Our God is good, and He wants what is best for you.

### **Bag 3 – We can pray anytime**

When can we pray? Psalm 55:17 says, “Evening, morning and noon I cry out in distress (when we are really sad), and He hears my voice.”

This verse teaches us that we can pray at night, in the morning, and at lunchtime. We can pray anytime of the day or night! And we can trust that God will listen to us all throughout the day no matter where we are. *Show clock.*

- What can we pray about at night? *Show blanket and allow children to answer.*
- What can we pray about in the morning? *Show box of cereal and allow children to answer.*
- What can we pray about at lunchtime? *Show lunch bag and allow children to answer.*

Whenever or wherever we pray we can trust that God will hear and answer our prayer requests.

## **Conclusion**

God loves us more than anyone else does...even more than our parents do. That's a lot of love! Because He loves us so much, He knows what is best for us. When you pray, you can trust that God will help you with whatever He wants you to do because He loves you so, so, so much.

## **Do Right and Feel Right**

You can feel happy when you choose to trust God. Let's say the beginning of Proverbs 3:5-6 together. “Trust in the Lord with all your heart.” Now let's say “I will trust God when I pray!” in our loud voices. *Repeat several times.*

## **Review Questions: What did we discover today?**

1. Who are you talking to when you pray? (God)
2. Can God hear us when we pray? (Yes)
3. We learned about the word ‘trust’. Can you trust God when you pray? (Yes)
4. What are some things that you can ask God for?
5. When can we pray? (Anytime – evening, morning, and noon)

## Discover Time

**Transition to Discover Time:** It's amazing that we can trust God with everything when we pray. We are going to make something to hang up at home to remind us that we can trust God when we pray.

**Do Right:** I will trust God when I pray.

**Goal:** To help children remember to trust God when they pray.

**Location:** Large indoor or outdoor space

**Supplies:**

- Cardstock with "I will trust God when I pray!" and Proverbs 3:5-6 (one per child) (see appendix)
- Washable paint in squeeze bottles
- Marbles
- Shirt-sized gift boxes

**Set-Up:**

- Have one box per two children set up on the floor with one cardstock activity sheet, small dots of paint, and a marble inside.
- Have a second cardstock activity sheet sitting next to the box.

**Instructions for the DT Leader:**

1. Have two children sit around each box.
2. Put the children's names on their activity sheets.
3. Ask them what are some things that make them scared or worried and allow them to answer.
4. Remind them that they can tell God about their worries when they pray and trust that God will take care of them because He loves them very much. Then recite Proverbs 3:5-6.
5. Leaders will assist each pair of children as they work together to tilt the box to roll the marble through the paint and over the piece of paper to decorate it. After a minute or two, take the paper out and repeat with the other child's activity sheet and more paint, so each child has one to take home.

**Alternate ideas:**

- For younger preschoolers, use dot stampers to make a fun border around the sign. Leaders can outline the word "God" with school glue and children can add glitter.
- Use the alternate resource with bubble letters (see appendix) and have children color the letters with crayons or washable markers, and then add stickers or glitter, or use dot stampers to make a fun border.

## Classroom Review Time

**Lead Teachers ~ Connecting the DT to the Lesson:** Your trust reminders look great! Now, when you are at home, you can look at it and remember that you can trust God when you pray.

### Reviewing the Know Right:

#### Supplies:

- Pictures of typical preschooler worries (lightning, getting hurt, going to preschool/daycare, getting lost, getting a shot, the dark; note: the happy and sad faces will only be used during the Think Right activity) (see appendix)
- Bell or noisemaker

#### Instructions:

1. Set all the picture cards out on the floor and have children sit around them.
2. One at a time, have a child point to a picture of something that scares or worries them.
3. Have the child bring the picture to you and repeat a short prayer after you. Pray that God will help them not be scared and that they will trust God. Keep the prayer simple and short.
4. Have the child ring the bell and everyone will cheer because we can be happy that we trust God when we pray!

### Think Right Activity while waiting for parents:

#### Supplies:

- Pictures of preschool worries from above, plus the happy and sad faces (see appendix)
- Beanbags
- Song "Trust in the Lord" by Rob Biagi or a song from the current quarter worship list

#### Instructions:

1. Have children stand in a circle with pictures in the middle.
2. Play music as children pass beanbags.
3. Occasionally stop the music and have children toss the beanbags on a picture.
4. If a beanbag lands on a picture, the teacher should highlight the situation and ask the children, "What should you do?" Their answer should be, "Pray and trust in the Lord!"
5. If the beanbag lands on a smile, the child shouts, "I will trust in the Lord!" If the beanbag lands on a sad face, the child says in a sad, shaky voice, "I didn't trust God. I'm scared!"



# Lesson Review Questions

## Year 2 – Quarter 3

**Leader's Note:** Reword questions to better suit the developmental age level of the children you're working with or to better fit the game/activity. They can be revised to be multiple choice, true or false, or fill in the blank. The purpose of the review questions is to reinforce what children have learned, not to stump them. Incorrect answers should always be kindly and positively corrected, so all children clearly hear the correct answer. *Note: Lesson Review Cards are available in the appendix.*

### **Lesson 1**

1. What did Jesus do all by Himself in a quiet place? Hint: Fold your hands. (Pray)
2. When evening came, did Jesus walk on the water or the clouds? (The water)
3. Jesus walked on the water towards the disciples who were in a \_\_\_\_\_. (Boat)
4. When the disciples saw Jesus walking on the water, were they excited or afraid? (Afraid)
5. Who wanted to walk on the water towards Jesus – Peter or Zander? (Peter)
6. Did Peter trust Jesus enough to get out of the boat and try walking on water? (Yes)
7. Should we trust in Jesus? (Yes)
8. When can we trust in Jesus?

### **Lesson 2**

1. Is a disciple a person who loves Jesus, follows Him, and learns from Him? (Yes)
2. Did Jesus teach His disciples about children? (Yes)
3. What does God give children to watch over them? (Angels)
4. The sheep story reminds us that each child is important and loved by whom? (God)
5. How many sheep were lost? (One)
6. Did the shepherd leave the 99 sheep to find the one lost sheep? (Yes)
7. Does Jesus love you? (Yes)

### **Topical Lesson: Jesus understands us**

1. Did Jesus ever feel sad? (Yes)
2. Did Jesus ever feel hungry? (Yes)
3. Did Jesus ever sin? (No)
4. Who always understands and helps us? (Jesus)
5. How can you feel when you know Jesus understands you? (Loved!)

### **Topical Lesson: Jesus is our true friend**

1. Was Jesus there at the beginning of the world? (Yes)
2. Who is the only One who can save us? (Jesus)
3. Who is our true friend? (Jesus)
4. What is a good friend like? (Likes to be with us, likes to do things together, talks with us, walks with us, etc.)
5. How can you talk with Jesus? (By praying and reading the Bible)

### **Lesson 3**

1. Was Jesus walking with His disciples? (Yes)
2. Did the disciples listen to and obey Jesus? (Yes)
3. What animal did Jesus ask the disciples to get for Him – a donkey or a duck? (A donkey)
4. When He rode into Jerusalem, what did the people say? Hint: It starts with Ho\_\_\_\_\_. (Hosanna!)
5. What did the people wave while Jesus came down the road? (Palm branches)
6. Is Jesus the King? (Yes)
7. Did the people worship Jesus the King? (Yes)
8. Should you worship Jesus? (Yes)

### **Lesson 4**

1. Jesus died on the \_\_\_\_\_ for my sin. (Cross)
2. Three days later, how many ladies went to the tomb? Hint: They both had the same name. (Two – Mary and Mary Magdalene)
3. What did they feel when they got to the tomb? (An earthquake)
4. Who was sitting on the tombstone? (An angel)
5. Who was not in the tomb? (Jesus!)
6. Who rose from the dead? (Jesus!)

### **Lesson 5**

1. After Jesus rose again, did He appear to other people? (Yes)
2. How many days did Jesus walk around and talk to people? (40 days)
3. Did Jesus eat food after He rose from the dead? (Yes)
4. Did He appear to a large group of people? (Yes, over 500 people)
5. What happened to Jesus? (He went to heaven)
6. Will Jesus come back some day? (Yes)

### **Topical Lesson: He rocked, it rolled!**

1. Why did Jesus die on the cross? (To save us from our sin)
2. Did Jesus stay dead? (No, He is alive!)
3. When Jesus' friends went to the tomb, who was there? (An angel)
4. Should we celebrate that Jesus is alive? (Yes!)

### **Lesson 6**

1. Name a few of the fruit of the Spirit. (Love, joy, peace, patience, kindness, goodness, faithfulness, gentleness, and self-control)
2. How do you show patience when your mom is on the phone; do you whine and complain or wait quietly? (Wait quietly)
3. How do you show kindness to a friend; do you share your favorite toy or keep it for yourself? (Share your favorite toy)
4. Can only Christians have the fruit of the Spirit? (Yes, our fruit comes from the Spirit, not from ourselves)
5. Which book of the Bible can we find the fruit of the Spirit in - Galatians or Matthew? (Galatians)



### **Lesson 7** *(not being used during this sequence)*

### **Lesson 8** *(not being used in 2025)*

### **Lesson 9**

1. Were Peter and the other disciples put in jail or sent to the park to play? (They were put in jail)
2. Were they put in jail because they were telling others about Jesus or because they were singing too loud? (They were telling others about Jesus)
3. Did an angel help them get out of jail? (Yes)
4. When they got out of jail, did they tell others about Jesus or did they run away and hide? (They told others about Jesus)
5. Did the disciples obey God? (Yes)
6. Are you willing to obey God?

### **Lesson 10**

1. Did Peter or Bill go to jail? (Peter)
2. Why did Peter go to jail? (He was telling others about Jesus)
3. What did Peter's friends do when they heard he was in jail? (They prayed)
4. Did an angel let Peter out of jail? (Yes)
5. Where did Peter go when he left the jail? (To the house where people were praying)
6. Did Rhoda, a servant girl, answer the door? (Yes)
7. Were the people happy or sad when they saw Peter at the door? (Happy)
8. Does God answer prayers? (Yes)

### **Lesson 11**

1. Who died on the cross for our sin? (Jesus)
2. Is Jesus alive? (Yes)
3. After Jesus rose from the dead, did He talk to people and eat with them? (Yes)
4. Where is Jesus right now? (In heaven)
5. Who went and told others about Jesus? (Peter)
6. Should we tell others about Jesus? (Yes)

### **Topical Lesson: Prayer**

1. Who are you talking to when you pray? (God)
2. Can God hear us when we pray? (Yes)
3. We learned about the word 'trust'. Can you trust God when you pray? (Yes)
4. What are some things that you can ask God for?
5. When can we pray? (Anytime - evening, morning, and noon)

# On Track Map Questions

## Q3 – Spring

### Top 12 – Finish the verse

**Purpose:** To introduce and fine tune the Top 12 verses.

*Repetition is key for kids to learn verses. Note: At the beginning of the quarter, children will listen to almost the full verse before they get to fill in the blank. As the quarter progresses, move the fill-in blank earlier in the verse. Children have been learning these verses starting at age two.*

**Year 2:** Mark 12:30-31a, John 3:16, Acts 16:31, John 14:2, Joshua 1:9

1. Romans 3:23: For all have sinned and fall short of the glory of \_\_\_\_\_. (God)
2. John 3:16: For God so loved the world that He gave His one and only Son, that whoever believes in Him shall not perish but have eternal \_\_\_\_\_. (life)
3. Proverbs 3:5-6: Trust in the Lord with all your heart and lean not on your own understanding; in all your ways acknowledge Him, and He will make your paths \_\_\_\_\_. (straight)
4. John 14:2: In my Father's house are many rooms; if it were not so, I would have told you. I am going there to prepare a place for \_\_\_\_\_. (you)
5. Joshua 1:9: Be strong and courageous. Do not be terrified; do not be discouraged, for the Lord your God will be with you wherever you \_\_\_\_\_. (go)
6. 2 Peter 3:18a: But grow in the grace and knowledge of our Lord and Savior \_\_\_\_\_. (Jesus Christ)
7. John 14:6: Jesus answered, "I am the way and the truth and the life. No one comes to the Father except through \_\_\_\_\_." (me)
8. Acts 16:31: Believe in the Lord Jesus, and you will be saved – you and your \_\_\_\_\_. (household)
9. Mark 12:30-31a: "Love the Lord your God with all your heart and with all your soul and with all your mind and with all your strength." The second is this: "Love your neighbor as \_\_\_\_\_." (yourself)

### Missions

**Purpose:** To introduce the basics of missions and challenge children to begin to think if they are called into missions.

1. What are the people called who go into all the world and tell people about Jesus? (Missionaries)
2. What do missionaries do? (They teach people about Jesus)
3. Can you be a missionary? (Yes)
4. If we know someone who doesn't believe in Jesus, what should we do? (Pray for them, tell them about Jesus, give them a Bible, invite them to church, etc.)
5. Where can you tell people about Jesus? (Home, school, friend's house, relative's house, etc.)
6. How can you help someone feel welcome who is new to our class? (Sit by them, talk to them, smile at them, etc.)
7. What country are we learning about in the Mission Station this quarter? (Stop and pray for this country)

# Pre-Service Review Game

## Year 2 – Quarter 3

**Goal:** To review previous lessons, Top 12 verses, and On Track Map topics while playing a fun review game.

### Option 1: Dress up fun!

#### Supplies:

- Large Tracker and Cami cardboard cutouts that can stand up (or use smaller cutouts that are “paper doll” style)
- Velcro or magnets
- Different pieces to dress both Cami and Tracker (hat, bows, shirt, shoes, sandals, pants, shorts, watch, sunglasses, earrings, necklace, bat, gloves, jersey, belt, scarf, etc.)

#### Instructions:

1. The Leader will ask a Lesson Review question or an On Track Map question.
2. If the question is answered correctly by a boy, he can select an item to Velcro or magnet to Tracker. If the question is answered correctly by a girl, she can select an item to Velcro or magnet to Cami.

#### Creative ideas:

- Bows, sweaters, socks, etc. can be made in Wordless Book colors. When the child selects the item, ask the class what the color reminds them of.
- Take a class picture with the dressed Tracker and Cami. Display it in your hallway or classroom.

### Option 2: Crazy cubes!

#### Supplies:

- Two square boxes made into large dice
  - Box 1: numbered 1-6
  - Box 2: one action on each side (examples: spin in a circle, jumping jacks, run in place, hop on one foot, high marching, flapping arms, skip in place, wiggle fingers, clap hands, etc.)



#### Instructions:

1. The leader will ask a Lesson Review question or an On Track Map question.
2. If a child answers correctly, have the child and a friend come up and each roll a box.
3. The entire group should do what it says (examples: jumping jacks 2 times, hop on one foot 4 times)

**Optional:** After a few weeks, switch boxes to the following:

- Box 1: change to categories (examples: girls, boys, 4-year-olds, 5-year-olds, children wearing a specific color, etc.)
- Box 2: pretend to be an animal (examples: lion, eagle, frog, fish, dog, cat, snake, etc.)



# Mission Lesson

Year 2 – Quarter 3

## Mexico

**Goal:** To introduce children to the cultures in Mexico and give them an opportunity to pray for the churches and church leaders there.

### Supplies:

- Mexican Christian music; here are a few options:
  - E Alfarero: <https://www.youtube.com/watch?v=nylgLCGsgGQ>
  - Dame más sabiduría: <https://youtu.be/0iCeNwC-ih8?si=oxCAfEjwHJkain6N>
  - Eran cien ovejas: <https://www.youtube.com/watch?v=OA06OVJclvI>
  - Te vengo a decir: [https://www.youtube.com/watch?v=V8U\\_R2Xyzbw](https://www.youtube.com/watch?v=V8U_R2Xyzbw)
  - Mariachi en el Cielo: <https://www.youtube.com/watch?v=dbY46xAxIJc>
- Pictures of the Mexico regions, Juan Carlos, and children participating in the Descúbrela program (see appendix)
- Popular Mexican treats for children to sample, such as:
  - Mexican candy (popular flavors include mango, lime, and tamarind)
  - Coca-Cola
  - Pork rinds (“chicharrones”)
- World map
- Wooden figure or life-sized poster to represent Juan Carlos, wearing a cowboy hat (you can search “vaquero” online to find more ideas)
- Props to go with Juan Carlos (soccer ball and marbles)
- Bible
- Long strands of red, white, and green yarn (or stretchy string) that will be used to make necklaces for each child (cut into the appropriate length for necklaces in advance)
- Cardstock pictures of a soccer ball for each child to color for their necklace (cut in advance) (see appendix)
- Hole punches
- Crayons in Wordless Book colors

**Mission Station Set Up:** Decorate your mission station with bright colors, piñatas, and streamers to create a fun, vibrant party atmosphere.

## Lesson:

*Have upbeat mariachi music playing as children enter.*

Welcome to the country of Mexico! *Hand out treats as children sit down.* Let's find Mexico on our world map. *Show Mexico on the world map.* Mexico is the third largest country in Latin America.

There are three main areas in Mexico. *Pass around pictures as you speak.* There are the dry mountains in the north (the very top of Mexico), the rainforest in the south (the bottom of Mexico), and the big city in the middle.

In the dry mountains, many rural people work as cowboys, taking care of cattle. I'd like you to meet my friend, Juan Carlos. *Pull out the wooden figure and/or picture of Juan Carlos.* Juan Carlos comes from a family of northern cowboys. He lives in the state of Coahuila. *Point out Coahuila on the world map; it is just south of the U.S. state of Texas.*

Juan Carlos likes to watch and play soccer, eat spicy candy, and play marbles with his cousins. And guess what? Juan Carlos and his cousins go to church, just like you! *Hold up the Bible.* There are churches in Mexico that use the Discovery Land program, but in Spanish it is called Descúbrello. *Show picture with kids participating in the Descúbrello program.* Kids in the Descúbrello program are learning the same Bible lessons you learn, and they are learning that Jesus is the only One who can save us.

People all over the world need to know that Jesus is our Savior! Today, we are going to pray for the people in Mexico who need to hear that Jesus is our Savior. We are going to pray that the leaders in the churches will be good teachers and that they will help kids like you learn more about Jesus!

*Hand out crayons and pictures.*

Remember how Juan Carlos and his cousins like to play soccer? As you color in this soccer ball, let's use the Wordless Book colors to help us remember that Jesus is our Savior.

*As children color, review the Wordless Book colors, key words, and Bible verses. Talk about how kids all over the world need to hear the Gospel. Once children are finished coloring, leaders should punch holes in the cardstock soccer balls, and then add string to create a necklace. Encourage children to wear their necklaces during the week to help them remember to pray for the people in Mexico.*

*Close by praying for the church leaders in Mexico. Ask God to help them be good teachers and to boldly share the Gospel with children.*

# Bulletin Boards

## Year 2 – Quarter 3

### Option 1: John 14:2 Fill-in-the-blank

Words for the verse (see below) should be written on the bulletin board. Or print the printable resource (see appendix) and cut the sections of the verse into strips, then hang them on the bulletin board. Pictures will be used for the blanks (see appendix). Pictures should be attached with a push pin facing backwards.

As you point to the words and read the verse with the children, pause when you get a blank (picture turned backwards). Once the class guesses the missing word, flip over the picture to see if they are right. When completed, read the entire verse together.

“In my Father’s \_\_\_\_\_ (house; house picture) are many \_\_\_\_\_ (rooms; room picture); if it were \_\_\_\_\_ (not; shaking finger picture) so, I would have \_\_\_\_\_ (told; mouth picture) you. I am going \_\_\_\_\_ (there; heaven picture) to prepare a place for \_\_\_\_\_ (you; mirror picture).”  
John \_\_\_\_ (14): \_\_\_\_ (2)

### Option 2: Tic-Tac-Toe

Have a large tic-tac-toe grid in the center of the bulletin board. Put Velcro squares in the center of each of the nine spots. Make five X’s (for the boys’ team) and five O’s (for the girls’ team), each with a piece of Velcro on the back.

A leader will ask a review question to either the boys’ team or the girls’ team. When the boys’ team gets a question correct, they will attach an X on the grid. When the girls’ team gets a question correct, they will attach an O on the grid.

If a child gets the question wrong, another child from their team will be allowed to answer the question until they get the question correct. The next question will then go to the other team.

Play until the boys’ team or girls’ team gets a completed tic-tac-toe or until the grid is full. Celebrate all the correctly answered review questions!

Repeat as time permits.

# Bible Timeline Thumbnails

DISCOVERY LAND

A Ministry of Discovery Land Global • 2693 W Grand Chute Blvd., Appleton, WI 54913 • 920-968-0700 • DLGlobal.org

Old Testament



New Testament



Discovery Land  
Bible Timeline

Copyright 2022 - Appleton Alliance Association



# Worship: Preschool

Year 2 – Quarter 3

## Song, Artist, Album, Time

“Today is the Day” by Paul Baloche, *Sing & Play Splash Music*, 2:55

“When I Look” by KidSpring, *Turn It up Sing-Along*, 1:54

“Jesus Loves Me” by Go Fish, *Superstar*, 4:00 (optional: start at 0:31 and fade out at 3:45)

“Good News” by Vineyard Music, *Great Big God for Preschoolers*, 2:07

“Jump Into the Light” by Jana Alayra, *Jump Into the Light*, 3:17

“Hosanna Rock” by Yancy & Little Praise Party, *Happy Day Everyday*, 2:20

## Worship Schedule: Preschool

Lesson	Date	Song 1	Song 2
01	March 2	Today is the Day	When I Look
02	March 9	Today is the Day	Jesus Loves Me
	March 16	Jesus Loves Me	Good News
	March 23	Good News	When I Look
03	March 30	Jump Into the Light	Hosanna Rock
04	April 6	Hosanna Rock	Jump Into the Light
05	April 13	Jump Into the Light	When I Look
	April 20	Topical Lesson: (Easter) He rocked, it rolled! (Worship Leader's choice)	
06	April 27	Jesus Loves Me	Today is the Day
<del>07</del>		Note: This lesson is not being used during this sequence.	
<del>08</del>		Note: This lesson is not being used during this sequence.	
09	May 4	Good News	Jump Into the Light
10	May 11	Jesus Loves Me	Today is the Day
11	May 18	Hosanna Rock	Good News
	May 25	Topical Lesson: Prayer (Worship Leader's choice)	

# Preschool Printable Resources

Year 2 - Quarter 3



**Lesson 1 Know Right  
Trust in Jesus  
Matching Game**



**Topical Lesson:  
Jesus understands us  
Feel Right visuals**



**Topical Lesson: Jesus understands us  
WB Matching Game**



**Topical Lesson:  
Jesus is our true friend  
Opt 1 - Worksheet**



**Topical Lesson:  
Jesus is our true friend  
Opt 2 - Posters and Worksheet**



**Topical Lesson:  
Jesus is our true friend  
Opt 3 - activity sheet**




**Lesson 4  
Play-Doh & LEGO  
Picture of Jesus**



**Lesson 5 Art  
Jesus is alive**



**Lessons 5 and 10 - Yes and No  
signs (8.5x11 and 11x17)**



**Topical Lesson:  
He rocked, it rolled!  
Jesus is alive  
activity sheet**



**Lesson 6 Box - Kids' faces, shirts & pants**



**Lesson 6 Know Right  
Fruit of the Spirit coloring sheet**



**Lesson 6 Think Right  
Fruit of the Spirit cards**

**Lessons 7 and 8 are not being used during this sequence.**

Lesson 7 Sand Mini Wordless Books

Lesson 7 WB Matching Game

Lesson 8 Play-Doh & Art Jesus loves you and me




Lesson 10 Wait sign (8.5x11 and 11x17)



**"In my Father's house"** (hands above head and meet at a point) **are many rooms** (arms opening in front of you) **if it were not so** (shake finger), **I would have told you** (two pointer fingers move from mouth outward). **I am going there** (two pointer fingers point way up) **to prepare a place for you** (two pointer fingers point to children)." John 14:2

**"Love** (hug self) **the Lord** (point up) **your God** (other pointer finger up) **with all your heart** (hands over heart) **and with all your soul** (point from your toes to your head with two fingers) **and with all your mind** (point to head with two fingers) **and with all your strength** (show arm muscles). **The second is this** (hold up two fingers) **Love your neighbor** (point to a neighbor) **as yourself** (point to self)." Mark 12:30-31a

Lesson 11 Verse Review Cards



Lesson 11 Think Right Wordless Book Bingo cards and Leader cards



Lesson 10 Know Right Prayer chart

**I WILL TRUST GOD WHEN I PRAY!**

"Trust in the Lord with all your heart and lean not on your own understanding; in all your ways acknowledge Him, and He will make your paths straight." Proverbs 3:5-6

Topical Lesson: Prayer Prayer activity sheet

**I will trust God when I pray!**

"Trust in the Lord with all your heart and lean not on your own understanding; in all your ways acknowledge Him, and He will make your paths straight." Proverbs 3:5-6

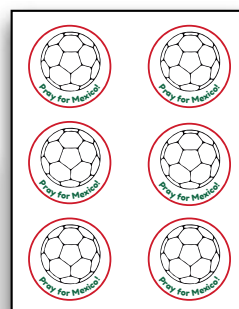
Topical Lesson: Prayer Prayer activity sheet with bubble letters



Topical Lesson: Prayer Know Right & Think Right Pictures

**In my Father's are many**


Bulletin Board John 14:2 pictures and words



Mission Lesson Pray for Mexico necklace



Mission Lesson Mexico pictures



Lesson Review Cards

# The Wordless Book - Presenting the Gospel to Children



The Wordless Book is the primary way the Gospel is shared with children in the Discovery Land curriculum. You will notice that it is referred to on a weekly basis as you present the Gospel message.

Each color has a simple meaning and a key verse that will help children understand the true meaning of God's love and how they can have a personal relationship with Him now and for eternity.

The Wordless Book is a tool that outlines a clear Gospel message. For older children, you may feel that this tool has become repetitive, but after reviewing test results, we learned our older children know the key word, color, and verse, but often they do not know how to use it as a tool to share or defend their faith. Keep this in mind as you role model the Gospel message to your children each week.

Occasionally try using the Gospel outline without referring to the colors. After you are done, ask children what this reminds them of. Or begin sharing the Gospel by expressing the joy you have by being clean (saved) from the sin in your life.

It is important to tie in the joy of becoming part of God's family. When you become a Christian, God is your Heavenly Father and you join all Christians as part of His church family.

## Using the Wordless Book:

**Gold** - The gold page reminds us of God's love for us and how we, as Christians, can have confidence that someday we can go to heaven. John 14:2 says, "In my Father's house are many rooms; if it were not so, I would have told you. I am going there to prepare a place for you." Heaven is real...and is a perfect, literal place. It will be filled with happiness, joy, streets of gold, a perfect family, and the presence of God Himself.

But there is one thing that is not in heaven...and that is sin.

**Dark** - The dark page represents sin. Sin is anything we think, say, or do that is against God. Examples of sin are cheating, stealing, and gossiping. These are things that are not going to be in heaven and things that displease God. Romans 3:23 says, "For all have sinned and fall short of the glory of God." The penalty of sin is eternal death, meaning we can't go to heaven, but there is hope...

**Red** - The red page reminds us of Jesus. Jesus is God's only perfect Son who came to this earth to live a perfect life. Because of His perfect life, only He could take the punishment for our sin. Hebrews 9:22b says, "...and without the shedding of blood there is no forgiveness." Jesus did shed His blood, and because of that, He is the only way to heaven. It is not by good works (Ephesians 2:8-9), it is only through the gift of Jesus. It's a personal choice if we want to accept this free gift of Jesus. But wait, I need to tell you something...Jesus didn't stay dead, He rose again and had victory over sin!

**Clean** - The clean page reminds us that if we believe in these truths, our sin is forgiven. Acts 16:31 says, "Believe in the Lord Jesus, and you will be saved - you and your household."

Believe and you will be saved from the penalty/punishment of your sin. Your sin can be forgiven and you can be washed clean. But that is a choice that each individual needs to make.

**Green** - The green page reminds us that once you ask Jesus to forgive your sin, He wants you to grow closer to Him. It's a *relationship*, not a religion. He becomes the leader of your life. Because He is your leader, you will want to grow...like grass in the warm summer months (green). 2 Peter 3:18a says, "But grow in the grace and knowledge of our Lord and Savior Jesus Christ." We grow closer to Him by reading our Bible, praying, and obeying His Word.

This sounds pretty cool, doesn't it? No matter how old you are, it's a choice you have to make for yourself! You can choose today to accept this amazing truth. If you want to choose to ask Jesus to be your Savior and Lord, you need to pray, or talk to God, about it. God is real, and He can hear you when you pray.

If you'd like to make this decision, you can pray about it right now:

1. Admit you are a sinner...tell Him about the sin you struggle with and how you know they displease God. (**dark**)
2. Tell Him you believe that Jesus died and took the penalty for your sin. (**red**)
3. Personally ask Jesus to forgive you of your sin and become the leader of your life. (**clean**)
4. Thank Him for forgiving you and being the new leader of your life.

If you have truly asked Jesus to save you and be the leader of your life, you can know that your sin is forgiven and that you are a child of God!



## Additional Tips:

To help coach children toward salvation, the DL program provides the *Coaching Kids for Salvation* card.

### Coaching Kids For Salvation

**After the Gospel is presented by the teacher...**  
...during the lesson, invite children to a quiet location if they want to make a decision.

**Making sure the child is ready for salvation:**  
**Ask:** I think I know why you came to talk to me; but, would you tell me?  
Answers may vary from "I want to go to Heaven," "I have sinned," "I love Jesus," or "I don't know." If child says, "I don't know," encourage them to go back to class and you can talk more later.

**Checking to see if the child has an understanding of the Gospel:**  
**Ask:** Can you tell me anything about the Wordless Book?  
Allow the child to explain the Gospel to you. Don't expect perfection. Look for an understanding of sin and the need for Jesus to forgive them of their sin.

**Allowing the child to personalize the need for a Savior:**  
**Ask:** Have you sinned? How have you sinned?  
Show child **Romans 3:23** in your Bible.  
If the child denies sin in their life, they are not ready to go further in this discussion. If the child can tell you about sin and personalize that they have sinned, you can continue with the conversation.

**Ask:** Who can forgive your sin?  
Answer should be Jesus.

**Ask:** What did Jesus do for your sin?  
Show child **Hebrews 9:22b** in your Bible.  
Have child put their name in the sentence, "Jesus died for \_\_\_\_\_'s sin."

**Ask:** What happened after Jesus died for you?  
Answer: "He rose again!" (**1 Corinthians 15:3b-4**)

DISCOVERY LAND

**Making a personal choice:**  
**Ask:** What would you like Jesus to do for you?  
Answers may vary: "Take away my sin," or "Take the punishment for my sin."

**Say:** In **Acts 16:31**, it says that if we believe in the Lord, Jesus Christ (point to the red page) you can be saved (dark page) from your sin (clean page).

**Ask:** Would you like to pray and ask Jesus to take away your sin?  
If a child says, "No," tell the child to continue to think about it through the week and ask to you next week if they would like to.

If a child says, "Yes," say, "Why don't you pray and tell Jesus you have sinned, that you believe in Him, and that you need Him to forgive your sin."

Allow child to pray. If the child needs coaching with words, inform them that you will help them, but they need to remember they are talking to God and they need to really mean what they are saying.

**Assurance of salvation:**  
Following the prayer, ask: What did Jesus just do for you?  
Allow child to answer: "He saved me from my sin."

**Ask:** How do you know?  
Allow child to answer: "The Bible tells me so."

**Hebrews 13:5b** teaches us that when we ask Jesus to be part of our lives, He will never leave us. Use your fingers (starting with your pinky) and say, "Jesus will never leave \_\_\_\_\_."

"I am so excited about the decision you made today. Why don't we go back to class and tell the Teacher/Shepherd about what happened." (Allow the child to explain what happened.)

Adapted from CEF salvation training.


DISCOVERY LAND

To assist you with presenting the Gospel and beginning to disciple a child, the DL program provides the *Believe It or Not?* booklet, the *Now What?* booklet, and the *I Believe* bookmark.

The *Believe it or Not?* booklet explains the Gospel using Scripture, kid-friendly definitions, and the Wordless Book framework. It is a great tool to explain the Gospel to an interested child, and/or to send home with a child who wants to consider trusting Jesus as their Lord and Savior.



If a student chooses to trust Jesus as their Lord and Savior, the *Now What?* booklet is a great introduction to what it means to live the Christian life. It briefly covers topics such as who they are in Christ, spiritual disciplines, such as worship and prayer, and being a part of the family of God.



### I BELIEVE!

Believe in the Lord Jesus and you will be saved. Ask your pastor/Shepherd! Acts 16:31

Name \_\_\_\_\_ Date \_\_\_\_\_

**I BELIEVE!**  
I believe in the Lord Jesus and I have asked Him to be my Lord and Savior. I will follow Him and live for Him. I will love Him and love others. I will be baptized and will tell others about Him. I will be a good person and will keep His commandments. I will be a part of His family.

Following a child's decision to trust Christ as their Savior, the *I Believe* bookmark can be filled out as a reminder of this important decision. The bookmark remains with the student and the tab at the end is filled out and turned in to your director or staff person, so they can rejoice with the student.

# Acknowledgements and Permissions

Sincere thanks to Shawn Thornton, Pastor of Calvary Community Church in Westlake Village, CA for the use of the Think, Do, and Feel Right concept. This idea, with the addition of Know Right, became the structure of each Bible-centered lesson in this curriculum. We greatly appreciate that he has allowed this idea to land and remain in this curriculum, so others can be equipped to teach children to Know, Think, Do, and Feel Right.

We are grateful for the invaluable partnership we have with Awana International and for granting us permission to reference Awana® within the Discovery Land curriculum and training materials. We have seen God use the relationship between this Sunday curriculum and mid-week Awana® ministries to create a strong and lasting impact on students around the world.

Awana is a registered trademark of Awana Clubs International. Used with permission. Appleton Alliance Association, Inc. operates independently from Awana Clubs International and is solely responsible for the contents of this curriculum.

Scripture taken from the HOLY BIBLE, NEW INTERNATIONAL VERSION®. NIV®. Copyright © 1973, 1978, 1984 by International Bible Society. Used by permission of Zondervan. All rights reserved worldwide.

LEGO® is a trademark of the LEGO Group. All rights reserved.

Play-Doh® is a trademark of Hasbro, Inc. All rights reserved.

